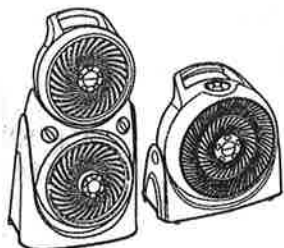


Owner's Manual

Honeywell



TECH FORCE POWERHIGH VELOCITY FANS

HT-380 Series
HT-8800 Series
HT-9700 Series

IMPORTANT SAFETY INSTRUCTIONS

READ AND SAVE THESE SAFETY INSTRUCTIONS BEFORE USING THIS FAN

When using electrical appliances, basic precautions should always be followed to reduce the risk of fire, electric shock, and injury to persons, including the following:

1. Use this fan only as described in this manual. Other use not recommended may cause fire, electric shock or injury to persons.
2. This product is intended for household use **ONLY** and not for commercial, industrial or outdoor use.
3. To protect against electric shock, do not place fan in window, immerse unit, plug or cord in water or spray with liquids.
4. This appliance has a polarized plug (one blade is wider than the other). To reduce the risk of shock, this plug is intended to fit only one way in a polarized outlet. If the plug does not fit fully in the outlet, reverse the plug. If it still does not fit, contact a qualified electrician. **DO NOT** attempt to defeat this safety feature.
5. Close supervision is necessary when any appliance is used by or near children.
6. Turn the fan to the **OFF** position and unplug the fan from the outlet when not in use, when moving the fan from one location to another, before cleaning and before removing the fan grille.
7. To disconnect the fan, first turn control to the **OFF** position, grip the plug and pull it from the wall outlet. Never pull by the cord.
8. Do not operate the fan in the presence of explosive and/or flammable fumes.
9. Do not place the fan or any parts near an open flame, cooking or other heating appliance.
10. Do not operate the fan with a damaged cord or plug or if the product malfunctions, is dropped or damaged in any manner (see warranty).
11. Avoid contact with moving fan parts.
12. The use of attachments not recommended by the manufacturer may be hazardous.
13. Place the fan on a dry level surface.
14. Do not operate if the fan housing is removed or damaged. Do not operate the fan if the grille is removed or not properly assembled.
15. Do not operate on desktops or tabletops. This fan is intended for use on floors only.
16. A loose fit between the AC outlet (receptacle) and plug may cause overheating and a distortion of the plug. Contact a qualified electrician to replace a loose or worn outlet.

WARNING: To Reduce The Risk of Fire or Electric Shock, Do Not Use This Fan With Any Solid-State Speed Control Device.

The Honeywell trademark is used by Kaz, Inc. under license from Honeywell International Inc.

HT-380 SERIES OPERATION

Be sure the fan is in the OFF position.

- Place your fan on a dry, level surface.
- Plug the power cord into a polarized 120 volt AC wall outlet.
- To operate your Tech Fan, press the control button once to turn the fan on in high speed (III), press a second time to change to medium speed (II), press a third time to change fan to the low speed (I), press a fourth time to turn the fan off (Fig. 2a & 2b).
- Adjust the fan to the desired position (Fig. 3).
- To move the fan, turn the fan OFF and pick it up by the handle (Fig. 4).



Fig. 2a

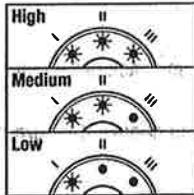


Fig. 2b

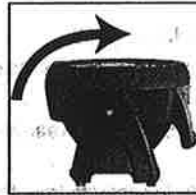


Fig. 3

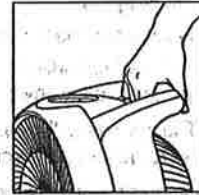


Fig. 4

HT-8800/HT-9700 SERIES OPERATION

- Be sure the fan is in the OFF position.
- Place your fan on a dry, level surface.
- Plug the power cord into a polarized 120 volt AC wall outlet.
- Each fan is independently operated. To operate the fans, turn the control knob to the desired fan speed: HT-9700 series-2 speeds, High (II) or Low (I) or HT-8800 series-3 speeds, High (III), Medium (II), or Low (I) (Fig. 5).
- Adjust the fans to the desired position (Fig. 6).
- To move the fan, turn the fan OFF (O) and pick it up by the reach through handle (Fig. 7).



Fig. 5



Fig. 6




Fig. 7

LIMITED WARRANTY

You should first read all instructions before attempting to use this product.

- A.** This applies to repair or replacement of product found to be defective in material or workmanship. This warranty does not apply to damage resulting from commercial, abusive, unreasonable use or supplemental damage. Defects that are the result of normal wear and tear will not be considered manufacturing defects under this warranty.

5 year limited warranty
for HT-8800BPC and HT-380BPC series

3 year limited warranty for HT-9700C series

KAZ IS NOT LIABLE FOR INCIDENTAL OR CONSEQUENTIAL DAMAGES OF ANY NATURE. ANY IMPLIED WARRANTY OF MERCHANTABILITY OR FITNESS FOR A PARTICULAR PURPOSE ON THIS PRODUCT IS LIMITED IN DURATION TO THE DURATION OF THIS WARRANTY. Some jurisdictions do not allow the exclusion or limitation of incidental or consequential damages or limitations on how long an implied warranty lasts, so the above limitations or exclusions may not apply to you. This warranty gives you specific legal rights, and you also may have other rights which vary from jurisdiction to jurisdiction. This warranty applies only to the original purchaser of this product from the original date of purchase.

- B.** At its option, Kaz will repair or replace this product if it is found to be defective in material or workmanship.

- C.** This warranty does not cover damage resulting from any unauthorized attempts to repair or from any use not in accordance with the instruction manual.

- D.** Return defective product to Kaz, Incorporated with a brief description of the problem. Include proof of purchase and a \$10 US/\$15.50 CAN check or money order for handling, return packing and shipping charges. Please include your name, address and a daytime phone number.

You must prepay shipping charges.
We suggest having tracking or delivery confirmation. Send to:

In U.S.:

Kaz, Incorporated
Attn: Returns Department
4755 Southpoint Drive
Memphis, TN 38118
USA

In Canada:

Kaz Canada Inc.
Attn: Returns Department
510 Bronte Street South
Milton, ON L9T 2X6
Canada

Please go to www.kaz.com and register your product under the Customer Care Center and receive product information updates and new promotional offers.