



Sony Network Camera

SNC-CH110 ,SNC-CH120 , SNC-CH140 , SNC-CH160
SNC-CH180 , SNC-CH210 , SNC-CH220 , SNC-CH240
SNC-CH260 , SNC-CH280

SNC-DH110 , SNC-DH110T , SNC-DH120 , SNC-DH120T
SNC-DH140 , SNC-DH140T , SNC-DH160 , SNC-DH180
SNC-DH210 , SNC-DH210T , SNC-DH220 , SNC-DH220T
SNC-DH240 , SNC-DH240T , SNC-DH260 , SNC-DH280

SNC-RH124 , SNC-RH164

SNC-RS46 , SNC-RS44 , SNC-RS86 , SNC-RS84

Sony Video Network Station

SNT-EX101 , SNT-EX101E , SNT-EX104 , SNT-EX154
SNT-EP104 , SNT-EP154

CGI Command Manual

5th Generation

Version 1.8

Nov. 15, 2010

Sony Corporation

Contents

1 About this manual.....	4
2 Motion video request commands.....	6
2.1 Acquiring MPEG-4 or H.264 bit stream	6
2.2 Acquiring multiplexed Audio & Video bit stream	12
3 Audio data request command.....	15
4 Audio output request commands.....	17
5 Still image request.....	18
6 Setting commands of camera parameters.....	19
7 Inquiry commands of camera parameters	20
8 Control commands for Panning, Tilting, Zooming and Focusing	22
8.1 relative parameter (syntax: relative=aabb).....	22
8.2 AbsolutePanTilt parameter.....	23
8.3 AreaZoom parameter (syntax: AreaZoom=x,y,w,h,<codec>)	24
8.4 ContinuousPanTiltZoom parameter (syntax: ContinuousPanTiltZoom=<pan speed>,<tilt speed>,<zoom speed>)	25
9 Configuration command for motion object detection or unattended object detection	26
9.1 Common configuration terms.....	26
9.2 Inquiring the configuration.....	27
10 Information request command.....	28
11 CGI command list.....	30
11.1 System	30
11.2 Exclusive camera control	41
11.3 Date and time.....	41
11.4 Pan/Tilt/Zoom.....	42
11.5 Focus/Zoom	48
11.6 Camera	50
11.7 Privacy mask.....	62
11.8 Sense up.....	64
11.9 Serial.....	67
11.10 Network.....	68
11.11 Wireless network	70
11.12 Filtering	72
11.13 QoS.....	73
11.14 Dynamic IP address notification	74
11.15 SSL / TLS.....	75
11.16 802.1X.....	76
11.17 Viewermode	77

11.18 User	78
11.19 Security	78
11.20 Preset position	78
11.21 FTP client	87
11.22 FTP server	90
11.23 SMTP	91
11.24 Image memory	95
11.25 Edge storage	99
11.26 Alarm out	101
11.27 Voice alert	102
11.28 Alarm buffer	103
11.29 Object detection	103
11.30 VMF	106
11.31 Tampering detection	108
11.32 Lite object detection	108
11.33 Audio detection	109
11.34 All configuration	109
11.35 Trigger	110
11.36 Other operation	111
11.37 Other inquiries	112
12 Appendix	114
12.1 Image Size	114
12.2 AreaSet	117
12.3 FrameRate	117
12.4 ImageMaxSize	118
12.5 VidCapSize	118
12.6 AutoSlowShutterMinSpeed	118
12.7 AgcMaxGain	119
12.8 Privacy Mask	119
12.9 WBMode	120
12.10 Alarm In / Alarm Out	120
12.11 View mode<mode>	121
12.12 The range of axis and the decision size of Object detection and VMF	121
12.13 Shutter Speed, Iris, Gain, ExpComp	122
12.14 PanTilter	126
12.15 PanMovementRange / TiltMovementRange / ZoomMovementRange	127
12.16 Zoom ratio and Zoom position (expected value)	127
12.17 Focus (expected value)	130

1 About this manual

This document describes CGI commands usage of Sony Network Camera and Sony Video Network Station. Applicable models and version are followings.

Sony Network Camera

Model	Type
SNC-CH110/120/140	Box Type, Indoor HD
SNC-CH210/220/240	Box Type, Indoor Full HD
SNC-CH160/180	Box Type, Outdoor HD Bullet
SNC-CH260/280	Box Type, Outdoor Full HD
SNC-DH110/120/140	Mini Dome Type, Indoor HD
SNC-DH210/220/240	Mini Dome Type, Indoor Full HD
SNC-DH110T/120T/140T	Mini Dome Type, Indoor HD Vandal
SNC-DH210T/220T/240T	Mini Dome Type, Indoor Full HD Vandal
SNC-DH160/180	Mini Dome Type, Outdoor HD Rugged
SNC-DH260/280	Mini Dome Type, Outdoor Full HD
SNC-RH124/164	Rapid Dome Camera, Indoor HD/Outdoor HD
SNC-RS44/46	Rapid Dome Camera, Indoor SD x18/Indoor SD x36
SNC-RS84/86	Rapid Dome Camera, Outdoor SD x18/Outdoor SD x36

Sony Video Network Station

Model	Type
SNT-EX101/101E/104/154	Full Spec. 1CH Box Type/4CH Box Type/4CH Blade Type
SNT-EP104/154	Basic Spec. 4CH Box Type/4CH Blade Type

These Sony Network Camera and Sony Video Network Station have the following kinds of CGI commands which are listed below. Network Camera and Video Network Station are called a camera by this manual.

1) Motion video request commands

These are to be used to get motion video (Motion JPEG or MPEG-4 video or H.264) or some of them are to be used for a session initiation for acquiring MPEG-4 or H.264 data.

2) Audio data request commands

These are to be used to get audio data from the camera or some of them are to be used for a session initiation for acquiring audio data.

3) Audio output request commands

These are to be used to upload audio encoded data to the camera so that the camera can output audio

via an equipped line output connector.

4) Still image request commands

These are to be used to get a latest still image from the camera.

5) Setting commands of camera

These are to be used to set picture quality and so on.

6) Inquiry commands of camera parameters

These are to be used to inquire various settings of camera parameters which can be set by using setting commands (6).

7) Control commands for Panning, Tilting Zooming and Focusing

These are to be used for Panning, Tilting, Zooming and Focusing. Network Camera supports these commands. And, when a connected analog camera has a function, SNT-EX101/101E/104/154 supports some of the commands.

8) Configuration command for motion detection

These are to be used for configuring motion detection.

9) Information request commands

This is to be used to get information such a result of motion detection or status of the sensor input.

In this document, the usage of CGI commands such as "method", "syntax", and several examples are explained below. The following model can't acquire audio data. And, audio can't be output, either.

- SNC-CH110/120/160/210/220/260
- SNC-DH110/110T/120/120T/160/210/210T/220/220T/260
- SNT-EP104/154

2 Motion video request commands

There are four kinds of request to acquire motion video data.

/image /image1	You can acquire Bit stream corresponding to the setup of ImageCodec1. If "mpeg4" is set up in ImageCodec1, you can acquire MPEG-4 bit stream.
/image2	You can acquire Bit stream corresponding to the setup of ImageCodec 2.
/image3	You can acquire Bit stream corresponding to the setup of ImageCodec 3. But, this request command can be used only with SNC-RS44/46/84/86.
/mpeg4	Indicates that the client application specifies to acquire MPEG-4 bit stream. When the video mode is not set to mpeg4, mpeg4-jpeg or jpeg-mpeg4, the command response will be "400 error".
/h264	Indicates that the client application specifies to acquire H.264 bit stream. When the video mode is not set to h264, h264-jpeg or jpeg-h264, the command response will be "400 error".
/mjpeg	Indicates that the client application specifies to acquire Motion JPEG bit stream. When the video mode is set to mpeg4 or h264, the command response will be "400 error".

2.1 Acquiring MPEG-4 or H.264 bit stream

In terms of MPEG-4 or H.264 bit stream, the camera can send them in the form of "HTTP bit stream", "RTP (UDP) bit stream (unicast)" or "RTP (UDP) bit stream (multicast)". The following are some explanation how the acquiring sequence will be.

<Method>

GET

<Syntax>

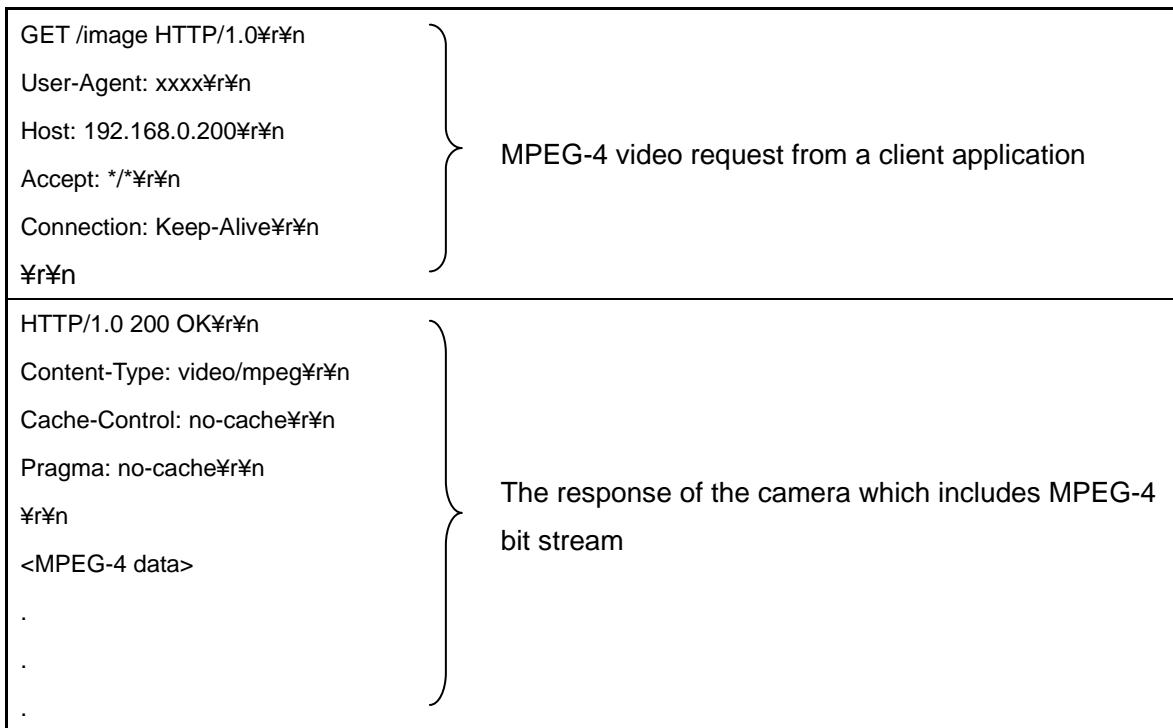
```

http://ip_adr/image
http://ip_adr/mpeg4
http://ip_adr/h264
http://ip_adr/image[?UdpMode=unicast&UdpPort=<UDP port number>]
http://ip_adr/mpeg4[?UdpMode=unicast&UdpPort=<UDP port number>]
http://ip_adr/h264[?UdpMode=unicast&UdpPort=<UDP port number>]
http://ip_adr/image[?UdpMode=multicast]
http://ip_adr/mpeg4 [?UdpMode=multicast]
http://ip_adr/h264[?UdpMode=multicast]

```

[HTTP bit stream]

The following data shows the way to acquire the HTTP. When simply putting "GET /image...", "GET /mpeg4..." or "GET /h264...", the camera will send the MPEG-4 or H.264 raw data as its response.



Content-Type

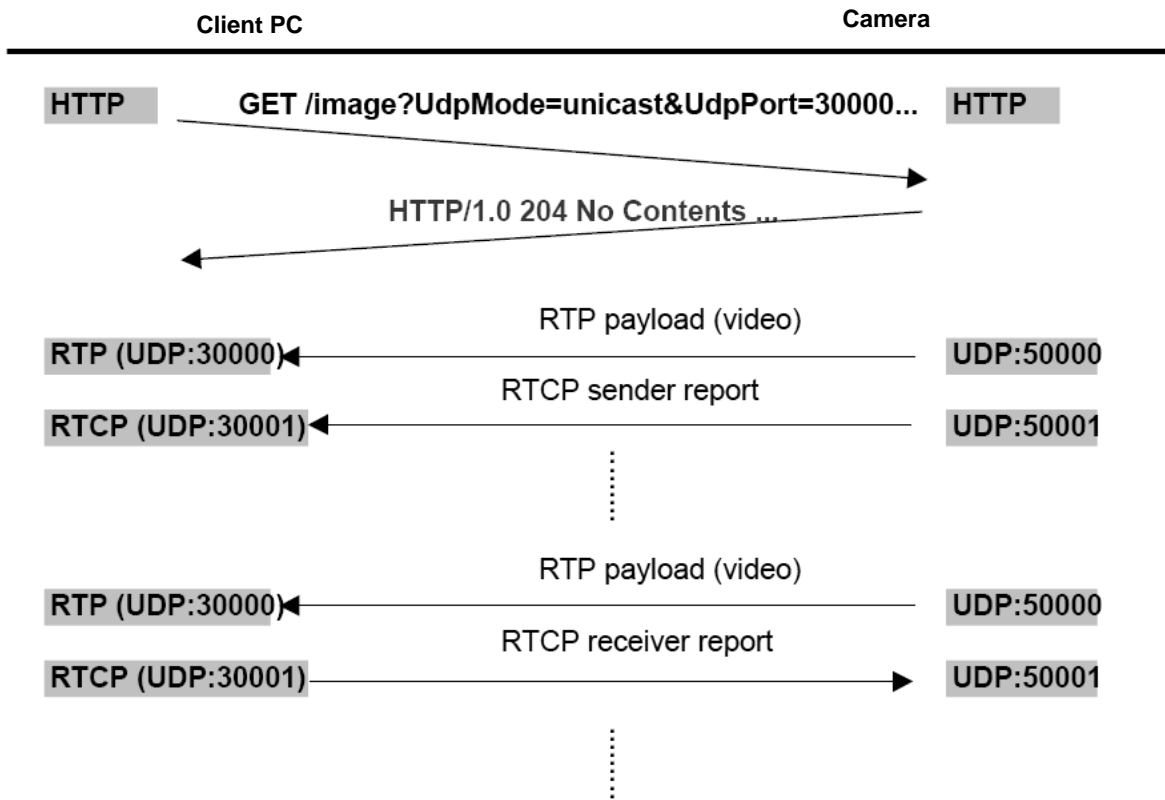
"Content-Type:" header will be set to "video/mpeg" when the video mode of the camera is MPEG-4 mode. "Content-Type:" header will be set to "video/h264" when the video mode of the camera is H.264 mode.

<MPEG-4 data>

<MPEG-4 data> is based on the standard of MPEG-4 and is in the form of raw data. And the <MPEG-4 data> includes so-called "user data" in each picture frame so that the receiver can make use of it.

[RTP (UDP) bit stream (unicast)]

You can get MPEG-4 (or H.264) bit stream by using RTP (Real-time transport protocol). HTTP is based on the TCP, which will lead less throughput in several circumstances e.g. RTT (Round trip time) number is rather large for the sake of network congestion. The following figure shows how the RTP bit stream (unicast) will be acquired by a client application.



In terms of acquiring RTP bit stream (unicast), putting "UdpMode=unicast" and "UdpPort=<UDP port number>" will be required when sending HTTP request.

UdpMode parameter Specify a mode of transmission which will be either "unicast" or "multicast". The "multicast" can be set only when the multicast streaming in the camera is set to on.

UdpPort parameter This parameter is effective when the UdpMode is set to "unicast". This parameter specifies the video port number which is the destination port the camera should send to. Listening to this video port will be required by the client application.

RTCP packets

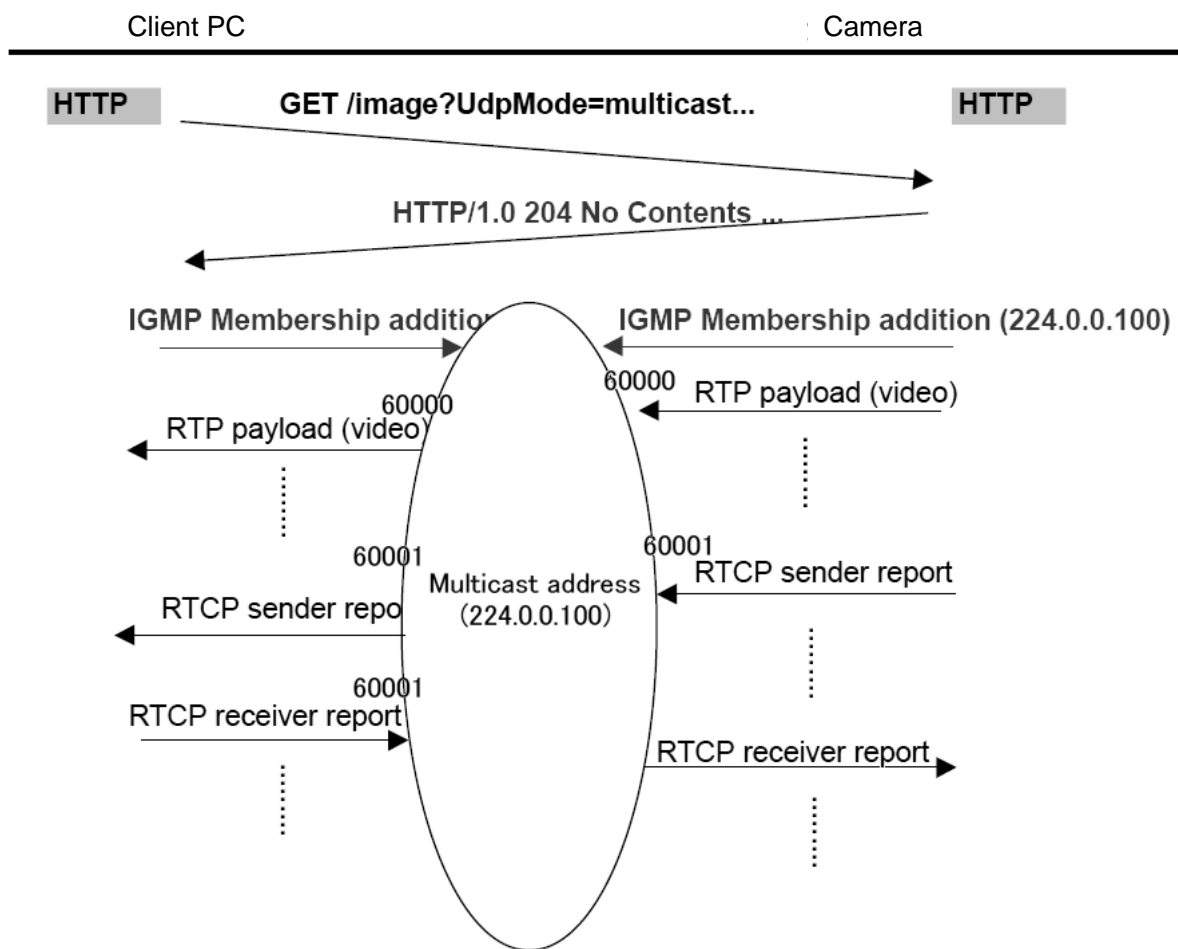
While the camera keeps sending MPEG-4 RTP bit stream, it also sends RTCP report (sender report) to the client side periodically. The client side is required to prepare for receiving the RTCP report and also is required sending RTCP report (receiver report) to the camera periodically. In case of this, the client side should listen to <the video port + 1> as the RTCP port. Note that the camera stops sending the bit stream if it fails to receive RTCP receiver report from the client side for consecutive time specified by RtpExpire parameter. The default of the RtpExpire is 60000 (milliseconds).

[RTP (UDP) bit stream (multicast)]

In terms of multicast RTP bit stream, acquiring sequence is different from the unicast one. In order to activate multicast bit stream, getting information of the multicast settings in the camera is needed prior to starting the sequence. The information is obtained by using "/command/inquiry.cgi?inq=camera" inquiry command.

- Multicast** Shows whether multicast streaming is set to on or off.
- McAddress** Shows multicast address which is used for multicast bit stream.
- McVideoPort** Shows multicast video port which is used for multicast bit stream.

The following figure shows how the RTP bit stream (multicast) is acquired by a client application.



[Motion JPEG bit stream]

In terms of motion JPEG bit stream, only the HTTP bit stream form is supported. The motion JPEG bit stream can be acquired by sending "/image" or "/mjpeg" command, only when the video mode of the camera is set to JPEG. The motion JPEG bit stream is retrieved by the first GET command operation and will be sent as the sequential data. Therefore, display application should display the sequential data with dividing the data into an image-unit. In this case, boundary character string "--myboundary" is fixed as an index.

Also, it is possible adjusting the frame rate by setting the "speed" or "interval" parameter when client application requests bit stream.

<Method>

GET

<Syntax>

```
http://ip_adr/mjpeg[?speed=<value>]
http://ip_adr/mjpeg[?interval=<value>]
```

<Parameters>

speed=<value>

Refer to the following list regarding speed=<value>. The "fastest" frame rate is selected if there is no specification of "speed" or "interval" parameters. Setting both "speed" and "interval" parameters is not allowed.

interval=<value>

The range of setting parameter is from 33 to 3600000. The unit of the parameter is "millisecond". It is possible to set the motion image interval by setting "interval" parameter. Setting both "speed" and "interval" parameters is not allowed.

The effective value of speed parameter

Value	Details
0	Fastest
1	1 frame/sec
2	2 frame/sec
3	3 frame/sec
4	4 frame/sec
5	5 frame/sec
6	6 frame/sec
8	8 frame/sec
10	10 frame/sec
15	15 frame/sec
20	20 frame/sec
25	25 frame/sec
30	30 frame/sec

<Example>

Request for motion image by 20 frames per second

```
GET /mjpeg?speed=20 HTTP/1.0\r\n
Host: 192.168.1.1
```

Request from motion image by 1 frame per second by using "interval" parameter

```
GET /mjpeg?interval=1000 HTTP/1.1\r\n
Host: 192.168.1.1
```

Response data

The output format of the motion JPEG data is the "Server-push". Some HTTP headers have possibilities to be inserted between the boundary string and the data chunk (JPEG data) listed below.

- Content-Type header** Indicates that the data chunk is "image/jpeg" type.
- CamTim header** Stands for the date and time the JPEG image is taken in the unit.
- DataLen header** Stands for the data length of the data chunk. The figure is fixed in the form of 8 digits and will be padded by "0" when the data length is in the range of 7 digits or less.

The following example shows the response data to get motion JPEG bit stream.

```
HTTP/1.0 200 OK\r\n
Content-Type: multipart/x-mixed-replace;boundary=--myboundary\r\n
\r\n
--myboundary\r\n
Content-Type: image/jpeg\r\n
CamTim: 2004-05-18 Tue 10:13:05\r\n
\r\n
<JPEG image data>\r\n
--myboundary\r\n
Content-Type: image/jpeg\r\n
CamTim: 2004-05-18 Tue 10:13:05\r\n
\r\n
<JPEG image data>\r\n
--myboundary\r\n
Content-Type: image/jpeg\r\n
CamTim: 2004-05-18 Tue 10:13:06\r\n
\r\n
<JPEG image data>\r\n
--myboundary\r\n
.
```

2.2 Acquiring multiplexed Audio & Video bit stream

The client application can get audio data as well with the video bit stream. In this case both video bit stream and audio bit stream will be multiplexed in one TCP session.

<Method>

GET

<Syntax>

```

http://ip_adr/image?audioin=on[&speed=<value>]
http://ip_adr/image?audioin=on[&interval=<value>]
http://ip_adr/mjpeg?audioin=on[&speed=<value>]
http://ip_adr/mjpeg?audioin=on[&interval=<value>]
http://ip_adr/mpeg4?audioin=on
http://ip_adr/h264?audioin=on
    
```

Response data

The output format of this multiplexed bit stream is the "Server-push". The bit stream includes video chunks and audio chunks. The client application can make a distinction between the video chunk and audio chunk by checking the "Content-Type" header in the chunk.

Content-Type header	Content-Type: image/jpeg	---	Indicates that is the JPEG chunk
	Content-Type: video/mpeg	---	Indicates that is the MPEG-4 chunk
	Content-Type: video/h264	---	Indicates that is the H.264 chunk
	Content-Type: audio/PCMU	}	PCMU : G.711 (64kbps)
	Content-Type: audio/40kadpcm		40kadpcm : G.726 (40kbps)
	Content-Type: audio/32kadpcm		32kadpcm : G.726 (32kbps)
	Content-Type: audio/24kadpcm		24kadpcm : G.726(24kbps)
	Content-Type: audio/16kadpcm		16kadpcm : G.726 (16kbps)
			Indicates that is the audio chunk.

CamTim header Stands for the date and time the video image is taken in the unit. This is inserted only in the video chunk.

DataLen header Stands for the data length of the data chunk. In the video chunk the figure is fixed in the form of 8 digits and will be padded by "0" when the data length is in the range of 7 digits or less.

The following example shows the response data to get motion JPEG bit stream and audio bit stream

```

HTTP/1.0 200 OK\r\n
Content-Type: multipart/x-mixed-replace;boundary=--myboundary\r\n
\r\n
    
```

```

--myboundary\r\n
Content-Type: audio/16kadpcm\r\n
DataLen: 320\r\n
\r\n
<Audio chunk>\r\n
--myboundary\r\n
Content-Type: image/jpeg\r\n
CamTim: 2004-05-18 Tue 10:13:05\r\n
DataLen: 000xxxx\r\n
\r\n
<JPEG chunk>\r\n
--myboundary\r\n
Content-Type: audio/16kadpcm\r\n
DataLen: 320\r\n
\r\n
<Audio chunk>\r\n
--myboundary\r\n
Content-Type: audio/16kadpcm\r\n
DataLen: 320\r\n
\r\n
<Audio chunk>\r\n
--myboundary\r\n
Content-Type: image/jpeg\r\n
CamTim: 2004-05-18 Tue 10:13:05\r\n
DataLen: 000xxxx\r\n
\r\n
<JPEG chunk>\r\n
--myboundary\r\n
Content-Type: audio/16kadpcm\r\n
DataLen: 320\r\n
\r\n
<Audio chunk>\r\n
--myboundary\r\n
Content-Type: audio/16kadpcm\r\n
DataLen: 320\r\n
\r\n
<Audio chunk>\r\n
--myboundary\r\n
Content-Type: image/jpeg\r\n
CamTim: 2004-05-18 Tue 10:13:06\r\n

```

```
DataLen: 000xxxxx¥r¥n
¥r¥n
<JPEG image data>¥r¥n
--myboundary¥r¥n
.
.
.
```

The following model can't obtain voice data.

- SNC-CH110/120/160/210/220/260
- SNC-DH110/110T/120/120T/160/210/210T/220/220T/260
- SNT-EP104/154

3 Audio data request command

In terms of audio bit stream, the camera can also send it in the form of "HTTP bit stream", "RTP (UDP) bit stream (unicast)" or "RTP (UDP) bit stream (multicast)" like MPEG-4 bit stream. You can refer to the "Acquiring MPEG-4 bit stream" for the details of its sequence.

<Method>

GET

<Syntax>

```
http://ip_adr/audio
http://ip_adr/audio [?UdpMode=unicast&UdpPort=<UDP port number>]
http://ip_adr/audio [?UdpMode=multicast]
```

[HTTP bit stream]

The following example of response data shows how the HTTP bit stream will be acquired.

```
GET /audio HTTP/1.0\r\n
User-Agent: xxxxx\r\n
Host: 192.168.0.150\r\n
Accept: */*\r\n
Connection: Keep-Alive\r\n
\r\n

HTTP/1.0 200 OK\r\n
Content-Type: audio/16kadpcm\r\n
Cache-Control: no-cache\r\n
Pragma: no-cache\r\n
\r\n
<Audio data>
.
.
```

<Audio data>

In terms of <Audio data>, it is so-called raw data in the form of specified audio codec (G.711,G.726 (40kbps, 32kbps, 24kbps, 16kbps)). G.711 raw data complies with mu-law format.

[RTP bit stream (unicast)]

In terms of acquiring audio RTP bit stream (unicast), putting both UdpMode=unicast and UdpPort=<UDP port number> parameters are required when it is requested via HTTP.

[RTP bit stream (multicast)]

In terms of acquiring audio RTP bit stream (multicast), putting UdpMode=multicast parameter is required when it is requested via HTTP. In order to activate audio multicast bit stream, getting information about the multicast settings is needed prior to starting the sequence. The information is obtained by using "/command/inquiry.cgi?inq=camera" inquiry command.

Multicast	---	Shows whether multicast streaming is set to on or off.
McAddress	---	Shows multicast address which is used for multicast bit stream.
McAudioPort	---	Shows multicast audio port which is used for multicast bit stream

Acquiring Audio & Video bit stream with timestamp

To acquire audio & video bit stream with the timestamp in HTTP, putting timestamp=on parameter is required. The granularity of the timestamp is millisecond and it does not synchronize to the time included in CamTime header.

<Method>

GET

<Syntax>

```
http://ip_adr/image?timestamp=on
http://ip_adr/image?audioin=on&timestamp=on
http://ip_adr/mjpeg?timestamp=on
http://ip_adr/mjpeg?audioin=on&timestamp=on
http://ip_adr/mpeg4?timestamp=on
http://ip_adr/mpeg4?audioin=on&timestamp=on
http://ip_adr/audio?timestamp=on
```

TimStamp header

TimStamp: 0123456789	Fixed in the form of 10 digits.
	The granularity of the timestamp is millisecond.

The following model can't use an Audio data request command.

- SNC-CH110/120/160/210/220/260
- SNC-DH110/110T/120/120T/160/210/210T/220/220T/260
- SNT-EP104/154

4 Audio output request commands

These requests are to be used for sending encoded audio data to the camera in order to output audio via the equipped line output. Putting appropriate "Basic authorization (Authorization: Basic xxxx)" header for this request is required. You can put "Administrator" username and password to pass the authorization.

<Method>

POST

<Commands>

The following commands can be sent in conjunction with the audio encoded data.

```
/audio-out/g711_64.cgi  
/audio-out/g726_40.cgi  
/audio-out/g726_32.cgi  
/audio-out/g726_24.cgi  
/audio-out/g726_16.cgi
```

The following example shows that a client application sends the G.726 (32kbps) encoded data to the camera.

```
POST /audio-out/g726_32.cgi HTTP/1.1\r\n  
HOST: 192.168.0.150\r\n  
Connection: close\r\n  
Authorization: Basic YWRtaW46YWRtaW4=\r\n  
\r\n  
<Audio data>  
.  
.  
.
```

The following model can't use an Audio output request commands.

- SNC-CH110/120/160/210/220/260
- SNC-DH110/110T/120/120T/160/210/210T/220/220T/260
- SNT-EP104/154

5 Still image request

Acquire 1 data segment of JPEG file as a still image. This command returns a latest JPEG file on the camera. Image size, color reproduction setting and exposure setting become the same as the motion image(Image Codec 1). A still picture acquisition requirement command is shown in the next table.

/oneshotimage.jpg /oneshotimage1	It is the command to acquire the still picture of ImageCodec1.
/oneshotimage2	It is the command to acquire the still picture of ImageCodec2.
/oneshotimage3	It is the command to acquire the still picture of ImageCodec3. This requirement can be used only with SNC-RS44/46/84/86.

<Method>

GET

<Syntax>

```
http://ip_adr/oneshotimage.jpg
```

<Example>

A still image request

```
GET /oneshotimage.jpg HTTP/1.1\r\n
Host: 192.168.1.1
```

Response data

```
HTTP/1.0 200 OK\r\n
Content-Type: image/jpeg\r\n
Content-Length: <image size>\r\n
\r\n
<JPEG image data>
```

6 Setting commands of camera parameters

Set various settings for the camera. When using these commands, describe as the following syntax <parameter>=<value>. It is possible to transmit several parameters at one time only when they belong to the same CGI name (The part of <cgi> of Syntax). In this case, it is necessary to insert "&" between each <parameter>=<value>.

<Method>

GET/POST

<Syntax>

<code>http://ip_adr/command/<cgi>?<parameter>=<value>[&<parameter>=<value>...]</code>

<Parameters>

Refer to Chapter "11. CGI command list".

7 Inquiry commands of camera parameters

These are to be used to inquire current status of the camera. The item which has an inquiry parameter in the "11. CGI commands list" can be inquired such as its current status. As a response format, "standard format" and "JS parameter format" which you can select arbitrarily are supported.

<Method>

GET/POST

(1) In the case of getting "standard format" response

<Syntax>

```
http://ip_adr/command/inquiry.cgi?inq=<Inquiry>[&inq=<Inquiry>&inq=<Inquiry>...]
```

The response of the inquiry is as follows in the case of "standard format".

```
HTTP/1.0 200 OK\r\n
Content-Type: text/plain\r\n
Content-Length: <len>\r\n
\r\n
<parameter>=<value>[&parameter=<value>&parameter=<value>...]
```

(2) In the case of getting "JS parameter format" response

This type of response is suitable for Java Script processing.

<Syntax>

```
http://ip_adr/command/inquiry.cgi?inqjs=<Inquiry>[&inqjs=<Inquiry>&inqjs=<Inquiry>...]
```

The response of the inquiry is as follows in the case of "JS parameter format".

```
HTTP/1.0 200 OK\r\n
Content-Type: text/plain\r\n
Content-Length: <len>\r\n
\r\n
var <parameter>="<value>"
var <parameter>=" <value>"
var <parameter>="<value>"
.
.
.
```

The response of the inquiry is obtained by using the HTML below.

```
<SCRIPT LANGUAGE='JavaScript1.2'
SRC='/command/inquiry.cgi?inqjs=<Inquiry>
TYPE='text/javascript'></SCRIPT>
```

<Parameters>

Refer to Chapter "11. CGI command list" with the item which has an "inq" attribute.

8 Control commands for Panning, Tilting, Zooming and Focusing

"ptzf" command is used for controlling Pan, Tilt, Zoom and Focus. The followings explain "relative" parameter, "AbsolutePanTilt" parameter and "AreaZoom" parameter. "relative" parameter is used for the relative displacement. "AreaZoom" parameter is used in the case the selected rectangle area of the host image is required to zoom. "ContinuousPanTiltZoom" parameter is for Joystick operation.

<Method>

GET/POST

<Syntax>

http://ip_adr/command/ptzf.cgi?relative=aabb
 http://ip_adr/command/ptzf.cgi?AreaZoom=x,y,w,h

8.1 relative parameter (syntax: relative=aabb)

It is possible to make the relative displacement of the Pan, Tilt and Zoom by using the relative parameter. The difference between this parameter and "visca" parameter of relative position assignment is the presence of normalization with its Zoom position.

How to set the value "aa"

The value "aa" stands for the controlled item and direction such as "Pan position to the right" of "Zoom position to WIDE". It is possible to set the value "aa" by the following Figure or explanation below.

Upper left 07	Upper 08	Upper right 09
Left 04		Right 06
Lower left 01	Lower 02	Lower right 03

Zoom WIDE : 10 TELE : 11

Figure 8-1 relative parameter "aa"

How to set the value of "bb"

The value of "bb" stands for the degree of displacement whose range is from 01 to 10. The displacement is based on the current video size. The degree of Pan and Zoom displacement is shown in Table 9.1-1 : Pan/Tilt distance.

Table 2: Pan/Tilt distance

Value	Distance: Percent of the current video size.
01	around 10%
02	around 15%

03	around 20%
04	around 25%
05	around 30%
06	around 40%
07	around 50%
08	around 66.7%
09	around 83.3%
10	around 100%

<Example>

move right with 30% on VGA.

```
POST /command/ptzf.cgi HTTP/1.1
Host: 192.168.1.1
Connection: Keep-Alive
Cache-Control: no-cache
Content-Length: 13
relative=0605
```

<Response>

```
HTTP/1.1 204 No Content
Content-Length: 0
Server: XXXX/X.XX
```

8.2 AbsolutePanTilt parameter

A position of pan and tilt is specified in the absolute value. The upper right of the screen is a positive direction. Refer to "12.14 PanTilter" for the coordinate of the PTZ camera.

The bottom right of the screen was a positive direction with a SolidPTZ function before the firmware Ver. 1.30. Set up the CGI command of SolidPTZTiltDirection in "down" after the firmware Ver. 1.30 when you move the bottom right of the screen to the positive direction.

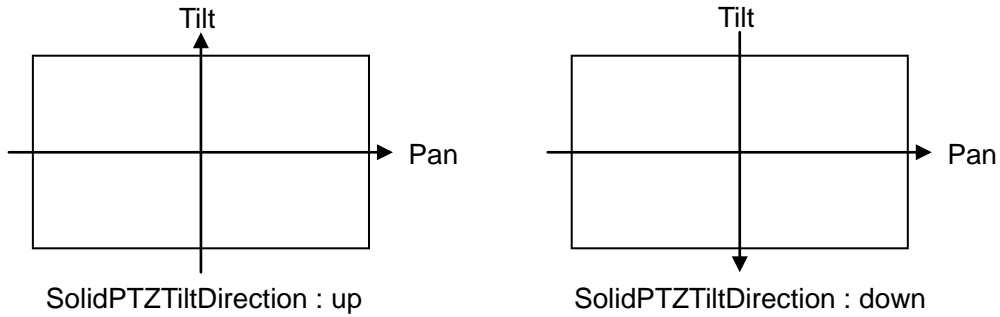


Figure 8-2 Coordinate system of SolidPTZ

Refer to "12.15 PanMovementRange / TiltMovementRange / ZoomMovementRange" for the range of the coordinate of pan and tilt. These values can be read from the camera with PanMovementRange or TiltMovementRange of CGI command.

8.3 AreaZoom parameter (syntax: AreaZoom=x,y,w,h,<codec>)

It is possible to make the Pan and Tilt displacement of the camera by using "AreaZoom" parameter which is familiar to the mouse operation. At first regard the center of the shot image as coordinate origin in Figure8.2-1. If the rectangular area the center of which is (x,y) and the width and height is (w,h) is required to be shot, set the parameter as "AreaZoom=x,y,w,h,<codec>". The camera will shot the dashed line area after the command set.

Note)

- When the specified area is zoomed in, the center may be shifted according to conditions in current Pan, Tilt and Zoom position or specified center.
- When w=0 and h=0 are set in the AreaZoom parameter, no zoom operation is made but the Pan and Tilt operation.

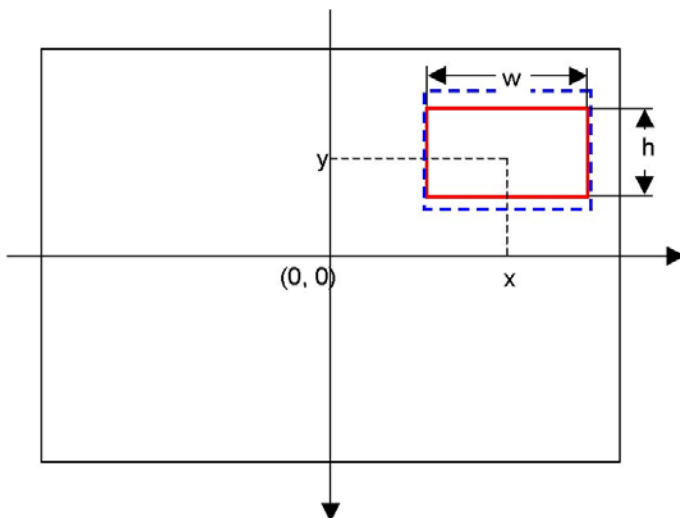


Figure 8-3 AreaZoom

8.4 ContinuousPanTiltZoom parameter (syntax: ContinuousPanTiltZoom=<pan speed>,<tilt speed>,<zoom speed>)

This parameter is suitable for the pan and tilt operation which a joy sticks was used for.

About <pan speed> setting:

This value can be specified with one step within the range from -100 to 100. It moves to the right side when a positive value is specified, and when a negative value is specified, it moves to the left side. Pan operation stops when 0 is specified. The speed is almost directly proportional according to the value. Actual speed changes according to the zoom position. When the value is 100 on the Wide edge, speed becomes 120 degree/sec. When this value and <tilt speed> are omitted at the same time, present operation is maintained about pan and tilt operation.

About <tilt speed> setting:

This value can be specified with one step within the range from -100 to 100. It moves to the upper side when a positive value is specified, and when a negative value is specified, it moves to the lower side. Tilt operation stops when 0 is specified. The speed is almost directly proportional according to the value. Actual speed changes according to the zoom position. When the value is 100 on the Wide edge, speed becomes 60 degree/sec. When this value and <pan speed> are omitted at the same time, present operation is maintained about pan and tilt operation.

About <zoom speed> setting:

This value can be specified with one step within the range from -100 to 100. It moves to the Tele direction when a positive value is specified, and when a negative value is specified, it moves to the Wide direction. Zoom operation stops when 0 is specified. When this value is omitted at the same time, present operation is maintained.

About parameter sending interval:

You should send the next command after waiting for HTTP response "204 No Content" from the camera. When you do not wait for the response, you should send the next command after it waits at the time of the value of "ContinuousPanTiltZoomInterval" obtained by using system information inquiry "/command/inquiry.cgi&inq=system". The unit of "ContinuousPanTiltZoomInterval" is ms. Send "ContinuousPanTiltZoom=0,0,0" at once regardless of the above-mentioned when you stop PTZ operation of camera. Except for LAN environment, moving command and stopping command might be reversed, and the camera doesn't stop. In this case, wait for the HTTP response from the camera to guarantee order.

About Connection:

When using "ContinuousPanTiltZoom" parameter, reconnect every time the command is sent. The reaction of the PTZ operation worsens if keeping connection.

9 Configuration command for motion object detection or unattended object detection

These are to be used for configuring motion detection. Common configuration terms are described in 9.1. Inquiring the configuration is described in 9.2.

9.1 Common configuration terms

This section describes common configuration terms. When using these commands, describe as the following syntax <parameter>=<value>.

<Method>

GET / POST

<Syntax>

```
http://ip_adr/command/objectdetection.cgi?parameter=<value>
```

<Parameters>

Refer to Chapter "11. CGI commands list"

<Example>

Set "Alarm interval" of the unattended detection with half and an hour.

```
POST /command/objectdetection.cgi HTTP/1.1\r\n
Host: 192.168.1.1\r\n
Connection: Keep-Alive\r\n
Cache-Control: no-cache\r\n
Content-Length: 20\r\n
\r\n
Win1Mode=mask
```

<Response>

```
HTTP/1.1 204 No Content\r\n
Content-Type: text/plain\r\n
Date: Fri, 29 Jul 2005 17:33:58 GMT\r\n
Server: XXXX/X.XX\r\n
Accept-Ranges: bytes\r\n
Connection: Keep-Alive\r\n
Expires: Fri, 29 Jul 2005 17:33:56 GMT\r\n
Pragma: no-cache\r\n
Cache-Control: no-cache\r\n
Content-Length: 0\r\n
\r\n
```

9.2 Inquiring the configuration

The configuration of the motion detection can be inquired described as section 6. Refer to section 6 for detail.

<Syntax>

```
http://ip_addr/command/inquiry.cgi?inq=objectdetection
```

10 Information request command

This request is to be used for getting information such a result of motion detection or status of the sensor input in the form of "HTTP bit stream".

Before using this command, you should configure as described below:

- "AlamData" parameter in system.cgi is set to "on".
- Configure motion object detection or unattended object detection if you need the information.

<Method>

GET

<Syntax>

```
http://ip_address/command/alarmdata.cgi  
http://ip_address/command/alarmdata.cgi[?interval=<value>]
```

<Parameters>

interval=<value>

Parameter "interval" means interval seconds between the information is coming. The range of <value> is from 0 to 3600. When 0 is specified the information is updated only when it changes.

<Example>

(Except SNT-EP104, SNT-EP154)

```
GET/command/alarmdata.cgiHTTP/1.1Host:  
192.168.0.100 Connection: Keep-Alive  
HTTP/1.0 200 OK␣␣␣  
Content-Type: multipart/x-mixed-replace;boundary=--myboundary␣␣␣  
␣␣␣  
--myboundary␣␣␣  
Content-Type: text/plain␣␣␣  
CamTim: 2007-04-01 Sun 14:10:43␣␣␣  
␣␣␣  
Sensor1=0␣␣␣  
Sensor2=0␣␣␣  
Sensor3=0␣␣␣  
Sensor4=0␣␣␣  
OdWin1=0␣␣␣  
OdWin2=0␣␣␣  
OdWin3=0␣␣␣  
OdWin4=0␣␣␣  
VMF=0␣␣␣
```

```
Tampering=0¥r¥n
Audio=0¥r¥n
--myboundary¥r¥n
Content-Type: text/plain¥r¥n
CamTim: 2007-04-01 Sun 14:10:46¥r¥n
¥r¥n
.
.
```

(SNT-EP104, SNT-EP154)

```
GET/command/alarmdata.cgiHTTP/1.1Host:
192.168.0.100 Connection: Keep-Alive

HTTP/1.0 200 OK¥r¥n

Content-Type: multipart/x-mixed-replace;boundary=--myboundary¥r¥n
¥r¥n
--myboundary¥r¥n
Content-Type: text/plain¥r¥n
CamTim: 2007-04-01 Sun 14:10:43¥r¥n
¥r¥n
MdWin1=0¥r¥n
--myboundary¥r¥n
Content-Type: text/plain¥r¥n
CamTim: 2007-04-01 Sun 14:10:46¥r¥n
¥r¥n
.
.
```

11 CGI command list

These are the tables of every category of the CGI command. These CGI commands may not be able to be used by the model (see under the each table).

- <codec> of Parameter is the integer (1 - 3) which shows ImageCodec1~ImageCodec3.
- <codec> of Value is the string ("image1"/" image2"/" image3") which shows ImageCodec1~ImageCodec3. The models that <codec> can be specified in Value are SNC-CH110/120/160/210/220/260 and SNC-DH110/110T/120/120T/160/210/210T/220/220T/260. When <codec> of Value is omitted, it is equal to the case that "image1" was specified. (Even a model except for the above can use codec of Value for AreaZoom and EsRec.)
- The CGI command that "Image1" or "Image2" has it about the end of Parameter controls that that ImageCodec1 or ImageCodec2. "Image1" of the end can be omitted.
- <AI > in the table CGI command shows the number of Alarm In. And, <AO> shows the number of Alarm Out. Refer to Appendix for the number which can be used for every model.

11.1 System

Parameter	Value	InqParm	SetCGI	Ver	Note
ModelName	"<model name>"	system	-	1.00	Return the model name.
Serial	"<serial no.>"	system	-	1.00	Return the serial number.
ChannelNum	"1"/"4"	system	-	1.00	Return the number of channels (one channel or four channels) of Video Network Station.
ChannelId	"1"- "4"	system	-	1.00	Return the number of channels which VideoNetworkStation has.
RackModelName	"SNT-RS1U"/"SNT-RS3U"	system	-	1.10	The model name of the rack of Video Network Station is returned. It can use only with SNT-EX154 and SNT-EP154.
RackSlotId	"0" to "12"	system	-	1.10	The slot ID of the rack of Video Network Station is returned. Value is decimal number. "0" is the value of the unusual time. It can use only with SNT-EX154 and SNT-EP154.
RackSerialNo	"<rack serial no>"	system	-	1.10	The serial number of the rack of Video Network Station is returned. It can use only with SNT-EX154 and SNT-EP154.
PanTiltFunc	"0"/"1"	system	-	1.00	Indicates the camera supports Pan/Tilt function. SNT-EP104 and

CGI Command Manual

					SNT-EP154 are always "0". A model except for that is always "1".
ZoomFunc	"0"/"1"	system	-	1.00	Indicates the camera supports Zoom function. SNT-EP104 and SNT-EP154 are always "0". A model except for that is always "1".
PrivacyMaskingFunc	"1"	system	-	1.00	Indicates the camera supports Privacy Masking function.
SolidPTZFunc	"1"	system	-	1.10	Indicates the camera supports SolidPTZ function.
SoftVersion	"<version>"	system	-	1.00	Return the software version.
TitleBar	"<text>"	system	system.cgi	1.00	Up to 32 characters.
WelcomeText	"<text>"	system	system.cgi	1.00	Up to 1024 characters.
DefUrlMode	"default"/"userset"/ "custom"	system	system.cgi	1.00	Select home page path. default : ActiveX Viewer userset : Custom home page custom : JavaScript Viewer
UserUrlPath	"/user/<text>"/ "/a-slot/<text>"	system	system.cgi	1.00	Up to 64 characters except for "/user/" or "/a-slot/".
PowerLed	"on"/"off"	system	system.cgi	1.00	To turn on or off the Power LED.
NetworkLed	"on"/"off"	system	system.cgi	1.00	To turn on or off the Network LED.
CgiAuthen	"on"/"off"	system	system.cgi	1.00	To set the CGI authentication to on or off.
PanoramaRotation	"on"/"off"	system	system.cgi	1.00	Enable or disable rotation of panorama image.
PanoramaFunc	"0"/"1"	system	-	1.00	
PanoramaPicture	"0"/"1"	system	-	1.00	It is the existence of the panorama image.
RoundPanoramaFunc	"0"/"1"	system	-	1.00	
RoundPanoramaPicture	"0"/"1"	system	-	1.00	
ThumbnailFunc	"0"/"1"	system	-	1.00	It is the existence of the Thumbnail function.
PanRotation	"0"/"1"	system	-	1.00	Indicates the camera dose not supports Boundless rotation.
AlarmData	"on"/"off"	system	system.cgi	1.00	Enable or disable streaming of alarm information.
SuperimposeFunc	"id"/"tim"/"idtim"/ "custom"/"off"	system	system.cgi	1.00	Enable or disable superimpose of time & camera ID.

CGI Command Manual

					<p>id : display camera ID only</p> <p>idtim : display time & camera ID</p> <p>tim : display time only</p> <p>custom : display the text defined by SiFormat</p> <p>off : disable superimpose</p> <p>(For the convertible) This setup becomes effective only when SiEnable is "off". When this CGI is except for "off", the designation of SiFormat which it prepares for the interchange, SiPosition and SiFontSize becomes effective, and an item about the superimposition becomes invalid. Contents are indicated in the position where it was specified with SiPosition when this CGI is specified in "custom" and the one except for "off". A superimposition is made non-indication when it is set up in "off".</p>
SiFormat	"<text>"	system	system.cgi	1.00	<p>Superimposed format in the Upper Left placement on the picture.</p> <p>(For the convertible) A setup becomes effective when the value of SuperimposeFunc is "custom". It can be specified including the tag to sixty characters. (All can't be sometimes indicated by the screen width and the size of the font.)</p>
SiPosition	"0"to"6"	system	system.cgi	1.00	<p>(For the convertible) A superimposition display position is chosen. The contents specified with SuperimposeFunc or SiFormat are objects.</p> <p>0: Top-left, 1: Top-right, 2: Bottom-left, 3: Bottom-right, 4: Top, 5: Bottom, 6: Center</p>
SiFontSize SiFontSizeImage1 SiFontSizeImage2	"0"/"1"/"2"	system	system.cgi	1.12	<p>Size of superimposed font.</p> <p>0 : Small, 1 : Middle(Large) 2: Large (Value 2 can be used with SNC-CH120/160/210/220/260 and</p>

CGI Command Manual

SNC-DH120/120T/160/220/220T/260.)					
SiEnable SiEnableImage1 SiEnableImage2	"on"/"off"	system	system.cgi	1.12	Enable or disable of Superimpose function. It takes precedence over the specification of SuperimposeFunc. The setup of SuperimposeFunc becomes "off" when SiEnable is set up in "on". A setup for the convertible becomes invalid, too. SuperimposeFunc becomes "off" when SiEnable is set up in "off", too.
SiFormatTag	"<cameravid><datetime><direction><event><zoomratio><codeinfo>"	system	-	1.00	It uses when the tag which can be specified is examined.
SiFormat<n> SiFormat<n>Image1 SiFormat<n>Image2	"<text>"	system	system.cgi	1.12	<n> is the integer of 1 - 7. The format of a string to set up in 1-7 of the superimposition display position (SiPosition n) is specified respectively. Setup example: The contents which <cameravid>, <datetime> and <event> cope with are substituted for this setup, and SAMPLE is indicated as it is. "<text>" = " <cameravid>SAMPLE<datetime><event>" The tag which can be specified is as it is enumerated in SiFormatTag.
SiPosition<n> SiPosition<n>Image1 SiPosition<n>Image2	"0"to"6"	system	system.cgi	1.12	<n> is the integer of 1 - 7. A superimposition display position is chosen. The number of SiPosition<n> copes with the number of SiFormat<n>. 0: Top-left, 1: Top-right, 2: Bottom-left, 3: Bottom-right, 4: Top, 5: Bottom, 6: Center (Limitation 1) It gives priority to "Top" over Top-Left or Top-right. Because of that, it is indicated only in "Top" when it tries even if you indicate it in "Top" and Top-Left and Top-right at the same time. (Limitation 2) Each string is indicated respectively to the center when it is made to indicate it in Top-let and Top-right at the same time.

CGI Command Manual

					<p>"Bottom-left ": Bottom-right" is the same, too.</p> <p>(Limitation 3) Set it up in SiPosition n not to overlap. When it overlaps and it is set up, you must make the designation of either one side a null character string.</p>
SiCamIdImgEnable	"on"/"off"	system	system.cgi	1.00	<p>Enable or disable LOGO Image. An LOGO image is indicated instead of camera ID. A LOGO image is indicated at the upper left.</p> <p>on: A logo image is indicated. SiCameraId becomes non-indication.</p> <p>off: A logo image isn't indicated. If SiCameraId is effective, a camera ID is indicated. (Default)</p>
Delete	"camidimg"	-	main.cgi	1.00	Delete uploaded Camera ID logo file.
SiCameraId	"<text>"	system	system.cgi	1.00	<p><cameraid> text up to 20 characters. Toggled by SiLogoEnable. The characters which can be used are a number (0-9), an alphabet (a-z and A-Z), " "(space), "-", ":(colon) and "_".</p>
SiDateSeparator	"0" to "1"	system	system.cgi	1.00	<p>Date format separator.</p> <p>0: - (Default)</p> <p>1: /</p>
SiDateFormat	"0" to "2"	system	system.cgi	1.00	<p>Date format.</p> <p>0: YYYY<sep>MM<sep>DD HH:MM:SS</p> <p>1: MM<sep>DD<sep>YYYY HH:MM:SS</p> <p>2: DD<sep>MM<sep>YYYY HH:MM:SS</p> <p>The character specified with SiDateSeparator is inserted into <sep>.</p>
SiPresetPosition	"on"/"off"	system	system.cgi	1.00	
SiDirectionMode	"azimuth"/"areatitling"	system	system.cgi	1.00	<p>Camera position information such as Areatitle, Preset position and Azimuth.</p> <p>azimuth: Direction corner indication. (Default)</p>

CGI Command Manual

					areatitling: Indication of an area title.
SiAzimuthMode	"0"/"4"/"8"	system	system.cgi	1.00	Azimuth is set up. 0: OFF 4: 4 direction 8: 8 direction
SiAzimuthNorthPanPos	<pan hex>	system	system.cgi	1.00	A north position is set up.
SiAreaTitle	"<No>,<text>,<pan_start hex>,<pan_end hex>,<tilt_start hex>,<tilt_end hex>,<enable>,<No>,<text>,..."	system	system.cgi	1.00	Some AreaTitle is set up. <No>: Area number (1 to 64) <text>: Name of area title (up to 40 characters) <pan_start>: Start position of pan <pan_end>: End position of pan <tilt_start>: Start position of tilt <tilt_end>: End position of tilt
SiAreaTitleClear	"<No>,<No>,..."	-	system.cgi	1.00	Delete some AreaTitle. <No>: Area number (1 to 64)
SiAreaTitleNum	"<No>"	system	-	1.00	Return the maximum value of the area which can be set up.
SiColor	"0"to"6"	system	system.cgi	1.00	Font Color of superimpose. 0: White, 1: Black, 2: White with black border, 3: Black with white border, 4: White with black background 5: Black with white background, 6: White with transparent background When a color is different, a string "other" is returned.
SiCameraIDStyle	"<Color>","<Blink>","<Style>"	system	system.cgi	1.00	It is a setup about the indication of the CameraID. <Color> specifies the color of the string indicated. 0: Black, 1: Blue, 2: Red, 3: Magenta 4: Green, 5: Cyan, 6: Yellow, 7: White (Default)

CGI Command Manual

					<p><Blink> : It is always "off".</p> <p><Style> specifies the effect on transmission of the string.</p> <p>0: outline string (other areas include a character body are transparent)</p> <p>1: normal string with transparent background (Default)</p> <p>2: normal string with half-transparent white background</p> <p>3: normal string with half-transparent black background</p> <p>4: normal string with white background</p> <p>5: normal string with black background</p> <p>SNC-CH120/160/210/220/260 and SNC-DH120/120T/160/220/220T/260 : <Color> is always 0. <Style> is always 4.</p>
SiDateStyle	"<Color>","<Blink>","<Style>"	system	system.cgi	1.00	The indication of the date is set up. The meaning of <Color Style> is the same as SiCameraIDStyle.
SiZoomRatioStyle	"<Color>","<Blink>","<Style>"	system	system.cgi	1.00	The indication of the zoom ratio is set up. The meaning of <Color Style> is the same as SiCameraIDStyle.
SiCodeclInfoStyle	"<Color>","<Blink>","<Style>"	system	system.cgi	1.00	The indication of the CodeclInfo is set up. The meaning of <Color Style> is the same as SiCameraIDStyle.
SiEventStyle	"<Color>","<Blink>","<Style>"	system	system.cgi	1.00	The indication of the event is set up. The meaning of <Color Style> is the same as SiCameraIDStyle.
SiDirectionStyle	"<Color>","<Blink>","<Style>"	system	system.cgi	1.00	The indication of the direction is set up. The meaning of <Color Style> is the same as SiCameraIDStyle.
SiStringStyle	"<Color>","<Blink>","<Style>"	system	system.cgi	1.00	The indication of the string except for tag information is set up. The meaning of <Color Style> is the same as SiCameraIDStyle.
Sensor<AI>Mode	"make"/"break"	system	system.cgi	1.00	<p>make: Sensor input is triggered when the connection get short.</p> <p>break: Sensor input is triggered when the connection get open.</p>

CGI Command Manual

Alarm<AO>Duration	"0"to"300"	system	system.cgi	1.00	The time of the output of the alarm is set up.
VideoOutMode	"ip" / "ntsc" / "pal"	system	system.cgi	1.00	Select video output mode. Only SNC-RH124/164, SNC-CH140/220/240/260/280, SNC-DH140/140T/220/220T/240/240T/260/280 can be set up. "ip" or "on" can be set up in these models. A state of output of the analog video is returned with inquiry. SNC-RH124/164: It is one of "ip"/"ntsc"/"pal". SNC-RS44/46/84/86: It is "ntsc" or "pal" corresponding to the end of the model name. SNC-CH120/140/160/210/220/240/260/280, SNC-DH120/120T/140/140T/160/220/220T/240/240T/260/280: It becomes "ip"/"ntsc"/"pal" corresponding to the set point of the slide switch and VideoOutMode. SNT-EX101/101E/104/154, SNT-EP104/154: It becomes "ntsc" or "pal" corresponding to the connected camera.
NonVolatilizationLog	"on"/"off"	system	system.cgi	1.00	Enable or disable non-volatile log.
ContinuousPanTiltZoomFunc	"1"/"0"	system	-	1.00	It is the existence of the ContinuousPanTiltZoom function.
ContinuousPanTiltZoomInterval	"<interval time>"	system	-	1.00	It is the shortest interval between a command to use ContinuousPanTiltZoom command. (msec)
CameraControllInterface	"serial"/"coaxitron"	system	system.cgi	1.00	It is the choice of the camera control interface.
HeaderLogoPicture	"1"/"0"	system	-	1.00	This returns some/nothing (1/0) of the header logo image.
PowerSource	"unkown"/"ac"/"dc"/"hpoe"/"poe"	system	-	1.10	The kind of the power supply is returned.
PowerControl	"on"/"off"	system	system.cgi	1.2	Electric power is mediated with LLDP(Link Layer Discovery. Protocol).
EdgeStorageFunc	"1"/"0"	system	-	1.10	Indicates the camera supports EdgeStorage function.

●The command which can't be used in each model is shown in the following table.

Model name	Unsupported command (System)
SNC-CH110	Alarm<AO>Duration, CameraControlInterface, PowerControl, RackModelName, RackSerialNo, RackSlotId, SiAreaTitle, SiAreaTitleClear, SiAreaTitleNum, SiAzimuthMode, SiAzimuthNorthPanPos, SiDirectionMode
SNC-CH120	CameraControlInterface, PowerControl, RackModelName, RackSerialNo, RackSlotId, SiAreaTitle, SiAreaTitleClear, SiAreaTitleNum, SiAzimuthMode, SiAzimuthNorthPanPos, SiDirectionMode
SNC-CH140	CameraControlInterface, PanoramaPicture, PanoramaRotation, PowerControl, RackModelName, RackSerialNo, RackSlotId, RoundPanoramaPicture, SiAreaTitle, SiAreaTitleClear, SiAreaTitleNum, SiAzimuthMode, SiAzimuthNorthPanPos, SiDirectionMode, SiEnableImage1, SiEnableImage2, SiFontSizeImage1, SiFontSizeImage2, SiFormat<n>Image1, SiFormat<n>Image2, SiPosition<n>Image1, SiPosition<n>Image2
SNC-CH160	CameraControlInterface, PowerControl, RackModelName, RackSerialNo, RackSlotId, SiAreaTitle, SiAreaTitleClear, SiAreaTitleNum, SiAzimuthMode, SiAzimuthNorthPanPos, SiDirectionMode
SNC-CH180	CameraControlInterface, PanoramaPicture, PanoramaRotation, PowerControl, RackModelName, RackSerialNo, RackSlotId, RoundPanoramaPicture, SiAreaTitle, SiAreaTitleClear, SiAreaTitleNum, SiAzimuthMode, SiAzimuthNorthPanPos, SiDirectionMode, SiEnableImage1, SiEnableImage2, SiFontSizeImage1, SiFontSizeImage2, SiFormat<n>Image1, SiFormat<n>Image2, SiPosition<n>Image1, SiPosition<n>Image2
SNC-CH210	Alarm<AO>Duration, CameraControlInterface, PowerControl, RackModelName, RackSerialNo, RackSlotId, SiAreaTitle, SiAreaTitleClear, SiAreaTitleNum, SiAzimuthMode, SiAzimuthNorthPanPos, SiDirectionMode
SNC-CH220	CameraControlInterface, PowerControl, RackModelName, RackSerialNo, RackSlotId, SiAreaTitle, SiAreaTitleClear, SiAreaTitleNum, SiAzimuthMode, SiAzimuthNorthPanPos, SiDirectionMode
SNC-CH240	CameraControlInterface, PanoramaPicture, PanoramaRotation, PowerControl, RackModelName, RackSerialNo, RackSlotId, RoundPanoramaPicture, SiAreaTitle, SiAreaTitleClear, SiAreaTitleNum, SiAzimuthMode, SiAzimuthNorthPanPos, SiDirectionMode, SiEnableImage1, SiEnableImage2, SiFontSizeImage1, SiFontSizeImage2, SiFormat<n>Image1, SiFormat<n>Image2, SiPosition<n>Image1, SiPosition<n>Image2
SNC-CH260	CameraControlInterface, PowerControl, RackModelName, RackSerialNo, RackSlotId, SiAreaTitle, SiAreaTitleClear, SiAreaTitleNum, SiAzimuthMode, SiAzimuthNorthPanPos, SiDirectionMode
SNC-CH280	CameraControlInterface, PanoramaPicture, PanoramaRotation, PowerControl, RackModelName, RackSerialNo, RackSlotId, RoundPanoramaPicture, SiAreaTitle, SiAreaTitleClear, SiAreaTitleNum, SiAzimuthMode, SiAzimuthNorthPanPos, SiDirectionMode, SiEnableImage1, SiEnableImage2, SiFontSizeImage1, SiFontSizeImage2, SiFormat<n>Image1, SiFormat<n>Image2, SiPosition<n>Image1, SiPosition<n>Image2
SNC-DH110/110T	Alarm<AO>Duration, CameraControlInterface, PowerControl, RackModelName, RackSerialNo, RackSlotId, SiAreaTitle, SiAreaTitleClear,

CGI Command Manual

	SiAreaTitleNum, SiAzimuthMode, SiAzimuthNorthPanPos, SiDirectionMode
SNC-DH120	Alarm<AO>Duration, CameraControlInterface, PowerControl, RackModelName, RackSerialNo, RackSlotId, Sensor<AI>Mode, SiAreaTitle, SiAreaTitleClear, SiAreaTitleNum, SiAzimuthMode, SiAzimuthNorthPanPos, SiDirectionMode
SNC-DH120T	CameraControlInterface, PowerControl, RackModelName, RackSerialNo, RackSlotId, SiAreaTitle, SiAreaTitleClear, SiAreaTitleNum, SiAzimuthMode, SiAzimuthNorthPanPos, SiDirectionMode
SNC-DH140/140T	CameraControlInterface, PanoramaPicture, PanoramaRotation, PowerControl, RackModelName, RackSerialNo, RackSlotId, RoundPanoramaPicture, SiAreaTitle, SiAreaTitleClear, SiAreaTitleNum, SiAzimuthMode, SiAzimuthNorthPanPos, SiDirectionMode, SiDirectionStyle, SiEnableImage1, SiEnableImage2, SiFontSizeImage1, SiFontSizeImage2, SiFormat<n>Image1, SiFormat<n>Image2, SiPosition<n>Image1, SiPosition<n>Image2
SNC-DH160	CameraControlInterface, PowerControl, RackModelName, RackSerialNo, RackSlotId, SiAreaTitle, SiAreaTitleClear, SiAreaTitleNum, SiAzimuthMode, SiAzimuthNorthPanPos, SiDirectionMode
SNC-DH180	CameraControlInterface, PanoramaPicture, PanoramaRotation, PowerControl, RackModelName, RackSerialNo, RackSlotId, RoundPanoramaPicture, SiAreaTitle, SiAreaTitleClear, SiAreaTitleNum, SiAzimuthMode, SiAzimuthNorthPanPos, SiDirectionMode, SiEnableImage1, SiEnableImage2, SiFontSizeImage1, SiFontSizeImage2, SiFormat<n>Image1, SiFormat<n>Image2, SiPosition<n>Image1, SiPosition<n>Image2
SNC-DH210/210T	Alarm<AO>Duration, CameraControlInterface, PowerControl, RackModelName, RackSerialNo, RackSlotId, SiAreaTitle, SiAreaTitleClear, SiAreaTitleNum, SiAzimuthMode, SiAzimuthNorthPanPos, SiDirectionMode
SNC-DH220	Alarm<AO>Duration, CameraControlInterface, PowerControl, RackModelName, RackSerialNo, RackSlotId, Sensor<AI>Mode, SiAreaTitle, SiAreaTitleClear, SiAreaTitleNum, SiAzimuthMode, SiAzimuthNorthPanPos, SiDirectionMode
SNC-DH220T	CameraControlInterface, PowerControl, RackModelName, RackSerialNo, RackSlotId, SiAreaTitle, SiAreaTitleClear, SiAreaTitleNum, SiAzimuthMode, SiAzimuthNorthPanPos, SiDirectionMode
SNC-DH240/240T	CameraControlInterface, PanoramaPicture, PanoramaRotation, PowerControl, RackModelName, RackSerialNo, RackSlotId, RoundPanoramaPicture, SiAreaTitle, SiAreaTitleClear, SiAreaTitleNum, SiAzimuthMode, SiAzimuthNorthPanPos, SiDirectionMode, SiEnableImage1, SiEnableImage2, SiFontSizeImage1, SiFontSizeImage2, SiFormat<n>Image1, SiFormat<n>Image2, SiPosition<n>Image1, SiPosition<n>Image2
SNC-DH260	CameraControlInterface, PowerControl, RackModelName, RackSerialNo, RackSlotId, SiAreaTitle, SiAreaTitleClear, SiAreaTitleNum, SiAzimuthMode, SiAzimuthNorthPanPos, SiDirectionMode
SNC-DH280	CameraControlInterface, PanoramaPicture, PanoramaRotation, PowerControl, RackModelName, RackSerialNo, RackSlotId,

CGI Command Manual

	RoundPanoramaPicture, SiAreaTitle, SiAreaTitleClear, SiAreaTitleNum, SiAzimuthMode, SiAzimuthNorthPanPos, SiDirectionMode, SiEnableImage1, SiEnableImage2, SiFontSizeImage1, SiFontSizeImage2, SiFormat<n>Image1, SiFormat<n>Image2, SiPosition<n>Image1, SiPosition<n>Image2
SNC-RH124/164	CameraControlInterface, RackModelName, RackSerialNo, RackSlotId, SiEnableImage1, SiEnableImage2, SiFontSizeImage1, SiFontSizeImage2, SiFormat<n>Image1, SiFormat<n>Image2, SiPosition<n>Image1, SiPosition<n>Image2, SolidPTZFunc
SNC-RS44/46/84/86	CameraControlInterface, RackModelName, RackSerialNo, RackSlotId, SiEnableImage1, SiEnableImage2, SiFontSizeImage1, SiFontSizeImage2, SiFormat<n>Image1, SiFormat<n>Image2, SiPosition<n>Image1, SiPosition<n>Image2, SolidPTZFunc
SNT-EP104	Alarm<AO>Duration, CameraControlInterface, PanoramaPicture, PanoramaRotation, PowerControl, RackModelName, RackSerialNo, RackSlotId, RoundPanoramaPicture, Sensor<AI>Mode, SiAreaTitle, SiAreaTitleClear, SiAreaTitleNum, SiAzimuthMode, SiAzimuthNorthPanPos, SiDirectionMode, SiEnableImage1, SiEnableImage2, SiFontSizeImage1, SiFontSizeImage2, SiFormat<n>Image1, SiFormat<n>Image2, SiPosition<n>Image1, SiPosition<n>Image2, SolidPTZFunc, VideoOutMode
SNT-EP154	Alarm<AO>Duration, CameraControlInterface, PanoramaPicture, PanoramaRotation, PowerControl, RoundPanoramaPicture, Sensor<AI>Mode, SiAreaTitle, SiAreaTitleClear, SiAreaTitleNum, SiAzimuthMode, SiAzimuthNorthPanPos, SiDirectionMode, SiEnableImage1, SiEnableImage2, SiFontSizeImage1, SiFontSizeImage2, SiFormat<n>Image1, SiFormat<n>Image2, SiPosition<n>Image1, SiPosition<n>Image2, SolidPTZFunc, VideoOutMode
SNT-EX101/101E	PanoramaPicture, PanoramaRotation, PowerControl, RackModelName, RackSerialNo, RackSlotId, RoundPanoramaPicture, SiAreaTitle, SiAreaTitleClear, SiAreaTitleNum, SiAzimuthMode, SiAzimuthNorthPanPos, SiDirectionMode, SiEnableImage1, SiEnableImage2, SiFontSizeImage1, SiFontSizeImage2, SiFormat<n>Image1, SiFormat<n>Image2, SiPosition<n>Image1, SiPosition<n>Image2, SolidPTZFunc, VideoOutMode
SNT-EX104	PanoramaPicture, PanoramaRotation, PowerControl, RackModelName, RackSerialNo, RackSlotId, RoundPanoramaPicture, SiAreaTitle, SiAreaTitleClear, SiAreaTitleNum, SiAzimuthMode, SiAzimuthNorthPanPos, SiDirectionMode, SiEnableImage1, SiEnableImage2, SiFontSizeImage1, SiFontSizeImage2, SiFormat<n>Image1, SiFormat<n>Image2, SiPosition<n>Image1, SiPosition<n>Image2, SolidPTZFunc, VideoOutMode
SNT-EX154	PanoramaPicture, PanoramaRotation, PowerControl, RoundPanoramaPicture, SiAreaTitle, SiAreaTitleClear, SiAreaTitleNum, SiAzimuthMode, SiAzimuthNorthPanPos, SiDirectionMode, SiEnableImage1, SiEnableImage2, SiFontSizeImage1, SiFontSizeImage2, SiFormat<n>Image1, SiFormat<n>Image2, SiPosition<n>Image1, SiPosition<n>Image2, SolidPTZFunc, VideoOutMode

11.2 Exclusive camera control

Parameter	Value	InqParm	SetCGI	Ver	Note
CamCtrlRight	"on"/"off"	system	system.cgi	1.00	On or off the exclusive pan/tilt control from ActiveXviewer.
CamCtrlTime	"10"to"600"	system	system.cgi	1.00	Set period of time in seconds. A client that has the permission of pan/tilt control can control the camera in the period.
CamMaxWaitNo	"0"to"10"	system	system.cgi	1.00	Set maximum number of the client who waits the exclusive control.

● The Exclusive camera control CGI commands cannot be used with the following models.

- ◆ SNT-EP104/154

11.3 Date and time

Parameter	Value	InqParm	SetCGI	Ver	Note
Time	"<time>"	system	etc.cgi	1.00	Setting of local time.
GmTime	"<time>"	system	etc.cgi	1.00	Setting of GM time.
TimeZone	"<time zone>"	system	system.cgi	1.00	Setting of time zone.
DstMode	"on"/"off"	system	system.cgi	1.00	Enable or disable summer time (daylight saving time).
DateFormat	"ymd"/"mdy"/"dmy"	system	system.cgi	1.00	ymd : yyyy-mm-dd mdy : mm-dd-yyyy dmy : dd-mm-yyyy
NtpService	"on"/"off"	system	system.cgi	1.00	Synchronization with NTP server
NtpSrvAdd	"conf"/"dhcp"/"multi"	system	system.cgi	1.00	Setting of NTP server address, conf : manual (max. 3) dhcp : get from the DHCP/DHCPv6 server multi : use multicast address
NtpServer	"<server>"	system	system.cgi	1.00	Up to 64 characters.
NtpServer2	"<server>"	system	system.cgi	1.00	Up to 64 characters.
NtpServer3	"<server>"	system	system.cgi	1.00	Up to 64 characters.

11.4 Pan/Tilt/Zoom

Parameter	Value	InqParm	SetCGI	Ver	Note
Move	"<direction>,<speed>,<codec>"	-	ptzf.cgi	1.12	Move command in Pan/Tilt direction. <direction>: left, right, up, down, up-left, up-right, down-left, down-right <speed> : Network Camera : "1" to "24" Video Network Station : "1" to "100"
Move	"<zoom>,<speed>,<codec>"	-	ptzf.cgi	1.12	Move command in zoom direction. <zoom> : tele, wide <speed> : "1" to "8"
Move	"<focus>,<speed>,<codec>"	-	ptzf.cgi	1.12	Move command in focus direction. <focus> : near, far, onepushaf (onepushaf is effective when FocusMode is manual.) <speed> : "1" to "8"
Move	"stop,<mode>,<codec>"	-	ptzf.cgi	1.12	Stop command for moving. <mode>: "pantilt" or "motor": Stop panning and tilting. "zoom": Zoom is stopped. "focus": Focus is stopped.
AreaZoom	"<center X>,<center Y>, <width>,<height>,<codec>"	-	ptzf.cgi	1.00	width, height: 0 at DirectPT and PT Camera <center X> : X distance from center (Pixel) <center Y> : Y distance from center (Pixel) <codec> : Video codec associated with distance ("image1"/"image2"/"image3")
Relative	"<aabb>,<codec>"	-	ptzf.cgi	1.12	aabb: See chapter "8.1 relative parameter (syntax: relative=aabb)".
AbsolutePanTilt	"<pan position>,<tilt position>,<speed>"	ptzf	ptzf.cgi	1.12	Move to specified address of pan and tilt. speed: "1" to "24"

CGI Command Manual

AbsolutePanTiltImage1					
AbsolutePanTiltImage2					
RelativePanTilt	"<pan position>,<tilt position>,<speed>,<codec>"	-	ptzf.cgi	1.12	Move in the specified direction. speed: "1" to "24"
AbsoluteZoom	"<zoom position>,<codec>"	-	ptzf.cgi	1.12	Move to specified zoom position.
RelativeZoom	"<zoom position>,<codec>"	-	ptzf.cgi	1.12	Move to specified zoom position.
AbsolutePTZF AbsolutePTZFImage1 AbsolutePTZFImage2	"<pan position>,<tilt position>,<zoom position>,<focus position>"	ptzf	ptzf.cgi	1.12	
LimitPanTilt	"<min pan position>,<min tilt position>,<max pan position>,<max tilt position>"	ptzf	ptzf.cgi	1.00	min pan position: "E020"~"FFFF" min tilt position: "F808"~"FFFF" max pan position: "0001"~"1FE0" max tilt position: "0001"~"0AA0" limit clear: all position "7FFF"
HorizontalTiltLimit	"on"/"off"	ptzf	ptzf.cgi	1.00	When this is set on, the operating range of the tilt is by the horizontal.
Cancel	"on,<codec>"	-	ptzf.cgi	1.12	
PanTiltMaxVelocity	"24"	ptzf	-	1.00	
ZoomMaxVelocity	"8"	ptzf	-	1.00	
PanMovementRange	"<min position>,<max position>"	ptzf	-	1.00	Return the range of panning.
TiltMovementRange	"<min position>,<max position>"	ptzf	-	1.00	Return the range of tilting.
ZoomMovementRange	"<wide end>,<optical tele end>,<digital tele end>"	ptzf	-	1.00	Return the range of zooming.
PanPanoramaRange	"<min position>,<max position>"	ptzf	ptzf.cgi	1.00	
TiltPanoramaRange	"<min position>,<max position>"	ptzf	ptzf.cgi	1.00	
VisiblePanRange	"<min pos>,<max pos>"	ptzf	-	1.10	An indication range is returned.

CGI Command Manual

VisibleTiltRange	"<min pos>,<max pos>"	ptzf	-	1.10	An indication range is returned.
ContinuousPanTiltZoom	"<pan speed>,<tilt speed>,<zoom speed>,<codec>"	-	ptzf.cgi	1.12	pan speed: "-100" to "100" tilt speed: "-100" to "100" zoom speed: "-100" to "100"
PtzfMode	"normal"/"step"	camera	camera.cgi	1.00	
RelPanTilt	"1"to"10"	camera	camera.cgi	1.00	
RelZoom	"1"to"10"	camera	camera.cgi	1.00	
AutoFlip	"off"/"0"/"250"/"500"/"750"	camera	camera.cgi	1.00	It is the setup of the time of AutoFlip (msec). SNT-EX101/101E/104/154 is always "off".
AutoFlipMode	"mechaflip"/"eflip"	camera	-	1.00	Return the kind of AutoFlip.
EflipFunc	"0"/"1"	camera	-	1.00	
Eflip	"on"/"off"	camera	camera.cgi	1.12	
SolidPTZ SolidPTZ1 SolidPTZ2	"on"/"off"	camera	camera.cgi	1.12	The solid PTZ function is turned on and off.
SolidPTZMode	"quality"/"rate"	camera	camera.cgi	1.12	This sets up SolidPTZ priority.
SolidPTZTiltDirection	"up"/"down"	camera	camera.cgi	1.3	It is the direction of the coordinate of AbsolutePanTilt. "up" : It is the same as Rapid Dome Camera. "down" : It is the same even as the firmware V1.2.
AnalogCamPanSpeed	"<speed>"	ptzf	ptzf.cgi	1.2	speed: "0"~"100"
AnalogCamTiltSpeed	"<speed>"	ptzf	ptzf.cgi	1.2	speed: "0"~"100"
AnalogCamZoomSpeed	"<speed>"	ptzf	ptzf.cgi	1.2	speed: "0"~"8"
AnalogCamFocusSpeed	"<speed>"	ptzf	ptzf.cgi	1.2	speed: "0"~"8"
SerialDirect	"<Serial-DirectData>"	-	ptzf.cgi	1.2	The contents of <Serial-DirectData> are transferred to the analog camera.

- The command which can't be used in each model is shown in the following table.

Model name	Unsupported command (Pan/Tilt/Zoom)
SNC-CH110	AnalogCamFocusSpeed, AnalogCamPanSpeed, AnalogCamTiltSpeed, AnalogCamZoomSpeed, AutoFlip, AutoFlipMode, HorizontalTiltLimit, LimitPanTilt, SerialDirect
SNC-CH120	AnalogCamFocusSpeed, AnalogCamPanSpeed, AnalogCamTiltSpeed, AnalogCamZoomSpeed, AutoFlip, AutoFlipMode, Eflip, HorizontalTiltLimit, LimitPanTilt, SerialDirect, SolidPTZMode
SNC-CH140	AbsolutePTZFImage1, AbsolutePTZFImage2, AbsolutePanTiltImage1, AbsolutePanTiltImage2, AnalogCamFocusSpeed, AnalogCamPanSpeed, AnalogCamTiltSpeed, AnalogCamZoomSpeed, AutoFlip, AutoFlipMode, Eflip, EflipFunc, HorizontalTiltLimit, LimitPanTilt, SerialDirect, SolidPTZ1, SolidPTZ2, SolidPTZMode
SNC-CH160	AnalogCamFocusSpeed, AnalogCamPanSpeed, AnalogCamTiltSpeed, AnalogCamZoomSpeed, AutoFlip, AutoFlipMode, Eflip, HorizontalTiltLimit, LimitPanTilt, SerialDirect, SolidPTZMode
SNC-CH180	AbsolutePTZFImage1, AbsolutePTZFImage2, AbsolutePanTiltImage1, AbsolutePanTiltImage2, AnalogCamFocusSpeed, AnalogCamPanSpeed, AnalogCamTiltSpeed, AnalogCamZoomSpeed, AutoFlip, AutoFlipMode, Eflip, EflipFunc, HorizontalTiltLimit, LimitPanTilt, SerialDirect, SolidPTZ1, SolidPTZ2, SolidPTZMode
SNC-CH210	AnalogCamFocusSpeed, AnalogCamPanSpeed, AnalogCamTiltSpeed, AnalogCamZoomSpeed, AutoFlip, AutoFlipMode, HorizontalTiltLimit, LimitPanTilt, SerialDirect
SNC-CH220	AnalogCamFocusSpeed, AnalogCamPanSpeed, AnalogCamTiltSpeed, AnalogCamZoomSpeed, AutoFlip, AutoFlipMode, Eflip, HorizontalTiltLimit, LimitPanTilt, SerialDirect
SNC-CH240	AbsolutePTZFImage1, AbsolutePTZFImage2, AbsolutePanTiltImage1, AbsolutePanTiltImage2, AnalogCamFocusSpeed, AnalogCamPanSpeed, AnalogCamTiltSpeed, AnalogCamZoomSpeed, AutoFlip, AutoFlipMode, Eflip, EflipFunc, HorizontalTiltLimit, LimitPanTilt, SerialDirect, SolidPTZ1, SolidPTZ2, SolidPTZMode
SNC-CH260	AnalogCamFocusSpeed, AnalogCamPanSpeed, AnalogCamTiltSpeed, AnalogCamZoomSpeed, AutoFlip, AutoFlipMode, Eflip, HorizontalTiltLimit, LimitPanTilt, SerialDirect
SNC-CH280	AbsolutePTZFImage1, AbsolutePTZFImage2, AbsolutePanTiltImage1, AbsolutePanTiltImage2, AnalogCamFocusSpeed, AnalogCamPanSpeed, AnalogCamTiltSpeed, AnalogCamZoomSpeed, AutoFlip, AutoFlipMode, Eflip, EflipFunc, HorizontalTiltLimit, LimitPanTilt, SerialDirect, SolidPTZ1, SolidPTZ2, SolidPTZMode

CGI Command Manual

SNC-DH110/110T	AnalogCamFocusSpeed, AnalogCamPanSpeed, AnalogCamTiltSpeed, AnalogCamZoomSpeed, AutoFlip, AutoFlipMode, HorizontalTiltLimit, LimitPanTilt, SerialDirect
SNC-DH120	AnalogCamFocusSpeed, AnalogCamPanSpeed, AnalogCamTiltSpeed, AnalogCamZoomSpeed, AutoFlip, AutoFlipMode, Eflip, HorizontalTiltLimit, LimitPanTilt, SerialDirect, SolidPTZMode
SNC-DH120T	AnalogCamFocusSpeed, AnalogCamPanSpeed, AnalogCamTiltSpeed, AnalogCamZoomSpeed, AutoFlip, AutoFlipMode, Eflip, HorizontalTiltLimit, LimitPanTilt, SerialDirect, SolidPTZMode
SNC-DH140/140T	AbsolutePTZFImage1, AbsolutePTZFImage2, AbsolutePanTiltImage1, AbsolutePanTiltImage2, AnalogCamFocusSpeed, AnalogCamPanSpeed, AnalogCamTiltSpeed, AnalogCamZoomSpeed, AutoFlip, AutoFlipMode, Eflip, EflipFunc, HorizontalTiltLimit, LimitPanTilt, SerialDirect, SolidPTZ1, SolidPTZ2, SolidPTZMode
SNC-DH160	AnalogCamFocusSpeed, AnalogCamPanSpeed, AnalogCamTiltSpeed, AnalogCamZoomSpeed, AutoFlip, AutoFlipMode, Eflip, HorizontalTiltLimit, LimitPanTilt, SerialDirect, SolidPTZMode
SNC-DH180	AbsolutePTZFImage1, AbsolutePTZFImage2, AbsolutePanTiltImage1, AbsolutePanTiltImage2, AnalogCamFocusSpeed, AnalogCamPanSpeed, AnalogCamTiltSpeed, AnalogCamZoomSpeed, AutoFlip, AutoFlipMode, Eflip, EflipFunc, HorizontalTiltLimit, LimitPanTilt, SerialDirect, SolidPTZ1, SolidPTZ2, SolidPTZMode
SNC-DH210/210T	AnalogCamFocusSpeed, AnalogCamPanSpeed, AnalogCamTiltSpeed, AnalogCamZoomSpeed, AutoFlip, AutoFlipMode, HorizontalTiltLimit, LimitPanTilt, SerialDirect
SNC-DH220	AnalogCamFocusSpeed, AnalogCamPanSpeed, AnalogCamTiltSpeed, AnalogCamZoomSpeed, AutoFlip, AutoFlipMode, Eflip, HorizontalTiltLimit, LimitPanTilt, SerialDirect
SNC-DH220T	AnalogCamFocusSpeed, AnalogCamPanSpeed, AnalogCamTiltSpeed, AnalogCamZoomSpeed, AutoFlip, AutoFlipMode, Eflip, HorizontalTiltLimit, LimitPanTilt, SerialDirect
SNC-DH240/240T	AbsolutePTZFImage1, AbsolutePTZFImage2, AbsolutePanTiltImage1, AbsolutePanTiltImage2, AnalogCamFocusSpeed, AnalogCamPanSpeed, AnalogCamTiltSpeed, AnalogCamZoomSpeed, AutoFlip, AutoFlipMode, Eflip, EflipFunc, HorizontalTiltLimit, LimitPanTilt, SerialDirect, SolidPTZ1, SolidPTZ2, SolidPTZMode
SNC-DH260	AnalogCamFocusSpeed, AnalogCamPanSpeed, AnalogCamTiltSpeed, AnalogCamZoomSpeed, AutoFlip, AutoFlipMode, Eflip, HorizontalTiltLimit, LimitPanTilt, SerialDirect
SNC-DH280	AbsolutePTZFImage1, AbsolutePTZFImage2, AbsolutePanTiltImage1, AbsolutePanTiltImage2, AnalogCamFocusSpeed, AnalogCamPanSpeed,

CGI Command Manual

	AnalogCamTiltSpeed, AnalogCamZoomSpeed, AutoFlip, AutoFlipMode, Eflip, EflipFunc, HorizontalTiltLimit, LimitPanTilt, SerialDirect, SolidPTZ1, SolidPTZ2, SolidPTZMode
SNC-RH124/164	AbsolutePTZFImage1, AbsolutePTZFImage2, AbsolutePanTiltImage1, AbsolutePanTiltImage2, AnalogCamFocusSpeed, AnalogCamPanSpeed, AnalogCamTiltSpeed, AnalogCamZoomSpeed, SerialDirect, SolidPTZ, SolidPTZ1, SolidPTZ2, SolidPTZMode, SolidPTZTiltDirection, VisiblePanRange, VisibleTiltRange
SNC-RS44/46/84/86	AbsolutePTZFImage1, AbsolutePTZFImage2, AbsolutePanTiltImage1, AbsolutePanTiltImage2, AnalogCamFocusSpeed, AnalogCamPanSpeed, AnalogCamTiltSpeed, AnalogCamZoomSpeed, SerialDirect, SolidPTZ, SolidPTZ1, SolidPTZ2, SolidPTZMode, SolidPTZTiltDirection, VisiblePanRange, VisibleTiltRange
SNT-EP104	AbsolutePTZF, AbsolutePTZFImage1, AbsolutePTZFImage2, AbsolutePanTilt, AbsolutePanTiltImage1, AbsolutePanTiltImage2, AbsoluteZoom, AnalogCamFocusSpeed, AnalogCamPanSpeed, AnalogCamTiltSpeed, AnalogCamZoomSpeed, AreaZoom, AutoFlip, AutoFlipMode, Cancel, ContinuousPanTiltZoom, HorizontalTiltLimit, LimitPanTilt, Move, PanMovementRange, PanPanoramaRange, PanTiltMaxVelocity, PtzfMode, RelPanTilt, RelZoom, Relative, RelativePanTilt, RelativeZoom, SerialDirect, SolidPTZ, SolidPTZ1, SolidPTZ2, SolidPTZMode, SolidPTZTiltDirection, TiltMovementRange, TiltPanoramaRange, VisiblePanRange, VisibleTiltRange, ZoomMaxVelocity, ZoomMovementRange
SNT-EP154	AbsolutePTZF, AbsolutePTZFImage1, AbsolutePTZFImage2, AbsolutePanTilt, AbsolutePanTiltImage1, AbsolutePanTiltImage2, AbsoluteZoom, AnalogCamFocusSpeed, AnalogCamPanSpeed, AnalogCamTiltSpeed, AnalogCamZoomSpeed, AreaZoom, AutoFlip, AutoFlipMode, Cancel, ContinuousPanTiltZoom, HorizontalTiltLimit, LimitPanTilt, Move, PanMovementRange, PanPanoramaRange, PanTiltMaxVelocity, PtzfMode, RelPanTilt, RelZoom, Relative, RelativePanTilt, RelativeZoom, SerialDirect, SolidPTZ, SolidPTZ1, SolidPTZ2, SolidPTZMode, SolidPTZTiltDirection, TiltMovementRange, TiltPanoramaRange, VisiblePanRange, VisibleTiltRange, ZoomMaxVelocity, ZoomMovementRange
SNT-EX101/101E	AbsolutePTZF, AbsolutePTZFImage1, AbsolutePTZFImage2, AbsolutePanTilt, AbsolutePanTiltImage1, AbsolutePanTiltImage2, AbsoluteZoom, AreaZoom, AutoFlipMode, ContinuousPanTiltZoom, HorizontalTiltLimit, LimitPanTilt, PtzfMode, RelPanTilt, RelZoom, Relative, RelativePanTilt, RelativeZoom, SolidPTZ, SolidPTZ1, SolidPTZ2, SolidPTZMode, SolidPTZTiltDirection, VisiblePanRange, VisibleTiltRange
SNT-EX104	AbsolutePTZF, AbsolutePTZFImage1, AbsolutePTZFImage2, AbsolutePanTilt, AbsolutePanTiltImage1, AbsolutePanTiltImage2, AbsoluteZoom, AreaZoom, AutoFlipMode, ContinuousPanTiltZoom, HorizontalTiltLimit, LimitPanTilt, PtzfMode, RelPanTilt, RelZoom, Relative, RelativePanTilt, RelativeZoom, SolidPTZ, SolidPTZ1, SolidPTZ2, SolidPTZMode, SolidPTZTiltDirection, VisiblePanRange, VisibleTiltRange
SNT-EX154	AbsolutePTZF, AbsolutePTZFImage1, AbsolutePTZFImage2, AbsolutePanTilt, AbsolutePanTiltImage1, AbsolutePanTiltImage2, AbsoluteZoom, AreaZoom, AutoFlipMode, ContinuousPanTiltZoom, HorizontalTiltLimit, LimitPanTilt, PtzfMode, RelPanTilt, RelZoom, Relative, RelativePanTilt,

RelativeZoom, SolidPTZ, SolidPTZ1, SolidPTZ2, SolidPTZMode, SolidPTZTiltDirection, VisiblePanRange, VisibleTiltRange
--

● When a connected analog camera supports it, SNT-EX101/101E/104/154 can use the following CGI command.

◆ Move, Cancel, PanTiltMaxVelocity, ZoomMaxVelocity, AutoFlip

11.5 Focus/Zoom

Parameter	Value	InqParm	SetCGI	Ver	Note
FzMove	"<zoom>,<speed>"	-	focuszoom.cgi	1.00	The movement of a zoom of the lens is started. <zoom>:"tele"/"wide"
FzMove	"<focus>,<speed>"	-	focuszoom.cgi	1.00	The adjustment of the focus of the lens is started. <focus>:"far"/"near"
FzMove	"onpushaf,<speed>"	-	focuszoom.cgi	1.00	One push auto focus is begun.
FzMove	"stop,<mode>"	-	focuszoom.cgi	1.00	A zoom or focus adjustment is stopped. <mode>:"zoom"/"focus" "zoom" : A zoom movement is stopped. A focus stops when a focus follows a zoom, too. "focus" : Focus adjustment is stopped. It doesn't stop when a focus follows a zoom. It is effective only in the movement by FzMove. A movement by the FzAbsolute/FzRelative command doesn't stop.
FzInitialize	"on"	-	focuszoom.cgi	1.00	A zoom and a focus are made condition in the factory default.
FzAbsoluteZoom	"<zoom>"	focuszoom	focuszoom.cgi	1.00	It has a zoom in the position absolutely. A focus doesn't follow it. <zoom>: 0 - 1599 (Integer)
FzAbsoluteFocus	"<focus>"	focuszoom	focuszoom.cgi	1.00	It is adjusted to the position to specify a focus. <focus>: •SNC-CH140/220/240/260/280: 0 – 899 (Integer)

CGI Command Manual

					<p>•SNC-CH180, CNC-DH140/140T/180/220/220T/240/240T/260/280: 0 – 2399 (Integer)</p>
FzAbsoluteZF	"<zoom>,<focus>"	-	focuszoom.cgi	1.00	<p>A zoom and a focus are adjusted to the absolute value at the same time.</p> <p><zoom>: SNC-CH140/220/240/260/280: Value is ignored. SNC-CH180, SNC-DH140/140T/180//220/220T240/240T/260/280: 0 – 1599 (Integer)</p> <p><focus>: SNC-CH140/220/240/260/280: 0 – 899 (Integer) SNC-CH180, SNC-DH140/140T/180/220/220T/240/240T/260/280: 0 – 2399 (Integer)</p>
FzRelativeZoom	"<zoom>"	-	focuszoom.cgi	1.00	<p>Relativity moves a zoom. A focus doesn't follow it.</p> <p><zoom>: -1599 - 1599 (Integer)</p>
FzRelativeFocus	"<focus>"	-	focuszoom.cgi	1.00	<p>Relativity is moved through the focus.</p> <p><focus>: SNC-CH140/220/240/260/280: -899 – 899 (Integer) SNC-CH180, SNC-DH140/140T/180/220/220T/240/240T/260/280: -2399 – 2399 (Integer)</p>
FzRelativeZF	"<zoom>,<focus>"	-	focuszoom.cgi	1.00	<p>A zoom and a focus are adjusted to the relative value at the same time.</p> <p><zoom>: -1599~1599 (Integer)</p>
FzZoomMovementRange	"<wide end>,<tele end>"	focuszoom	-	1.00	<p>The range of a zoom is returned. "0","1599"</p>
FzFocusMovementRange	"<far end>,<near end>"	focuszoom	-	1.00	<p>The range of the focus is returned.</p> <p>SNC-CH140/220/240/260/280: "0","899" SNC-CH180, SNC-DH140/140T/180/220/220T/240/240T/260/280: "0","2399"</p>

●The command which can't be used in each model is shown in the following table.

Model name	Unsupported command (Focus/Zoom)
SNC-CH120	FzAbsoluteZoom, FzMove, FzRelativeZF, FzRelativeZoom, FzZoomMovementRange
SNC-CH140	FzAbsoluteZoom, FzMove, FzRelativeZF, FzRelativeZoom, FzZoomMovementRange
SNC-CH220	FzAbsoluteZoom, FzMove, FzRelativeZF, FzRelativeZoom, FzZoomMovementRange
SNC-CH240	FzAbsoluteZoom, FzMove, FzRelativeZF, FzRelativeZoom, FzZoomMovementRange

- The Focus/Zoom CGI commands cannot be used with the following models.
 - ◆ SNC-CH110/210
 - ◆ SNC-DH110/110T/210/210T
 - ◆ SNC-RH124/164
 - ◆ SNC-RS44/46/84/86
 - ◆ SNT-EP104/154
 - ◆ SNT-EX101/101E/104/154

11.6 Camera

Parameter	Value	InqParm	SetCGI	Ver	Note
AudioIn	"on"/"off"	camera	camera.cgi	1.00	Enable or disable the audio input.
AudioInVolume	"-10"to"10"	camera	camera.cgi	1.00	Change the volume of the audio input.
AudioOut	"on"/"off"	camera	camera.cgi	1.00	Enable or disable the audio output.
AudioOutVolume	"-10"to"10"	camera	camera.cgi	1.00	Change the volume of the audio output.
MicLineSelect	"mic" / "line"	camera	camera.cgi	1.00	Select the audio input path.
AudInCodec	"g711_64"/"g726_40"/"g726_32"/"g726_24"/"g726_16"	camera	camera.cgi	1.00	Select the audio codec for audio input (encoder).
EchoSuppressor	"on"/"off"	camera	camera.cgi	1.00	Enable or disable the echo suppressor function.
AudioNoiseReduction	"on"/"off"	camera	camera.cgi	1.00	Enable or disable the audio noise reduction.

CGI Command Manual

DynamicRangeCompressor	"on"/"off"	camera	camera.cgi	1.10	A dynamic range compression function is set up.
ImageCodec	"jpeg"/"mpeg4"/"h264" "mpeg4-jpeg"/"jpeg-mpeg4" "h264-jpeg"/"jpeg-h264"	camera	camera.cgi	1.00	Select the video codec. When two are set up at the same time, the first Codec is set up in ImageCodec1, and the second is set up in ImageCodec2.
ImageCodec<codec>	"jpeg"/"mpeg4"/"h264"/"off"	camera	camera.cgi	1.00	Select the video codec. ImageCodec1 does not support "off".
AlmBufCodec	"jpeg"/"mpeg4"/"h264"	camera	-	1.00	
M4ImageSize	"<horizontal pixel>,<mode>"	camera	camera.cgi	1.00	Image size of MPEG-4 streaming. <horizontal pixel>: Refer to the note of the bottom for the image size which can be set up. <mode>: "0"-2" (This value is ignored.)
JpImageSize	"<horizontal pixel>"	camera	camera.cgi	1.00	Image size of Motion JPEG streaming. Refer to the note of the bottom for the image size which can be set up.
ImageSize<codec>	"<horizontal pixel>,<vertical pixel>"	camera	camera.cgi	1.00	Image size of Streaming. Refer to the note of the bottom for the image size which can be set up.
AreaSet	"<upper left X>,<upper left Y>,<lower right X>,<lower right Y>"	camera	camera.cgi	1.00	The range of Cropping is set up. Refer to Appendix.
AreaSelect	"on"/"off"	camera	camera.cgi	1.00	AreaSelect is made effective.
M4AreaSelect	"on"/"off"	camera	-	1.00	This parameter does not effect into this camera.
JpAreaSelect	"on"/"off"	camera	camera.cgi	1.00	To turn the cropping on JPEG on or off.
Multicast	"on"/"off"	camera	camera.cgi	1.00	Turn multicast streaming on or off.
McAddress	"<ip addr>"	camera	camera.cgi	1.00	Set multicast address.
McVideoPort	"1024"to"65534"	camera	camera.cgi	1.00	Set the port number to use with multicast streaming of ImageCodec1.
McVideoPort<codec>	"1024"to"65534"	camera	camera.cgi	1.00	Set the port number to use with multicast streaming.
McAudioPort	"1024"to"65534"	camera	camera.cgi	1.00	Set the port number from which Audio sends in multicast streaming.

CGI Command Manual

McTtl	"1"to"255"	camera	camera.cgi	1.00	Set TTL value on the multicast packet.
UcVideoPort	"1024"to"65534"	camera	camera.cgi	1.00	Set the port number from which MPEG-4 or H.264 sends in unicast streaming.
UcVideoPort<codec>	"1024"to"65534"	camera	camera.cgi	1.00	Set the port number from which Image codec sends in unicast streaming.
UcAudioPort	"1024"to"65534"	camera	camera.cgi	1.00	Set the port number from which Audio sends in unicast streaming.
RTSPMcAddress	"<ip addr>"	camera	camera.cgi	1.26	Set multicast address of RTSP.
RTSPMcVideoPort<codec>	"1024"to"65534"	camera	camera.cgi	1.26	Set the port number from which Image codec sends in multicast streaming of RTSP.
RTSPMcAudioPort	"1024"to"65534"	camera	camera.cgi	1.26	Set the port number from which Audio sends in multicast streaming of RTSP. SNT-EX154 can be used only with CH1.
RTSPUcVideoPort<codec>	"1024"to"65534"	camera	camera.cgi	1.26	Set the port number from which Image codec sends in unicast streaming of RTSP.
RTSPUcAudioPort	"1024"to"65534"	camera	camera.cgi	1.26	Set the port number from which Audio sends in unicast streaming of RTSP. SNT-EX154 can be used only with CH1.
McVideoAutomode<codec>	"on"/"off"	camera	camera.cgi	1.26	Set the automatic multicast streaming of the video. Default value is off.
McAudioAutomode	"on"/"off"	camera	camera.cgi	1.26	Set the automatic multicast streaming of the Audio. Default value is invalid. SNT-EX154 can be used only with CH1.
RTSPPort	"554"/"1024"to"65535"	camera	camera.cgi	1.00	It uses by the RTSP transmission. A port number is set up. Default is 554. A RTSP server restarts when a setup is changed.
RTSPTimeout	"0" to "600"	camera	camera.cgi	1.04	It uses by the RTSP transmission. This value is used for RTSP session Keep Alive. Default is 0. When set to 0, RTSP session will not be disconnected even if it does not receive the Keep Alive commands.
RTPMJPEGEtnHeader	"on"/"off"	camera	camera.cgi	1.00	The matter whether JPEG over RTP and RTP Extension Header are developed is set up. Initial value is "off". When this command is taken, a

CGI Command Manual

					camera restarts a RTSP server.
M4FrameRate	"<framerate>"	camera	camera.cgi	1.00	Set frame rate of MPEG-4 Frame Rate (fps) 0(fastest), 1, 2, 3, 4, 5, 6, 8, 10, 15, 20, 25, 30 Setting Command and Inquiry Command are invalid when "mpeg4" isn't specified in ImageCodec.
M4BitRate	"64" to "2048"	camera	camera.cgi	1.00	Set bitrates (kbps) of MPEG-4. (from 64 to 2048) Setting Command and Inquiry Command are invalid when "mpeg4" isn't specified in ImageCodec.
M4IFrameInterval	"1"to"5"	camera	camera.cgi	1.00	Set I-Frame interval in second. 0: I-Frame interval is specified by the M4IFrameRatio parameter. Setting Command and Inquiry Command are invalid when "mpeg4" isn't specified in ImageCodec.
M4AutoRateCtrl	"on"/"off"	camera	camera.cgi	1.00	Enable or disable the adaptive rate control for MPEG-4. Setting Command and Inquiry Command are invalid when "mpeg4" isn't specified in ImageCodec.
M4InsertIFrame	"on"	-	camera.cgi	1.00	This parameter does not effect into this camera. Setting Command are invalid when "mpeg4" isn't specified in ImageCodec.
JpFrameRate	"<framerate>"	camera	camera.cgi	1.00	Set frame rate of JPEG (fps) 0(fastest), 1, 2, 3, 4, 5, 6, 8, 10, 15, 20, 25, 30 Setting Command and Inquiry Command are invalid when "jpeg" isn't specified in ImageCodec.
JpQuality	"0"to"10"	camera	camera.cgi	1.00	"1" is lowest quality and "10" is highest quality. "0" activates "JpTargetRatio" Setting Command and Inquiry Command are invalid when "jpeg" isn't specified in ImageCodec.

CGI Command Manual

JpTargetRatio	"5"to"60"	camera	camera.cgi	1.00	Compression ratio is set with 1/"n". Setting Command invalid when "jpeg" isn't specified in ImageCodec.
JpBandwidth	"0.0"/"0.5"to"15.0"	camera	camera.cgi	1.00	Band limitation for JPEG streaming. Setting Command and Inquiry Command are invalid when "jpeg" isn't specified in ImageCodec.
FrameRate<codec>	"1"/"2"/"3"/"4"/"5"/"6"/"8"/"10"/"12"/ "15"/"16"/"20"/"25"/"30"	camera	camera.cgi	1.12	The frame rate which can be set up by the model is different. Refer to Appendix.
BitRate<codec>	"64"/"128"/"256"/"384"/"512"/ "768"/"1024"/"1536"/"2048"/"3072"/ "4096"/"5120"/"6144"/"7168"/"8192"	camera	camera.cgi	1.00	
IFrameInterval<codec>	"0"to"5"	camera	camera.cgi	1.00	
IFrameRatio<codec>	"1"to"150"	camera	camera.cgi	1.00	This setup is effective when the value of IFrameInterval<codec> is "0".
AutoRateCtrl<codec>	"on"/"off"	camera	camera.cgi	1.00	
InsertIFrame<codec>	"on"	-	camera.cgi	1.00	
Quality<codec>	"0"to"10"	camera	camera.cgi	1.00	
TargetRatio<codec>	"5"to"60"	camera	camera.cgi	1.00	
BandWidth<codec>	"0.0"to"15.0"	camera	camera.cgi	1.00	Limitation of the bandwidth of streaming.
ImageMaxSize	<Horizontal>,<Vertical>	camera	-	1.00	Refer to Appendix.
VidCapSize	"<Horizontal>,<Vertical>"	camera	camera.cgi	1.00	Maximum image size or Aspect ratio is changed. When this value is changed, a camera restarts, and some of the setups are returned for a setup of factory default. Refer to Appendix.
JpMode	"00000000" to "FFFFFFFF"	camera	-	1.00	
M4Mode	"00000000" to "FFFFFFFF"	camera	-	1.00	
RtpExpire	"1000"to"86400000"	camera	camera.cgi	1.00	It is the set up of the time-out time of RTP. See chapter "2.1 Acquiring MPEG-4 or H.264 bit stream".

CGI Command Manual

Color	"color"/"black"	camera	camera.cgi	1.00	Select color video or monochrome video.
ZoomMode	"full"/"optical"	camera	camera.cgi	1.00	Zoom range configuration. full: optical and digital zoom area optical: optical zoom area only
FocusMode	"auto"/"manual"	camera	camera.cgi	1.00	Focus function configuration.
VideoStd	"ntsc"/"pal"	camera	camera.cgi	1.00	A setup and inquiry can be done in SNC-RH124/164. This command changes NTSC/PAL of the analog output. When this setup is changed, a shutter speed and a frame rate sometimes change. Only inquiry is possible in the model except for SNC-RH124/164.
LineLock	"on"/"off"	camera	camera.cgi	1.00	Enable or disable of Line lock function.
LineLockVPhase	"0" to "XXX"	camera	camera.cgi	1.00	Phase of Line lock function. NTSC: 0 - 524 PAL: 0 - 624
WBMode	"auto"/"indoor"/"outdoor"/"atw"/"atw pro"/"fluorescent"/"mercurylamp"/"sodiumlamp"/"metahalide"/"whiteled"/"onepushwb"/"manual"	camera	camera.cgi	1.00	Select white balance mode. Refer to Appendix.
OnePushTrg	"trgon"	-	camera.cgi	1.00	This parameter affects the camera when WBMode is set to "onpushwb".
RGain	"00" to "FF"	camera	camera.cgi	1.00	This parameter affects the camera when WBMode is set to "manual".
BGain	"00" to "FF"	camera	camera.cgi	1.00	This command affects the camera when WBMode is set to "manual".
HighResoRGain	"000" to "fff"	camera	camera.cgi	1.00	This parameter affects the camera when WBMode is set to "manual".
HighResoBGain	"000" to "fff"	camera	camera.cgi	1.00	This command affects the camera when WBMode is set to "manual".
ExpMode	SNC-RH124/164, SNC-RS44/46/84/86:	camera	camera.cgi	1.00	

CGI Command Manual

	"full"/"shutter"/"iris"/"manual" SNC-CH140/180/220/240260/280 SNC-DH140/140T/180/220/220T/2 40/240T/260/280: "autoirislens"/"manualirislens"				
BLComp	"on"/"off"	camera	camera.cgi	1.00	It is the setup of the backlight compensation.
DynaView	"on"/"off"	camera	camera.cgi	1.00	
ViewDR	"on"/"off"	camera	camera.cgi	1.00	The View-DR (Visibility enhanced wide Dynamic Range) function becomes effective.
VisibilityEnhancer	"high"/"mid"/"low"/"off"	camera	camera.cgi	1.00	
XDNR	"high"/"mid"/"low"/"off"	camera	camera.cgi	1.00	
VideoNoiseReduction	"on"/"off"	camera	camera.cgi	1.12	The noise of the image is decreased.
AutoShutter	"on"/"off"	camera	camera.cgi	1.00	Shutter speed is controlled automatically.
Shutter	"0" to "21"	camera	camera.cgi	1.00	Set shutter speed. This is effective when ExpMode is shutter or manual. The value which can be established varies according to the model. Refer to Appendix.
AutoSlowShutter	"on"/"off"	camera	camera.cgi	1.00	Turn on or off auto slow shutter.
AutoSlowShutterMinSpeed	"0" to "6"	camera	camera.cgi	1.00	Refer to Appendix.
AutoShutterMaxSpeed	"0" to "21"	camera	camera.cgi	1.30	The upper limit of the shutter speed is set up. The value which can be established is the same as Shutter.
AutoShutterMinSpeed	"0" to "21"	camera	camera.cgi	1.30	The lower limit of the shutter speed is set up. The value which can be established is the same as Shutter.
Iris	"0" to "17"	camera	camera.cgi	1.00	Set Iris. This is effective when ExpMode is iris or manual.
Irismove	"open"/"close"/"stop"	-	camera.cgi	1.00	The state of Iris is controlled.
Agc	"on"/"off"	camera	camera.cgi	1.00	Gain is controlled automatically.

CGI Command Manual

AgcMaxGain	"0" to "7", "15"	camera	-	1.00	It is fixed value by the model. Refer to Appendix.
Gain	"0" to "15"	camera	camera.cgi	1.00	Adjust gain. This is effective when ExpMode is manual.
ExpCompMode	"on"/"off"	camera	camera.cgi	1.00	
ExpComp	"0" to "14"	camera	camera.cgi	1.00	Adjust exposure.
Gamma	"1.0"/"2.2" SNC-CH110/210,SNC-DH110/110T /210/210T: "0" to "6"	camera	camera.cgi	1.12	
Brightness	"0" to "10"	camera	camera.cgi	1.00	Adjust brightness.
Saturation	"0" to "6"	camera	camera.cgi	1.00	Adjust saturation.
Sharpness	"0" to "6"	camera	camera.cgi	1.00	Adjust sharpness.
Contrast	"0" to "6"	camera	camera.cgi	1.00	Adjust contrast.
IrisMode	"auto"/"manual"	camera	camera.cgi	1.00	This command select IRIS control mode. It is effective only when a connected analog camera copes with it.
VideoInStatus	"1"/"0"	camera	camera.cgi	1.10	It is "1" when there is video signal input.
VideoPTRefreshTrg	"on"	-	camera.cgi	1.2	The drive of the image is refreshed.
VideoPTRefresh	"on"/"off"	camera	camera.cgi	1.2	The refresh function is set up.
VideoPTRefreshInterval	<hhmmss>	camera	camera.cgi	1.2	An executive interval is set up.
VideoPTRefreshPeriod	"always"/"schedule"	camera	camera.cgi	1.2	
VideoPTRefreshSchedule	<schedule>	camera	camera.cgi	1.2	An executive schedule is set up.
AspectRatioConversion	"squeeze"/"letterbox"	camera	camera.cgi	1.3	It is the way that an aspect ratio conversions.
EffectiveArea<n>	<upper left X>,<upper left Y>,<lower right X>,<lower right Y>	camera	-	1.3	It is the coordinate of the effective area of the image. An origin is the upper left.

- The command which can't be used in each model is shown in the following table.

Model name	Unsupported command (Camera)
SNC-CH110	AlmBufCodec, AspectRatioConversion, AudInCodec, AudiIn, AudiInVolume, AudioNoiseReduction, AudioOut, AudioOutVolume,

	AutoShutterMaxSpeed, AutoShutterMinSpeed, Color, DynaView, DynamicRangeCompressor, EchoSuppressor, EffectiveArea<n>, ExpCompMode, ExpMode, FocusMode, Gain, Iris, IrisMode, Irismove, LineLock, LineLockVPhase, McAudioAutomode, McAudioPort, MicLineSelect, RTSPMcAudioPort, RTSPUcAudioPort, UcAudioPort, VideoInStatus, VideoPTRefresh, VideoPTRefreshInterval, VideoPTRefreshPeriod, VideoPTRefreshSchedule, VideoPTRefreshTrg, ViewDR, VisibilityEnhancer, XDNR, ZoomMode
SNC-CH120	AlmBufCodec, AudInCodec, AudiIn, AudiInVolume, AudioNoiseReduction, AudioOut, AudioOutVolume, DynaView, DynamicRangeCompressor, EchoSuppressor, ExpCompMode, FocusMode, Gain, Iris, IrisMode, Irismove, LineLock, LineLockVPhase, McAudioAutomode, McAudioPort, MicLineSelect, RTSPMcAudioPort, RTSPUcAudioPort, UcAudioPort, VideoInStatus, VideoPTRefresh, VideoPTRefreshInterval, VideoPTRefreshPeriod, VideoPTRefreshSchedule, VideoPTRefreshTrg, ViewDR, VisibilityEnhancer, XDNR, ZoomMode
SNC-CH140	BLComp, DynaView, ExpCompMode, FocusMode, Gain, Gamma, Iris, IrisMode, Irismove, LineLock, LineLockVPhase, VideoNoiseReduction, VideoPTRefresh, VideoPTRefreshInterval, VideoPTRefreshPeriod, VideoPTRefreshSchedule, VideoPTRefreshTrg, ZoomMode
SNC-CH160	AlmBufCodec, AudInCodec, AudiIn, AudiInVolume, AudioNoiseReduction, AudioOut, AudioOutVolume, DynaView, DynamicRangeCompressor, EchoSuppressor, ExpCompMode, FocusMode, Gain, Iris, IrisMode, Irismove, LineLock, LineLockVPhase, McAudioAutomode, McAudioPort, MicLineSelect, RTSPMcAudioPort, RTSPUcAudioPort, UcAudioPort, VideoInStatus, VideoPTRefresh, VideoPTRefreshInterval, VideoPTRefreshPeriod, VideoPTRefreshSchedule, VideoPTRefreshTrg, ViewDR, VisibilityEnhancer, XDNR, ZoomMode
SNC-CH180	BLComp, DynaView, ExpCompMode, FocusMode, Gain, Gamma, Iris, IrisMode, Irismove, LineLock, LineLockVPhase, VideoNoiseReduction, VideoPTRefresh, VideoPTRefreshInterval, VideoPTRefreshPeriod, VideoPTRefreshSchedule, VideoPTRefreshTrg, ZoomMode
SNC-CH210	AlmBufCodec, AspectRatioConversion, AudInCodec, AudiIn, AudiInVolume, AudioNoiseReduction, AudioOut, AudioOutVolume, AutoShutterMaxSpeed, AutoShutterMinSpeed, Color, DynaView, DynamicRangeCompressor, EchoSuppressor, ExpCompMode, EffectiveArea<n>, ExpMode, FocusMode, Gain, Iris, IrisMode, Irismove, LineLock, LineLockVPhase, McAudioAutomode, McAudioPort, MicLineSelect, RTSPMcAudioPort, RTSPUcAudioPort, UcAudioPort, VideoInStatus, VideoPTRefresh, VideoPTRefreshInterval, VideoPTRefreshPeriod, VideoPTRefreshSchedule, VideoPTRefreshTrg, ViewDR, VisibilityEnhancer, XDNR, ZoomMode
SNC-CH220	AlmBufCodec, AspectRatioConversion, AudInCodec, AudiIn, AudiInVolume, AudioNoiseReduction, AudioOut, AudioOutVolume, DynaView, DynamicRangeCompressor, EchoSuppressor, EffectiveArea<n>, ExpCompMode, FocusMode, Gain, Iris, IrisMode, Irismove, LineLock, LineLockVPhase, McAudioAutomode, McAudioPort, MicLineSelect, RTSPMcAudioPort, RTSPUcAudioPort, UcAudioPort, VideoInStatus, VideoPTRefresh, VideoPTRefreshInterval, VideoPTRefreshPeriod, VideoPTRefreshSchedule, VideoPTRefreshTrg, ViewDR, VisibilityEnhancer, XDNR, ZoomMode

CGI Command Manual

SNC-CH240	BLComp, DynaView, ExpCompMode, FocusMode, Gain, Gamma, Iris, IrisMode, Irismove, LineLock, LineLockVPhase, VideoNoiseReduction, VideoPTRefresh, VideoPTRefreshInterval, VideoPTRefreshPeriod, VideoPTRefreshSchedule, VideoPTRefreshTrg, ZoomMode
SNC-CH260	AlmBufCodec, AspectRatioConversion, AudInCodec, AudiIn, AudiInVolume, AudioNoiseReduction, AudioOut, AudioOutVolume, DynaView, DynamicRangeCompressor, EchoSuppressor, EffectiveArea<n>, ExpCompMode, FocusMode, Gain, Iris, IrisMode, Irismove, LineLock, LineLockVPhase, McAudioAutomode, McAudioPort, MicLineSelect, RTSPMcAudioPort, RTSPUcAudioPort, UcAudioPort, VideoInStatus, VideoPTRefresh, VideoPTRefreshInterval, VideoPTRefreshPeriod, VideoPTRefreshSchedule, VideoPTRefreshTrg, ViewDR, VisibilityEnhancer, XDNR, ZoomMode
SNC-CH280	BLComp, DynaView, ExpCompMode, FocusMode, Gain, Gamma, Iris, IrisMode, Irismove, LineLock, LineLockVPhase, VideoNoiseReduction, VideoPTRefresh, VideoPTRefreshInterval, VideoPTRefreshPeriod, VideoPTRefreshSchedule, VideoPTRefreshTrg, ZoomMode,
SNC-DH110/110T	AlmBufCodec, AspectRatioConversion, AudInCodec, AudiIn, AudiInVolume, AudioNoiseReduction, AudioOut, AudioOutVolume, AutoShutterMaxSpeed, AutoShutterMinSpeed, Color, DynaView, DynamicRangeCompressor, EchoSuppressor, EffectiveArea<n>, ExpCompMode, ExpMode, FocusMode, Gain, Iris, IrisMode, Irismove, LineLock, LineLockVPhase, McAudioAutomode, McAudioPort, MicLineSelect, RTSPMcAudioPort, RTSPUcAudioPort, UcAudioPort, VideoInStatus, VideoPTRefresh, VideoPTRefreshInterval, VideoPTRefreshPeriod, VideoPTRefreshSchedule, VideoPTRefreshTrg, ViewDR, VisibilityEnhancer, XDNR, ZoomMode
SNC-DH120	AlmBufCodec, AudInCodec, AudiIn, AudiInVolume, AudioNoiseReduction, AudioOut, AudioOutVolume, DynaView, DynamicRangeCompressor, EchoSuppressor, ExpCompMode, FocusMode, Gain, Iris, IrisMode, Irismove, LineLock, LineLockVPhase, McAudioAutomode, McAudioPort, MicLineSelect, RTSPMcAudioPort, RTSPUcAudioPort, UcAudioPort, VideoInStatus, VideoPTRefresh, VideoPTRefreshInterval, VideoPTRefreshPeriod, VideoPTRefreshSchedule, VideoPTRefreshTrg, ViewDR, VisibilityEnhancer, XDNR, ZoomMode
SNC-DH120T	AlmBufCodec, AudInCodec, AudiIn, AudiInVolume, AudioNoiseReduction, AudioOut, AudioOutVolume, DynaView, DynamicRangeCompressor, EchoSuppressor, ExpCompMode, FocusMode, Gain, Iris, IrisMode, Irismove, LineLock, LineLockVPhase, McAudioAutomode, McAudioPort, MicLineSelect, RTSPMcAudioPort, RTSPUcAudioPort, UcAudioPort, VideoInStatus, VideoPTRefresh, VideoPTRefreshInterval, VideoPTRefreshPeriod, VideoPTRefreshSchedule, VideoPTRefreshTrg, ViewDR, VisibilityEnhancer, XDNR, ZoomMode
SNC-DH140/140T	BLComp, DynaView, ExpCompMode, FocusMode, Gain, Gamma, Iris, IrisMode, Irismove, LineLock, LineLockVPhase, VideoNoiseReduction, VideoPTRefresh, VideoPTRefreshInterval, VideoPTRefreshPeriod, VideoPTRefreshSchedule, VideoPTRefreshTrg, ZoomMode
SNC-DH160	AlmBufCodec, AudInCodec, AudiIn, AudiInVolume, AudioNoiseReduction, AudioOut, AudioOutVolume, DynaView, DynamicRangeCompressor, EchoSuppressor, ExpCompMode, FocusMode, Gain, Iris, IrisMode, Irismove, LineLock, LineLockVPhase, McAudioAutomode, McAudioPort,

CGI Command Manual

	MicLineSelect, RTSPMcAudioPort, RTSPUcAudioPort, UcAudioPort, VideoInStatus, VideoPTRefresh, VideoPTRefreshInterval, VideoPTRefreshPeriod, VideoPTRefreshSchedule, VideoPTRefreshTrg, ViewDR, VisibilityEnhancer, XDNR, ZoomMode
SNC-DH180	BLComp, DynaView, ExpCompMode, FocusMode, Gain, Gamma, Iris, IrisMode, Irismove, LineLock, LineLockVPhase, VideoNoiseReduction, VideoPTRefresh, VideoPTRefreshInterval, VideoPTRefreshPeriod, VideoPTRefreshSchedule, VideoPTRefreshTrg, ZoomMode
SNC-DH210/210T	AlmBufCodec, AspectRatioConversion, AudInCodec, AudiIn, AudiInVolume, AudioNoiseReduction, AudioOut, AudioOutVolume, AutoShutterMaxSpeed, AutoShutterMinSpeed, Color, DynaView, DynamicRangeCompressor, EchoSuppressor, EffectiveArea<n>, ExpCompMode, ExpMode, FocusMode, Gain, Iris, IrisMode, Irismove, LineLock, LineLockVPhase, McAudioAutomode, McAudioPort, MicLineSelect, RTSPMcAudioPort, RTSPUcAudioPort, UcAudioPort, VideoInStatus, VideoPTRefresh, VideoPTRefreshInterval, VideoPTRefreshPeriod, VideoPTRefreshSchedule, VideoPTRefreshTrg, ViewDR, VisibilityEnhancer, XDNR, ZoomMode
SNC-DH220	AlmBufCodec, AspectRatioConversion, AudInCodec, AudiIn, AudiInVolume, AudioNoiseReduction, AudioOut, AudioOutVolume, DynaView, DynamicRangeCompressor, EchoSuppressor, EffectiveArea<n>, ExpCompMode, FocusMode, Gain, Iris, IrisMode, Irismove, LineLock, LineLockVPhase, McAudioAutomode, McAudioPort, MicLineSelect, RTSPMcAudioPort, RTSPUcAudioPort, UcAudioPort, VideoInStatus, VideoPTRefresh, VideoPTRefreshInterval, VideoPTRefreshPeriod, VideoPTRefreshSchedule, VideoPTRefreshTrg, ViewDR, VisibilityEnhancer, XDNR, ZoomMode
SNC-DH220T	AlmBufCodec, AspectRatioConversion, AudInCodec, AudiIn, AudiInVolume, AudioNoiseReduction, AudioOut, AudioOutVolume, DynaView, DynamicRangeCompressor, EchoSuppressor, EffectiveArea<n>, ExpCompMode, FocusMode, Gain, Iris, IrisMode, Irismove, LineLock, LineLockVPhase, McAudioAutomode, McAudioPort, MicLineSelect, RTSPMcAudioPort, RTSPUcAudioPort, UcAudioPort, VideoInStatus, VideoPTRefresh, VideoPTRefreshInterval, VideoPTRefreshPeriod, VideoPTRefreshSchedule, VideoPTRefreshTrg, ViewDR, VisibilityEnhancer, XDNR, ZoomMode
SNC-DH240/240T	BLComp, DynaView, ExpCompMode, FocusMode, Gain, Gamma, Iris, IrisMode, Irismove, LineLock, LineLockVPhase, VideoNoiseReduction, VideoPTRefresh, VideoPTRefreshInterval, VideoPTRefreshPeriod, VideoPTRefreshSchedule, VideoPTRefreshTrg, ZoomMode
SNC-DH260	AlmBufCodec, AspectRatioConversion, AudInCodec, AudiIn, AudiInVolume, AudioNoiseReduction, AudioOut, AudioOutVolume, DynaView, DynamicRangeCompressor, EchoSuppressor, EffectiveArea<n>, ExpCompMode, FocusMode, Gain, Iris, IrisMode, Irismove, LineLock, LineLockVPhase, McAudioAutomode, McAudioPort, MicLineSelect, RTSPMcAudioPort, RTSPUcAudioPort, UcAudioPort, VideoInStatus, VideoPTRefresh, VideoPTRefreshInterval, VideoPTRefreshPeriod, VideoPTRefreshSchedule, VideoPTRefreshTrg, ViewDR, VisibilityEnhancer, XDNR, ZoomMode

CGI Command Manual

SNC-DH280	BLComp, DynaView, ExpCompMode, FocusMode, Gain, Gamma, Iris, IrisMode, Irismove, LineLock, LineLockVPhase, VideoNoiseReduction, VideoPTRefresh, VideoPTRefreshInterval, VideoPTRefreshPeriod, VideoPTRefreshSchedule, VideoPTRefreshTrg, ZoomMode,
SNC-RH124/164	Agc, AutoShutter, AutoShutterMaxSpeed, AutoShutterMinSpeed, DynaView, Gamma, HighResoBGain, HighResoRGain, IrisMode, Irismove, LineLock, LineLockVPhase, VidCapSize, VideoNoiseReduction, ViewDR
SNC-RS44/46/84/86	Agc, AreaSet, AspectRatioConversion, AutoShutter, AutoShutterMaxSpeed, AutoShutterMinSpeed, EffectiveArea<n>, Gamma, HighResoBGain, HighResoRGain, IrisMode, Irismove, VidCapSize, VideoNoiseReduction, ViewDR
SNT-EP104	Agc, AgcMaxGain, AreaSet, AspectRatioConversion, AudInCodec, AudiIn, AudiInVolume, AudioNoiseReduction, AudioOut, AudioOutVolume, AutoShutter, AutoShutterMaxSpeed, AutoShutterMinSpeed, AutoSlowShutter, AutoSlowShutterMinSpeed, BGain, BLComp, Color, DynaView, DynamicRangeCompressor, EchoSuppressor, EffectiveArea<n>, ExpComp, ExpCompMode, ExpMode, FocusMode, Gain, Gamma, HighResoBGain, HighResoRGain, Iris, IrisMode, Irismove, LineLock, LineLockVPhase, McAudioAutomode, McAudioPort, MicLineSelect, OnePushTrg, RGain, RTSPMcAudioPort, RTSPUcAudioPort, Shutter, UcAudioPort, VidCapSize, VideoNoiseReduction, VideoPTRefresh, VideoPTRefreshInterval, VideoPTRefreshPeriod, VideoPTRefreshSchedule, VideoPTRefreshTrg, ViewDR, WBMode, ZoomMode
SNT-EP154	Agc, AgcMaxGain, AreaSet, AspectRatioConversion, AudInCodec, AudiIn, AudiInVolume, AudioNoiseReduction, AudioOut, AudioOutVolume, AutoShutter, AutoShutterMaxSpeed, AutoShutterMinSpeed, AutoSlowShutter, AutoSlowShutterMinSpeed, BGain, BLComp, Color, DynaView, DynamicRangeCompressor, EchoSuppressor, EffectiveArea<n>, ExpComp, ExpCompMode, ExpMode, FocusMode, Gain, Gamma, HighResoBGain, HighResoRGain, Iris, IrisMode, Irismove, LineLock, LineLockVPhase, McAudioAutomode, McAudioPort, MicLineSelect, OnePushTrg, RGain, RTSPMcAudioPort, RTSPUcAudioPort, Shutter, UcAudioPort, VidCapSize, VideoNoiseReduction, VideoPTRefresh, VideoPTRefreshInterval, VideoPTRefreshPeriod, VideoPTRefreshSchedule, VideoPTRefreshTrg, ViewDR, WBMode, ZoomMode
SNT-EX101/101E	Agc, AgcMaxGain, AreaSet, AspectRatioConversion, AutoShutter, AutoShutterMaxSpeed, AutoShutterMinSpeed, AutoSlowShutter, AutoSlowShutterMinSpeed, BGain, BLComp, Color, DynaView, EffectiveArea<n>, ExpComp, ExpCompMode, ExpMode, Gain, Gamma, HighResoBGain, HighResoRGain, Iris, LineLock, LineLockVPhase, OnePushTrg, RGain, Shutter, VidCapSize, VideoNoiseReduction, VideoPTRefresh, VideoPTRefreshInterval, VideoPTRefreshPeriod, VideoPTRefreshSchedule, VideoPTRefreshTrg, ViewDR, WBMode, ZoomMode
SNT-EX104	Agc, AgcMaxGain, AreaSet, AspectRatioConversion, AutoShutter, AutoShutterMaxSpeed, AutoShutterMinSpeed, AutoSlowShutter, AutoSlowShutterMinSpeed, BGain, BLComp, Color, DynaView, EffectiveArea<n>, ExpComp, ExpCompMode, ExpMode, Gain, Gamma, HighResoBGain, HighResoRGain, Iris, LineLock, LineLockVPhase, OnePushTrg, RGain, Shutter, VidCapSize, VideoNoiseReduction, VideoPTRefresh, VideoPTRefreshInterval, VideoPTRefreshPeriod, VideoPTRefreshSchedule, VideoPTRefreshTrg, ViewDR, WBMode, ZoomMode

SNT-EX154	Agc, AgcMaxGain, AreaSet, AspectRatioConversion, AutoShutter, AutoShutterMaxSpeed, AutoShutterMinSpeed, AutoSlowShutter, AutoSlowShutterMinSpeed, BGain, BLComp, Color, DynaView, EffectiveArea<n>, ExpComp, ExpCompMode, ExpMode, Gain, Gamma, HighResoBGain, HighResoRGain, Iris, LineLock, LineLockVPhase, OnePushTrg, RGain, Shutter, VidCapSize, VideoNoiseReduction, VideoPTRefresh, VideoPTRefreshInterval, VideoPTRefreshPeriod, VideoPTRefreshSchedule, VideoPTRefreshTrg, ViewDR, WBMode, ZoomMode
-----------	--

11.7 Privacy mask

Parameter	Value	InqParm	SetCGI	Ver	Note
PrivacyDisplay	"<no.>,<no.>,..."	fcb	camera.cgi	1.00	Set: Turn each index for masking area on or off. The number listed in the query will be turned on. The number missing in the query will be turned off. Inq: Return the index of masking area that is activated. The number of privacy masks which can be set up is different in every model. Refer to Appendix.
PrivacyMaskPosition	"<no.>,<upper left X>,<upper left Y>,<width>,<height>"	fcb	camera.cgi	1.00	Width:"0"to"720" Height:"0"to"480"(NTSC)/"0"to"576"(PAL)
PrivacySetMask	"<no.>,<width>,<height>"	-	camera.cgi	1.00	SNC-RH124/164 Width:"0"to"160" Height:"0"to"90" SNC-RS44/46/84/86 Width:"0"to"90" Height:"0"to"60"(NTSC)/Height:"0"to"72"(PAL)
PrivacyMaskColor	"<Color>,<Attrib>"	fcb	camera.cgi	1.00	Set the color of the privacy mask. <Color> : black", "gray1", "gray2", "gray3", "gray4", "gray5","gray6", "white", "red", "green", "blue", "cyan", "yellow", "magenta" <Attrib> : "opaque"
PrivacyPTZ<no.>	"<pan pos>,<tilt pos>,<zoom pos>"	fcb	-	1.00	
PrivacyMonitor	"<no.>,<no.>,..."	fcb	-	1.00	Return the number of the masking area that is displayed on the screen.

CGI Command Manual

PrivacyDispEach	"<no.>","on"/"off"	-	camera.cgi	1.00	Change on/off for each masking area.
PrivacyMaxNum	<PrivacyMaxNum>	fcb	-	1.00	It is the number of masks which can be set up.

- The command which can't be used in each model is shown in the following table.

Model name	Unsupported command (Privacy mask)
SNC-CH120	PrivacyPTZ<no.>, PrivacySetMask
SNC-CH140	PrivacyDispEach, PrivacyPTZ<no.>, PrivacySetMask
SNC-CH160	PrivacyPTZ<no.>, PrivacySetMask
SNC-CH180	PrivacyDispEach, PrivacyPTZ<no.>, PrivacySetMask
SNC-CH220	PrivacyMaskColor, PrivacyPTZ<no.>, PrivacySetMask
SNC-CH240	PrivacyDispEach, PrivacyPTZ<no.>, PrivacySetMask
SNC-CH260	PrivacyPTZ<no.>, PrivacySetMask
SNC-CH280	PrivacyDispEach, PrivacyPTZ<no.>, PrivacySetMask
SNC-DH120	PrivacyPTZ<no.>, PrivacySetMask
SNC-DH120T	PrivacyPTZ<no.>, PrivacySetMask
SNC-DH140/140T	PrivacyDispEach, PrivacyPTZ<no.>, PrivacySetMask
SNC-DH160	PrivacyPTZ<no.>, PrivacySetMask
SNC-DH180	PrivacyDispEach, PrivacyPTZ<no.>, PrivacySetMask
SNC-DH220	PrivacyPTZ<no.>, PrivacySetMask
SNC-DH220T	PrivacyPTZ<no.>, PrivacySetMask
SNC-DH240/240T	PrivacyDispEach, PrivacyPTZ<no.>, PrivacySetMask
SNC-DH260	PrivacyPTZ<no.>, PrivacySetMask
SNC-DH280	PrivacyDispEach, PrivacyPTZ<no.>, PrivacySetMask
SNC-RH124/164	PrivacyMaskPosition
SNC-RS44/46/84/86	PrivacyMaskPosition
SNT-EP104	PrivacyPTZ<no.>, PrivacySetMask

CGI Command Manual

SNT-EP154	PrivacyPTZ<no.>, PrivacySetMask
SNT-EX101/101E	PrivacyPTZ<no.> , PrivacySetMask
SNT-EX104	PrivacyPTZ<no.>, PrivacySetMask
SNT-EX154	PrivacyPTZ<no.>, PrivacySetMask

● The Privacy mask CGI commands cannot be used with the following models.

- ◆ SNC-CH110/210
- ◆ SNC-DH110/110T/210/210T

11.8 Sense up

Parameter	Value	InqParm	SetCGI	Ver	Note
DayNightMode	"auto"/"manual"/"timer"/"sensor"	camera	camera.cgi	1.00	Select Day/Night mode. SNC-CH210 can set up only "auto"/" manual".
DnLevel	"high"/"low"	camera	camera.cgi	1.00	The value which Day/Night is changed to is set up.
DnTime	"2"/"30"	camera	camera.cgi	1.00	The time until it is changed after they become condition of switching of Day/Night is specified.
DnSchedule	<schedule>	camera	camera.cgi	1.00	Night mode time is set up when DayNightMode is "timer".
DnSensor<AI>	"on"/"off"	camera	camera.cgi	1.00	Set to "on" when DayNightMode is set to "sensor".
DayNight	"on"/"off"	camera	camera.cgi	1.00	Setup the schedule for Day/Night function. SNC-CH210 is always "off".
DnManualFunc	"on"/"off"	camera	camera.cgi	1.00	The trigger.cgi can change Day/Night mode when this DnManualFund parameter is "on" and DayNightMode parameter is not "auto".
DnStatus	"on"/"off"	camera	-	1.00	Return the Day mode or Night mode.
DnSyncEasyFocus	"on"/"off"	camera	camera.cgi	1.00	EasyFocus is executing out automatically at the time of switching of Day/Night.
IRLed	"daynight"/"off"	camera	camera.cgi	1.00	When this is set up in "daynight", an IR irradiation function becomes on at the "Night" time.

CGI Command Manual

IRLedMaxStrength	"1"to"6"	camera	camera.cgi	1.00	This sets up the strength of the IR irradiation.
NIRComp	"on"/"off"	camera	camera.cgi	1.10	Near-IR compensation. A corresponding model is SNC-RS46/86.
ViewDROffInNight	"on"/"off"	camera	camera.cgi	1.10	ViewDR is turned off when the condition of DayNight becomes a Night.
WashedOutImageControl	"on"/"off"	camera	camera.cgi	1.10	It is restrained when an object is indicated white by the IR irradiation function.

● The command which can't be used in each model is shown in the following table.

Model name	Unsupported command (Sense up)
SNC-CH110	DnLevel, DnManualFunc, DnSchedule, DnSensor<AI>, DnStatus, DnSyncEasyFocus, DnTime, IRLed, IRLedMaxStrength, NIRComp, ViewDROffInNight, WashedOutImageControl
SNC-CH120	IRLed, IRLedMaxStrength, NIRComp, ViewDROffInNight, WashedOutImageControl
SNC-CH140	IRLed, IRLedMaxStrength, NIRComp, WashedOutImageControl
SNC-CH160	NIRComp, ViewDROffInNight
SNC-CH180	NIRComp, WashedOutImageControl
SNC-CH210	DnLevel, DnManualFunc, DnSchedule, DnSensor<AI>, DnStatus, DnSyncEasyFocus, DnTime, IRLed, IRLedMaxStrength, NIRComp, ViewDROffInNight, WashedOutImageControl
SNC-CH220	IRLed, IRLedMaxStrength, NIRComp, ViewDROffInNight, WashedOutImageControl
SNC-CH240	IRLed, IRLedMaxStrength, NIRComp, WashedOutImageControl
SNC-CH260	NIRComp, ViewDROffInNight
SNC-CH280	NIRComp, WashedOutImageControl
SNC-DH110/110T	DnLevel, DnManualFunc, DnSchedule, DnSensor<AI>, DnStatus, DnSyncEasyFocus, DnTime, IRLed, IRLedMaxStrength, NIRComp, ViewDROffInNight, WashedOutImageControl
SNC-DH120	DnSensor<AI>, IRLed, IRLedMaxStrength, NIRComp, ViewDROffInNight, WashedOutImageControl
SNC-DH120T	IRLed, IRLedMaxStrength, NIRComp, ViewDROffInNight, WashedOutImageControl
SNC-DH140/140T	IRLed, IRLedMaxStrength, NIRComp, WashedOutImageControl
SNC-DH160	NIRComp, ViewDROffInNight
SNC-DH180	NIRComp, WashedOutImageControl

CGI Command Manual

SNC-DH210/210T	DnLevel, DnManualFunc, DnSchedule, DnSensor<AI>, DnStatus, DnSyncEasyFocus, DnTime, IRLed, IRLedMaxStrength, NIRComp, ViewDROffInNight, WashedOutImageControl
SNC-DH220	DnSensor<AI>, IRLed, IRLedMaxStrength, NIRComp, ViewDROffInNight, WashedOutImageControl
SNC-DH220T	IRLed, IRLedMaxStrength, NIRComp, ViewDROffInNight, WashedOutImageControl
SNC-DH240/240T	IRLed, IRLedMaxStrength, NIRComp, WashedOutImageControl
SNC-DH260	NIRComp, ViewDROffInNight
SNC-DH280	NIRComp, WashedOutImageControl
SNC-RH124/164	DnLevel, DnSyncEasyFocus, DnTime, IRLed, IRLedMaxStrength, NIRComp, ViewDROffInNight, WashedOutImageControl
SNC-RS44/46/84/86	DnLevel, DnSyncEasyFocus, DnTime, IRLed, IRLedMaxStrength, NIRComp, ViewDROffInNight, WashedOutImageControl
SNT-EP104	DayNight, DayNightMode, DnLevel, DnManualFunc, DnSchedule, DnSensor<AI>, DnStatus, DnSyncEasyFocus, DnTime, IRLed, IRLedMaxStrength, NIRComp, ViewDROffInNight, WashedOutImageControl
SNT-EP154	DayNight, DayNightMode, DnLevel, DnManualFunc, DnSchedule, DnSensor<AI>, DnStatus, DnSyncEasyFocus, DnTime, IRLed, IRLedMaxStrength, NIRComp, ViewDROffInNight, WashedOutImageControl
SNT-EX101/101E	DayNight, DayNightMode, DnLevel, DnManualFunc, DnSchedule, DnSensor<AI>, DnStatus, DnSyncEasyFocus, DnTime, IRLed, IRLedMaxStrength, NIRComp, ViewDROffInNight, WashedOutImageControl
SNT-EX104	DayNight, DayNightMode, DnLevel, DnManualFunc, DnSchedule, DnSensor<AI>, DnStatus, DnSyncEasyFocus, DnTime, IRLed, IRLedMaxStrength, NIRComp, ViewDROffInNight, WashedOutImageControl
SNT-EX154	DayNight, DayNightMode, DnLevel, DnManualFunc, DnSchedule, DnSensor<AI>, DnStatus, DnSyncEasyFocus, DnTime, IRLed, IRLedMaxStrength, NIRComp, ViewDROffInNight, WashedOutImageControl

11.9 Serial

Parameter	Value	InqParm	SetCGI	Ver	Note
SerType	SNC-RH124/164, SNC-RS44/46/84/86: "tcpip"/"visca"/"pelco-d" SNT-EX101/101E/104/154: "normal"/"tcpip"	serial	serial.cgi	1.00	
SerTcpPort	"1024"to"65535"	serial	serial.cgi	1.00	
SerBaudRate	"2"to"7"	serial	serial.cgi	1.00	2:1200, 3: 2400, 4:4800, 5:9600, 6:19200, 7:38400 (bps)
SerCharLen	"7"/"8"	serial	serial.cgi	1.00	
SerParityBit	"none"/"odd"/"even"	serial	serial.cgi	1.00	
SerStopBit	"1"/"2"	serial	serial.cgi	1.00	
SerStandard	SNC-RH124/164, SNC-RS44/46/84/86: "rs232c"/"rs485"/"rs422"/"rs485fd" SNT-EX101/101E: "rs485"/"rs422" SN-EX104/154: "rs485"	serial	serial.cgi	1.00	
SerProtocol	"pelco-d"/"ad"/"pelco-p"/"bosch"/ "vicon"/"panasonic"/"ge"/"visca"	serial	serial.cgi	1.2	
SerTermination	"on"/"off"	serial	serial.cgi	1.00	
SerDstCamId	"1"to"256"	serial	serial.cgi	1.00	
SerSrcCamId	"1"to"256"	serial	serial.cgi	1.00	

- The command which can't be used in each model is shown in the following table.

Model name	Unsupported command (Serial)
SNC-RH124/164	SerDstCamId, SerProtocol
SNC-RS44/46/84/86	SerDstCamId, SerProtocol
SNT-EX101/101E	SerSrcCamId, SerTermination

CGI Command Manual

SNT-EX104	SerSrcCamId, SerTermination
SNT-EX154	SerSrcCamId, SerTermination

● The Serial CGI commands cannot be used with the following models.

- ◆ SNC-CH110/120/140/160/180/210/220/240/260/280
- ◆ SNC-DH110/110T/120/120T/140/140T/160/180/210/210T/220/220T/240/240T/260/280
- ◆ SNT-EP104/154

11.10 Network

Parameter	Value	InqParm	SetCGI	Ver	Note
PhySpeed	"10"/"100"	network	network.cgi	1.00	It is the communication speed of Ethernet.
PhyDuplex	"full"/"half"	network	network.cgi	1.00	It is the communication form of Ethernet.
PhyAutonego	"on"/"off"	network	network.cgi	1.00	Auto negotiation becomes effective when this is on.
PhyStat	"100full"/"100half"/"10full"/"10half"	network	-	1.00	A state of communication of Ethernet is acquired.
PhyMdi	"MDI"/"MDI-x"/"AutoMDI"	network	network.cgi	1.00	
PhyMdiStat	"MDI"/"MDI-x"	network	-	1.00	
Dhcp	"on"/"off"	network	network.cgi	1.00	An IP address is acquired from the DHCP server.
DnsAuto	"on"/"off"	network	network.cgi	1.00	An IP address of domain name server is acquired from the DHCP server.
Ip	"<ip addr>"	network	network.cgi	1.00	Set IP address.
Subnetmask	"<ip addr>"	network	network.cgi	1.00	Set sub net mask.
Gateway	"<ip addr>"	network	network.cgi	1.00	Set default gateway.
MacAddress	"<mac addr>"	network	-	1.00	Return the MAC address.
PrimaryDns	"<ip addr>"	network	network.cgi	1.00	Set primary domain name server.
SecondaryDns	"<ip addr>"	network	network.cgi	1.00	Set secondary domain name server.
HostName	"<host name>"	network	network.cgi	1.00	Set host name.

CGI Command Manual

DomainSuffix	"<domain suffix>"	network	network.cgi	1.00	Set domain suffix.
HttpPort	"80"/"1024"to"65535"	network	network.cgi	1.00	Set http port.
Mtu	"1000" to"1500"	network	network.cgi	1.00	
Ipv6Flg	"on"/"off"	network	network.cgi	1.00	It makes IPv6 effective.
AutoIpv6	"on"/"off"	network	network.cgi	1.00	
Dnsv6Auto	"on"/"off"	network	network.cgi	1.00	
Ipv6	"<ip addr>" (char [40])	network	network.cgi	1.00	
Prefix	"0"to"128"	network	network.cgi	1.00	
Gatewayv6	"<ip addr>" (char[40])	network	network.cgi	1.00	
PrimaryDnsv6	"<ip addr>" (char[40])	network	network.cgi	1.00	
SecondaryDnsv6	"<ip addr>" (char[40])	network	network.cgi	1.00	
Ipv6Mtu	"1280" to"1500"	network	network.cgi	1.00	
BruteForceAttack	"0" or "30" to "86400"	network	network.cgi	1.10	A Brute Force Attack function is set up. 0: Disable 30 - 86400: Reject period (sec)
ArppingFunc	"on"/"off"	network	network.cgi	1.2	An Arpping function is set up. A setup becomes effective after the restart.

- The command which can't be used in each model is shown in the following table.

Model name	Unsupported command (Network)
SNT-EP104	PhyMdiStat
SNT-EP154	PhyMdiStat
SNT-EX104	PhyMdiStat
SNT-EX154	PhyMdiStat

- CH2/3/4 of SNT-EX104/154 and SNT-EP104/154 doesn't support the following CGI commands.

- ◆ PhySpeed, PhyDuplex, PhyAutonego, PhyMdi

11.11 Wireless network

Parameter	Value	InqParm	SetCGI	Ver	Note
WirelessFunc	"on" / "off"	wireless	wireless.cgi	1.00	
WlsDhcp	"on" / "off"	wireless	wireless.cgi	1.00	
WlsDnsAuto	"on" / "off"	wireless	wireless.cgi	1.00	
WlsIp	"<ip addr>"	wireless	wireless.cgi	1.00	
WlsSubnetmask	"<ip addr>"	wireless	wireless.cgi	1.00	
WlsGateway	"<ip addr>"	wireless	wireless.cgi	1.00	
WlsMacAddress	"<mac addr>"	wireless	-	1.00	
WlsPrimaryDns	"<ip addr>"	wireless	wireless.cgi	1.00	
WlsSecondaryDns	"<ip addr>"	wireless	wireless.cgi	1.00	
WlsMtu	"1000" to "1500"	wireless	wireless.cgi	1.00	
WlsIpv6Flg	"on" / "off"	wireless	wireless.cgi	1.00	
WlsAutoIpv6	"on" / "off"	wireless	wireless.cgi	1.00	
WlsDnsV6Auto	"on" / "off"	wireless	wireless.cgi	1.00	
WlsIpv6	"<ip addr>" (char [40])	wireless	wireless.cgi	1.00	
WlsPrefix	"0" to "128"	wireless	wireless.cgi	1.00	
WlsGatewayv6	"<ip addr>" (char [40])	wireless	wireless.cgi	1.00	
WlsPrimaryDnsV6	"<ip addr>"	wireless	wireless.cgi	1.00	
WlsSecondaryDnsV6	"<ip addr>"	wireless	wireless.cgi	1.00	
WlsIpv6Mtu	"1280" to "1500"	wireless	wireless.cgi	1.00	
WlsSsid	"<text>"	wireless	wireless.cgi	1.00	
WlsNetworkType	"adhoc"/"infrastructure"	wireless	wireless.cgi	1.00	
WlsAuthMode	"none"/"fixedwep"/"dynamicwep"/	wireless	wireless.cgi	1.00	

CGI Command Manual

	"wpa2eap"/"wpa2eap"/ "wpa2psk"/"wpa2psk"/"wps"				
WlsWpsPinnumber	"<number>"	wireless	wireless.cgi	1.00	
WlsWpsExec	"on"	-	wireless.cgi	1.00	
WlsPassphrase	"<text>"	wireless	wireless.cgi	1.00	8 to 63 characters.
WlsChannel	"1" to "14"	wireless	wireless.cgi	1.00	
WlsEnableCh	"Channel 01" to "Channel 14"	wireless	-	1.00	
WlsCardModel	"<text>"	wireless	-	1.00	
WlsWepTransKey	"1" to "4"	wireless	wireless.cgi	1.00	
WlsWepKey1	"<wep key>"	wireless	wireless.cgi	1.00	
WlsWepKey2	"<wep key>"	wireless	wireless.cgi	1.00	
WlsWepKey3	"<wep key>"	wireless	wireless.cgi	1.00	
WlsWepKey4	"<wep key>"	wireless	wireless.cgi	1.00	
WlsAntenna	"internal" / "external" / "diversity"	wireless	wireless.cgi	1.00	
WlsHostName	"<host name>"	wireless	wireless.cgi	1.00	
WlsDomainSuffix	"<domain suffix>"	wireless	wireless.cgi	1.00	

- The Wireless Network CGI commands can be used only when a wireless network card is attached to the CF slot of Network Camera.
- The Wireless Network CGI commands can't be used because the following model isn't provided with the CF slot.
 - ◆ SNC-CH110/120/160/210/220/260
 - ◆ SNC-DH110/110T/120/120T/140/140T/160/180/210/210T/220/220T/240/240T/260/280
 - ◆ SNT-EP104/154
 - ◆ SNT-EX101/101E/104/154

11.12 Filtering

Parameter	Value	InqParm	SetCGI	Ver	Note
FilterFuncGUI	"on/off"	system	system.cgi	1.00	
V4FilterFunc	"on/off"	filter	filter.cgi	1.00	
V4FilterDefaultRule	"allow/deny"	filter	filter.cgi	1.00	
V4FilterRule	<no>,<ip addr>,<mask bits>, <protocol>,<port>,<policy>, <no>,<ip addr>,<maskbits>, <protocol>,<port>,<policy>,...	filter	-	1.00	
V4FilterRule	<no>,<ip addr>,<mask bits>, <protocol>,<port>,<policy>, <no>,<ip addr>,<mask bits>, <protocol>,<port>,<policy>,...	-	filter.cgi	1.00	
V4FilterRuleSequence	<no>,<no>,...	filter	filter.cgi	1.00	
V6FilterFunc	"on/off"	filter	filter.cgi	1.00	
V6FilterDefaultRule	"allow/deny"	filter	filter.cgi	1.00	
V6FilterRule	<no>,<ipv6 addr>,<mask bits>, <protocol>,<port>,<policy>, <no>,<ipv6 addr>,<mask bits>, <protocol>,<port>,<policy>,...	filter	-	1.00	
V6FilterRule	<no>,<ipv6 addr>,<mask bits>, <protocol>,<port>,<policy>, <no>,<ipv6 addr>,<mask bits>, <protocol>,<port>,<policy>,...	-	filter.cgi	1.00	
V6FilterRuleSequence	<no>,<no>,...	filter	filter.cgi	1.00	

11.13 QoS

Parameter	Value	InqParm	SetCGI	Ver	Note
V4MangleFunc	"on/off"	qos	qos.cgi	1.00	
V4MangleDefaultValue	[0-63]	qos	qos.cgi	1.00	
V4MangleRule	<no>,<ip addr>,<mask bits>, <protocol>,<port>,<value>, <no>,<name>,<ip addr>,<mask bits>, <protocol>,<port>,<value>,...	qos	-	1.00	
V4MangleRule	<no>,<ip addr>,<mask bits>, <protocol>,<port>,<value>, <no>,<ip addr>,<mask bits>, <protocol>,<port>,<value>,...	-	qos.cgi	1.00	
V4MangleRuleSequence	<no>,<no>,...	qos	qos.cgi	1.00	
V6MangleFunc	"on/off"	qos	qos.cgi	1.00	
V6MangleDefaultValue	[0-63]	qos	qos.cgi	1.00	
V6MangleRule	<no>,<ipv6 addr>,<mask bits>, <protocol>,<port>,<value>, <no>,<ipv6 addr>,<mask bits>, <protocol>,<port>,<value>,...	qos	-	1.00	
V6MangleRule	<no>,<ipv6 addr>,<mask bits>, <protocol>,<port>,<value>, <no>,<ipv6 addr>,<mask bits>, <protocol>,<port>,<value>,...	-	qos.cgi	1.00	
V6MangleRuleSequence	<no>,<no>,...	qos	qos.cgi	1.00	

11.14 Dynamic IP address notification

Parameter	Value	InqParm	SetCGI	Ver	Note
SmtplpNtfyService	"on"/"off"	ipnotify	ipnotify.cgi	1.00	
Smlpv4Ntfy	"on"/"off"	ipnotify	ipnotify.cgi	1.00	
Smlpv6Ntfy	"on"/"off"	ipnotify	ipnotify.cgi	1.00	
SmServerName	"<server name>"	smtp	smtp.cgi	1.00	Identical as the SMTP.
SmAuthenMode	"none"/"smtp"/"pop"/"smtp-pop"	smtp	smtp.cgi	1.00	Identical as the SMTP.
SmAthPopServerName	"<server name>"	smtp	smtp.cgi	1.00	Identical as the SMTP.
SmAthUserName	"<text>"	smtp	smtp.cgi	1.00	Identical as the SMTP.
SmAthPassword	"<text>"	smtp	smtp.cgi	1.00	Identical as the SMTP.
SmtplpNtfyRcptAddr	"<e-mail addr>"	ipnotify	ipnotify.cgi	1.00	
SmtplpNtfyFromAddr	"<e-mail addr>"	ipnotify	ipnotify.cgi	1.00	
SmtplpNtfySubject	"<text>"	ipnotify	ipnotify.cgi	1.00	
SmtplpNtfyMessage	"<text>"	ipnotify	ipnotify.cgi	1.00	
HttpIpNtfyService	"on"/"off"	ipnotify	ipnotify.cgi	1.00	
HttpIpv4Ntfy	"on"/"off"	ipnotify	ipnotify.cgi	1.00	
HttpIpv6Ntfy	"on"/"off"	ipnotify	ipnotify.cgi	1.00	
HttpIpNtfyUrl	"<text>"	ipnotify	ipnotify.cgi	1.00	
HttpIpNtfyProxy	"<server name>"	ipnotify	ipnotify.cgi	1.00	
HttpIpNtfyProxyPort	"1024"to"65535"	ipnotify	ipnotify.cgi	1.00	
HttpIpNtfyMethod	"get"/"post"	ipnotify	ipnotify.cgi	1.00	
HttpIpNtfyOptionField	"<text>"	ipnotify	ipnotify.cgi	1.00	

11.15 SSL / TLS

Parameter	Value	InqParm	SetCGI	Ver	Note
SSLMode	"Plain" / "SSL" / "Plain-SSL" / "SSL-Plain"	network	network.cgi	1.00	
SSLProtocol	"SSLv23" / "SSLv3" / "TLSv1" or "TLSv10"	network	network.cgi	1.00	
SSLSessionKeyChange	"on" / "off"	network	network.cgi	1.00	on : SSL session key is regularly changed. off : SSL session key is not regularly changed.
SSLKeyChangeInterval	"60" - "3600"	network	network.cgi	1.00	It is possible to use this parameter, when "SSLSessionKeyChange" is on. This parameter is for exchanging interval of SSL session key.
HttpsPort	443 or (1024 - 65535)	network	network.cgi	1.00	
SSLCertMode	"pki"/"normal"/"auto"	network	network.cgi	1.00	"auto" uses the self-signature certificate formed inside. And, "pki" works by the self-signature certificate mode, too. When it is set up in "pki", "auto" is returned to the setup information inquiry.
SSLPrivPassword	set: <base64 encoded string> inq : "*****"	network	network.cgi	1.00	0 to 50 characters.
SSLCertInstalled	"0"/"1"	network	-	1.00	0 : The certificate is preserved. 1 : The certificate is not preserved.
SSLCertIssuerDn	<issuer domain name string>	network	-	1.00	
SSLCertSubjectDn	<subject domain name string>	network	-	1.00	
SSLCertExtendedKeyUsage	<extended key usage string>	network	-	1.00	
SSLCertValidity	<YYYY-MM-DD>	network	-	1.00	
SSLCertAvailability	"0"/"1"	network	-	1.00	
SSLCACertInstalled	"0"/"1"	network	-	1.00	
SSLCACert<n>IssuerDn	<issuer domain name string>	network	-	1.00	

CGI Command Manual

SSLCACert<n>SubjectDn	<subject domain name string>	network	-	1.00	
SSLCACert<n>ExtendedKey Usage	<extended key usage string>	network	-	1.00	
SSLCACert<n>Validity	<YYYY-MM-DD>	network	-	1.00	
SSLClientCert	"on" / "off"	network	network.cgi	1.00	
	no specification Server certificate	-	sslcert.cgi	1.00	
Generate	selfsignedcert	-	sslcert.cgi	1.00	
	CA certificate file	-	sslcert<n>.cgi	1.00	
Delete	sslcert	-	ssldeletecert.cgi	1.00	
Delete	"cacert1" / "cacert2" / "cacert3" / "cacert4"	-	ssldeletecert.cgi	1.00	

11.16 802.1X

Parameter	Value	InqParm	SetCGI	Ver	Note
Dot1XWiredFunc	"on"/"off"	802Dot1X	802dot1x.cgi	1.00	
Dot1XIdentity	<Identity string>	802Dot1X	802dot1x.cgi	1.00	
Dot1XPassword	set: <base64 encoded string> inq : "*****"	802Dot1X	802dot1x.cgi	1.00	
Dot1XEapMethod	"tls"/"peap"	802Dot1X	802dot1x.cgi	1.00	
Dot1XTlsMode	"normal"	802Dot1X	802dot1x.cgi	1.00	
Dot1XPrivPassword	set: <base64 encoded string> inq : "*****"	802Dot1X	802dot1x.cgi	1.00	
CACertInstalled	"0"/"1"	802Dot1X	-	1.00	
CACert<n>IssuerDn	<issuer domain name string>	802Dot1X	-	1.00	

CGI Command Manual

CACert<n>SubjectDn	<subject domain name string>	802Dot1X	-	1.00	
CACert<n>ExtendedKeyUsage	<extended key usage string>	802Dot1X	-	1.00	
CACert<n>Validity	<YYYY-MM-DD>	802Dot1X	-	1.00	
ClientCertInstalled	"0"/"1"	802Dot1X	-	1.00	
ClientCertIssuerDn	<issuer domain name string>	802Dot1X	-	1.00	
ClientCertSubjectDn	<subject domain name string>	802Dot1X	-	1.00	
ClientCertExtendedKeyUsage	<extended key usage string>	802Dot1X	-	1.00	
ClientCertValidity	<YYYY-MM-DD>	802Dot1X	-	1.00	
ClientCertAvailability	"0"/"1"	802Dot1X	-	1.00	
	CA certificate file	-	802dot1xcacert<n>.cgi	1.00	To import CA certificate. <n>: 1 to 4
	Client certificate file	-	802dot1xclientcert.cgi	1.00	
Delete	"cacert1"/"cacert2"/"cacert3"/"cacert4"/"clientcert"	-	802dot1xdeletecert.cgi	1.00	
Status	"Wired"/ "Wireless"	-	802dot1xgetstatus.cgi	1.00	

11.17 Viewermode

Parameter	Value	InqParm	SetCGI	Ver	Note
ViewerMode	"<mode>"	viewermode	-	1.00	The function which a user during a log-in can operate is returned. Refer to Appendix.

11.18 User

Parameter	Value	InqParm	SetCGI	Ver	Note
Administrator	"<encoded name:pass>"	user	user.cgi	1.00	
User<n>	"<encoded name:pass>,<mode>"	user	user.cgi	1.00	<n> is the integer of 1 - 9. It sets up a username, a password and the mode. Refer to Appendix.
ViewerAuthen	"on"/"off"	user	user.cgi	1.00	
ViewerModeDefault	"<mode>"	user	user.cgi	1.00	

11.19 Security

Parameter	Value	InqParm	SetCGI	Ver	Note
IpLimitFunc	"on"/"off"	iplimit	iplimit.cgi	1.00	
IpLimitPolicy	"allow"/"deny"	iplimit	iplimit.cgi	1.00	
IpLimit<n>	"<ip addr>,<mask bits>,<policy>"	iplimit	iplimit.cgi	1.00	<n> is the integer of 1 - 10.

11.20 Preset position

Parameter	Value	InqParm	SetCGI	Ver	Note
PresetCall	"<no.>,<speed>,<codec>"	-	presetposition.cgi	1.12	speed: "1" to "24"
PresetSet	"<no.>,<name>,on/off,<codec>"	-	presetposition.cgi	1.12	
PresetClear	"<no.>,<no.>,...,<codec>"	-	presetposition.cgi	1.12	
PresetCopy	"<from_instance>,<from_no>, <to_instance>,<to_no>"	-	presetposition.cgi	1.12	
PresetThumbnailClear	"<no>,<no>,...,<codec>"	-	presetposition.cgi	1.12	
Delete	"presetimg,<num>,<codec>"	-	main.cgi	1.12	This CGI command deletes a thumbnail image.

CGI Command Manual

					<num> specifies the number of "1" - "256". When it is completely deleted, "all" is specified.
PresetName PresetNameImage1 PresetNameImage2	"<no.>,<name>,<no.>,<name>,..."	presetposition	presetposition.cgi	1.12	
GroupAdd	"<no>,<name>"	-	presetposition.cgi	1.00	One Group is added. The number of maximums of Group is 64.
GroupMake	"<no>,<name>,<no>,<name>,..."	-	presetposition.cgi	1.00	All the group information is erased, and a group is remake newly. When nothing is specified, all groups are erased.
GroupName	"<no>,<name>,<no>,<name>,..."	presetposition	presetposition.cgi	1.00	
GroupClear	"<no>,<no>,..."	-	presetposition.cgi	1.00	A specified group is deleted. preset inside the group isn't deleted. When preset inside the group is deleted, Preset acquired with PresetGroupRelation is deleted separately with PresetClear.
PresetGroupRegist	"<group_no>,<preset_no>,<preset_no>,..."	-	presetposition.cgi	1.00	<preset_no> preset is added to the <group_no> group.
PresetGroupRelation	"<group_no>,<number_of_preset>,<preset_no>,<preset_no>,..."	presetposition	presetposition.cgi	1.00	All group_no's and a registered pre-set are acquired.
PresetDetection	"<no.>/"none"	presetposition	presetposition.cgi	1.00	default: "none"
PresetVMF	"<no.>/"none"	presetposition	presetposition.cgi	1.00	default: "none"
PresetTampering PresetTamperingImage1 PresetTamperingImage2	"<no.>/"none"	presetposition	presetposition.cgi	1.12	default: "none"
PresetSensor<AI>	"<no.>/"none"	presetposition	presetposition.cgi	1.12	default: "none"

CGI Command Manual

PresetSensor<AI>Image1 PresetSensor<AI>Image2					
PresetAud	"<no>"/"none"	presetposition	presetposition.cgi	1.10	
HomePos HomePosImage1 HomePosImage2	"set"/"reset"/"recall"/"ptz-recall"	-	presetposition.cgi	1.00	A position in power supply on and a position of Home are specified.
HomePosProperty HomePosPropertyImage1 HomePosPropertyImage2	"<pan pos>,<tilt pos>,<zoom pos>"	presetposition	-	1.12	
Tour TourImage1 TourImage2	"on"/"off"	presetposition	presetposition.cgi	1.12	
Tour<X> Tour<X>Image1 Tour<X>Image2	"on"/"off"	presetposition	presetposition.cgi	1.12	<X> is one character of A, B, C, D and E.
Tour<X>Sequence Tour<X>SequenceImage1 Tour<X>SequenceImage2	"<no.>,<no.>,..."	presetposition	presetposition.cgi	1.12	<X> is one character of A, B, C, D and E.
Tour<X>Staytime Tour<X>StaytimeImage1 Tour<X>StaytimeImage2	"1"to"3600"	presetposition	presetposition.cgi	1.12	<X> is one character of A, B, C, D and E.
Tour<X>Period Tour<X>PeriodImage1 Tour<X>PeriodImage2	"always"/"schedule"	presetposition	presetposition.cgi	1.12	<X> is one character of A, B, C, D and E.
Tour<X>Schedule Tour<X>ScheduleImage1	"<schedule>"	presetposition	presetposition.cgi	1.12	<X> is one character of A, B, C, D and E.

CGI Command Manual

Tour<X>ScheduleImage2					
Tour<X>Speed Tour<X>SpeedImage1 Tour<X>SpeedImage2	"<speed>"	presetposition	presetposition.cgi	1.12	<X> is one character of A, B, C, D and E. speed: "1"~"24", default = 24(Fastest)
TourResume TourResumelImage1 TourResumelImage2	"on"/"off"	presetposition	presetposition.cgi	1.12	
TourRsmTime TourRsmTimelImage1 TourRsmTimelImage2	"5"to"3600"	presetposition	presetposition.cgi	1.12	
TourManualSuspend	"on"	-	presetposition.cgi	1.00	
TourManualResume	"on,<codec>"	-	presetposition.cgi	1.12	
TourPreview	"<A,B,C,D,E,temp,stop>,<codec>"	-	presetposition.cgi	1.12	
TourPreviewCopy	"<A,B,C,D,E>,<codec>"	-	presetposition.cgi	1.12	
TourPreviewSequence TourPreviewSequenceImage1 TourPreviewSequenceImage2	"<no.>,<no.>,..."	presetposition	presetposition.cgi	1.12	
TourPreviewSpeed TourPreviewSpeedImage1 TourPreviewSpeedImage2	"<speed>"	presetposition	presetposition.cgi	1.12	
STour	"on"/"off"	presetposition	presetposition.cgi	1.00	
STour<X>	"on"/"off"	presetposition	presetposition.cgi	1.00	<X> is one character of A, B, C and D.
STour<X>Period	"always"/"schedule"	presetposition	presetposition.cgi	1.00	<X> is one character of A, B, C and D.
STour<X>Schedule	"<schedule>"	presetposition	presetposition.cgi	1.00	<X> is one character of A, B, C and D.
STourResume	"on"/"off"	presetposition	presetposition.cgi	1.00	Enable or disable

CGI Command Manual

STourRsmTime	"5"to"3600"	presetposition	presetposition.cgi	1.00	
STourRecord	<A,B,C,D,temp,stop>	-	presetposition.cgi	1.00	
STourPreview	<A,B,C,D,temp,stop>	-	presetposition.cgi	1.00	
STourPreviewCopy	<A,B,C,D>	-	presetposition.cgi	1.00	
STourMaxRecordTime	"<sec>"	presetposition	-	1.00	The maximum record time of the tour is acquired.
STour<X>RecordedTime	"<sec>"	presetposition	-	1.00	<X> is one character of A, B, C and D. The present record time of the tour is acquired.
PresetPos PresetPosImage1 PresetPosImage2	"<no>,<name>,<pan pos>,<tilt pos>, <zoom pos>,<focus pos><iris pos>,..."	presetposition	-	1.12	This CGI command acquires the name and position of the preset.

- The command which can't be used in each model is shown in the following table.

Model name	Unsupported commands (Preset position)
SNC-CH110	GroupAdd, GroupClear, GroupMake, GroupName, PresetAud, PresetDetection, PresetGroupRegist, PresetGroupRelation, PresetVMF, STour, STour<X>, STour<X>Period, STour<X>RecordedTime, STour<X>Schedule, STourMaxRecordTime, STourPreview, STourPreviewCopy, STourRecord, STourResume, STourRsmTime
SNC-CH120	GroupAdd, GroupClear, GroupMake, GroupName, PresetAud, PresetDetection, PresetGroupRegist, PresetGroupRelation, PresetVMF, STour, STour<X>, STour<X>Period, STour<X>RecordedTime, STour<X>Schedule, STourMaxRecordTime, STourPreview, STourPreviewCopy, STourRecord, STourResume, STourRsmTime
SNC-CH140	HomePosImage1, HomePosImage2, HomePosPropertyImage1, HomePosPropertyImage2, PresetCopy, PresetNameImage1, PresetNameImage2, PresetPosImage1, PresetPosImage2, PresetSensor1Image1, PresetSensor1Image2, PresetTamperingImage1, PresetTamperingImage2, STour, STour<X>, STour<X>Period, STour<X>RecordedTime, STour<X>Schedule, STourMaxRecordTime, STourPreview, STourPreviewCopy, STourRecord, STourResume, STourRsmTime, Tour<X>Image1, Tour<X>Image2, Tour<X>PeriodImage1, Tour<X>PeriodImage2, Tour<X>ScheduleImage1, Tour<X>ScheduleImage2, Tour<X>SequenceImage1, Tour<X>SequenceImage2, Tour<X>SpeedImage1, Tour<X>SpeedImage2, Tour<X>StaytimeImage1, Tour<X>StaytimeImage2, TourImage1, TourImage2, TourPreviewSequenceImage1, TourPreviewSequenceImage2, TourPreviewSpeedImage1, TourPreviewSpeedImage2, TourResumelImage1, TourResumelImage2, TourRsmTimelImage1, TourRsmTimelImage2

CGI Command Manual

SNC-CH160	GroupAdd, GroupClear, GroupMake, GroupName, PresetAud, PresetDetection, PresetGroupRegist, PresetGroupRelation, PresetVMF, STour, STour<X>, STour<X>Period, STour<X>RecordedTime, STour<X>Schedule, STourMaxRecordTime, STourPreview, STourPreviewCopy, STourRecord, STourResume, STourRsmTime
SNC-CH180	HomePosImage1, HomePosImage2, HomePosPropertyImage1, HomePosPropertyImage2, PresetCopy, PresetNameImage1, PresetNameImage2, PresetPosImage1, PresetPosImage2, PresetSensor1Image1, PresetSensor1Image2, PresetTamperingImage1, PresetTamperingImage2, STour, STour<X>, STour<X>Period, STour<X>RecordedTime, STour<X>Schedule, STourMaxRecordTime, STourPreview, STourPreviewCopy, STourRecord, STourResume, STourRsmTime, Tour<X>Image1, Tour<X>Image2, Tour<X>PeriodImage1, Tour<X>PeriodImage2, Tour<X>ScheduleImage1, Tour<X>ScheduleImage2, Tour<X>SequenceImage1, Tour<X>SequenceImage2, Tour<X>SpeedImage1, Tour<X>SpeedImage2, Tour<X>StaytimeImage1, Tour<X>StaytimeImage2, TourImage1, TourImage2, TourPreviewSequenceImage1, TourPreviewSequenceImage2, TourPreviewSpeedImage1, TourPreviewSpeedImage2, TourResumelImage1, TourResumelImage2, TourRsmTimeImage1, TourRsmTimeImage2
SNC-CH210	GroupAdd, GroupClear, GroupMake, GroupName, PresetAud, PresetDetection, PresetGroupRegist, PresetGroupRelation, PresetVMF, STour, STour<X>, STour<X>Period, STour<X>RecordedTime, STour<X>Schedule, STourMaxRecordTime, STourPreview, STourPreviewCopy, STourRecord, STourResume, STourRsmTime
SNC-CH220	GroupAdd, GroupClear, GroupMake, GroupName, PresetAud, PresetDetection, PresetGroupRegist, PresetGroupRelation, PresetVMF, STour, STour<X>, STour<X>Period, STour<X>RecordedTime, STour<X>Schedule, STourMaxRecordTime, STourPreview, STourPreviewCopy, STourRecord, STourResume, STourRsmTime
SNC-CH240	HomePosImage1, HomePosImage2, HomePosPropertyImage1, HomePosPropertyImage2, PresetCopy, PresetNameImage1, PresetNameImage2, PresetPosImage1, PresetPosImage2, PresetSensor1Image1, PresetSensor1Image2, PresetTamperingImage1, PresetTamperingImage2, STour, STour<X>, STour<X>Period, STour<X>RecordedTime, STour<X>Schedule, STourMaxRecordTime, STourPreview, STourPreviewCopy, STourRecord, STourResume, STourRsmTime, Tour<X>Image1, Tour<X>Image2, Tour<X>PeriodImage1, Tour<X>PeriodImage2, Tour<X>ScheduleImage1, Tour<X>ScheduleImage2, Tour<X>SequenceImage1, Tour<X>SequenceImage2, Tour<X>SpeedImage1, Tour<X>SpeedImage2, Tour<X>StaytimeImage1, Tour<X>StaytimeImage2, TourImage1, TourImage2, TourPreviewSequenceImage1, TourPreviewSequenceImage2, TourPreviewSpeedImage1, TourPreviewSpeedImage2, TourResumelImage1, TourResumelImage2, TourRsmTimeImage1, TourRsmTimeImage2
SNC-CH260	GroupAdd, GroupClear, GroupMake, GroupName, PresetAud, PresetDetection, PresetGroupRegist, PresetGroupRelation, PresetVMF, STour, STour<X>, STour<X>Period, STour<X>RecordedTime, STour<X>Schedule, STourMaxRecordTime, STourPreview, STourPreviewCopy, STourRecord, STourResume, STourRsmTime

SNC-CH280	HomePosImage1, HomePosImage2, HomePosPropertyImage1, HomePosPropertyImage2, PresetCopy, PresetNameImage1, PresetNameImage2, PresetPosImage1, PresetPosImage2, PresetSensor1Image1, PresetSensor1Image2, PresetTamperingImage1, PresetTamperingImage2, STour, STour<X>, STour<X>Period, STour<X>RecordedTime, STour<X>Schedule, STourMaxRecordTime, STourPreview, STourPreviewCopy, STourRecord, STourResume, STourRsmTime, Tour<X>Image1, Tour<X>Image2, Tour<X>PeriodImage1, Tour<X>PeriodImage2, Tour<X>ScheduleImage1, Tour<X>ScheduleImage2, Tour<X>SequenceImage1, Tour<X>SequenceImage2, Tour<X>SpeedImage1, Tour<X>SpeedImage2, Tour<X>StaytimeImage1, Tour<X>StaytimeImage2, TourImage1, TourImage2, TourPreviewSequenceImage1, TourPreviewSequenceImage2, TourPreviewSpeedImage1, TourPreviewSpeedImage2, TourResumelImage1, TourResumelImage2, TourRsmTimeImage1, TourRsmTimeImage2
SNC-DH110/110T	GroupAdd, GroupClear, GroupMake, GroupName, PresetAud, PresetDetection, PresetGroupRegist, PresetGroupRelation, PresetVMF, STour, STour<X>, STour<X>Period, STour<X>RecordedTime, STour<X>Schedule, STourMaxRecordTime, STourPreview, STourPreviewCopy, STourRecord, STourResume, STourRsmTime
SNC-DH120	GroupAdd, GroupClear, GroupMake, GroupName, PresetAud, PresetDetection, PresetGroupRegist, PresetGroupRelation, PresetSensor1Image1, PresetSensor1Image2, PresetSensor<Al>, PresetVMF, STour, STour<X>, STour<X>Period, STour<X>RecordedTime, STour<X>Schedule, STourMaxRecordTime, STourPreview, STourPreviewCopy, STourRecord, STourResume, STourRsmTime
SNC-DH120T	GroupAdd, GroupClear, GroupMake, GroupName, PresetAud, PresetDetection, PresetGroupRegist, PresetGroupRelation, PresetVMF, STour, STour<X>, STour<X>Period, STour<X>RecordedTime, STour<X>Schedule, STourMaxRecordTime, STourPreview, STourPreviewCopy, STourRecord, STourResume, STourRsmTime
SNC-DH140/140T	HomePosImage1, HomePosImage2, HomePosPropertyImage1, HomePosPropertyImage2, PresetCopy, PresetNameImage1, PresetNameImage2, PresetPosImage1, PresetPosImage2, PresetSensor1Image1, PresetSensor1Image2, PresetTamperingImage1, PresetTamperingImage2, STour, STour<X>, STour<X>Period, STour<X>RecordedTime, STour<X>Schedule, STourMaxRecordTime, STourPreview, STourPreviewCopy, STourRecord, STourResume, STourRsmTime, Tour<X>Image1, Tour<X>Image2, Tour<X>PeriodImage1, Tour<X>PeriodImage2, Tour<X>ScheduleImage1, Tour<X>ScheduleImage2, Tour<X>SequenceImage1, Tour<X>SequenceImage2, Tour<X>SpeedImage1, Tour<X>SpeedImage2, Tour<X>StaytimeImage1, Tour<X>StaytimeImage2, TourImage1, TourImage2, TourPreviewSequenceImage1, TourPreviewSequenceImage2, TourPreviewSpeedImage1, TourPreviewSpeedImage2, TourResumelImage1, TourResumelImage2, TourRsmTimeImage1, TourRsmTimeImage2
SNC-DH160	GroupAdd, GroupClear, GroupMake, GroupName, PresetAud, PresetDetection, PresetGroupRegist, PresetGroupRelation, PresetVMF, STour, STour<X>, STour<X>Period, STour<X>RecordedTime, STour<X>Schedule, STourMaxRecordTime, STourPreview, STourPreviewCopy, STourRecord, STourResume, STourRsmTime

CGI Command Manual

SNC-DH180	HomePosImage1, HomePosImage2, HomePosPropertyImage1, HomePosPropertyImage2, PresetCopy, PresetNameImage1, PresetNameImage2, PresetPosImage1, PresetPosImage2, PresetSensor1Image1, PresetSensor1Image2, PresetTamperingImage1, PresetTamperingImage2, STour, STour<X>, STour<X>Period, STour<X>RecordedTime, STour<X>Schedule, STourMaxRecordTime, STourPreview, STourPreviewCopy, STourRecord, STourResume, STourRsmTime, Tour<X>Image1, Tour<X>Image2, Tour<X>PeriodImage1, Tour<X>PeriodImage2, Tour<X>ScheduleImage1, Tour<X>ScheduleImage2, Tour<X>SequenceImage1, Tour<X>SequenceImage2, Tour<X>SpeedImage1, Tour<X>SpeedImage2, Tour<X>StaytimeImage1, Tour<X>StaytimeImage2, TourImage1, TourImage2, TourPreviewSequenceImage1, TourPreviewSequenceImage2, TourPreviewSpeedImage1, TourPreviewSpeedImage2, TourResumelImage1, TourResumelImage2, TourRsmTimeImage1, TourRsmTimeImage2
SNC-DH210/210T	GroupAdd, GroupClear, GroupMake, GroupName, PresetAud, PresetDetection, PresetGroupRegist, PresetGroupRelation, PresetVMF, STour, STour<X>, STour<X>Period, STour<X>RecordedTime, STour<X>Schedule, STourMaxRecordTime, STourPreview, STourPreviewCopy, STourRecord, STourResume, STourRsmTime
SNC-DH220	GroupAdd, GroupClear, GroupMake, GroupName, PresetAud, PresetDetection, PresetGroupRegist, PresetGroupRelation, PresetSensor1Image1, PresetSensor1Image2, PresetSensor<Al>, PresetVMF, STour, STour<X>, STour<X>Period, STour<X>RecordedTime, STour<X>Schedule, STourMaxRecordTime, STourPreview, STourPreviewCopy, STourRecord, STourResume, STourRsmTime
SNC-DH220T	GroupAdd, GroupClear, GroupMake, GroupName, PresetAud, PresetDetection, PresetGroupRegist, PresetGroupRelation, PresetVMF, STour, STour<X>, STour<X>Period, STour<X>RecordedTime, STour<X>Schedule, STourMaxRecordTime, STourPreview, STourPreviewCopy, STourRecord, STourResume, STourRsmTime
SNC-DH240/240T	HomePosImage1, HomePosImage2, HomePosPropertyImage1, HomePosPropertyImage2, PresetCopy, PresetNameImage1, PresetNameImage2, PresetPosImage1, PresetPosImage2, PresetSensor1Image1, PresetSensor1Image2, PresetTamperingImage1, PresetTamperingImage2, STour, STour<X>, STour<X>Period, STour<X>RecordedTime, STour<X>Schedule, STourMaxRecordTime, STourPreview, STourPreviewCopy, STourRecord, STourResume, STourRsmTime, Tour<X>Image1, Tour<X>Image2, Tour<X>PeriodImage1, Tour<X>PeriodImage2, Tour<X>ScheduleImage1, Tour<X>ScheduleImage2, Tour<X>SequenceImage1, Tour<X>SequenceImage2, Tour<X>SpeedImage1, Tour<X>SpeedImage2, Tour<X>StaytimeImage1, Tour<X>StaytimeImage2, TourImage1, TourImage2, TourPreviewSequenceImage1, TourPreviewSequenceImage2, TourPreviewSpeedImage1, TourPreviewSpeedImage2, TourResumelImage1, TourResumelImage2, TourRsmTimeImage1, TourRsmTimeImage2
SNC-DH260	GroupAdd, GroupClear, GroupMake, GroupName, PresetAud, PresetDetection, PresetGroupRegist, PresetGroupRelation, PresetVMF, STour, STour<X>, STour<X>Period, STour<X>RecordedTime, STour<X>Schedule, STourMaxRecordTime, STourPreview, STourPreviewCopy, STourRecord, STourResume, STourRsmTime

CGI Command Manual

SNC-DH280	HomePosImage1, HomePosImage2, HomePosPropertyImage1, HomePosPropertyImage2, PresetCopy, PresetNameImage1, PresetNameImage2, PresetPosImage1, PresetPosImage2, PresetSensor1Image1, PresetSensor1Image2, PresetTamperingImage1, PresetTamperingImage2, STour, STour<X>, STour<X>Period, STour<X>RecordedTime, STour<X>Schedule, STourMaxRecordTime, STourPreview, STourPreviewCopy, STourRecord, STourResume, STourRsmTime, Tour<X>Image1, Tour<X>Image2, Tour<X>PeriodImage1, Tour<X>PeriodImage2, Tour<X>ScheduleImage1, Tour<X>ScheduleImage2, Tour<X>SequenceImage1, Tour<X>SequenceImage2, Tour<X>SpeedImage1, Tour<X>SpeedImage2, Tour<X>StaytimeImage1, Tour<X>StaytimeImage2, TourImage1, TourImage2, TourPreviewSequenceImage1, TourPreviewSequenceImage2, TourPreviewSpeedImage1, TourPreviewSpeedImage2, TourResumelImage1, TourResumelImage2, TourRsmTimeImage1, TourRsmTimeImage2
SNC-RH124/164	HomePosImage1, HomePosImage2, HomePosPropertyImage1, HomePosPropertyImage2, PresetCopy, PresetNameImage1, PresetNameImage2, PresetPosImage1, PresetPosImage2, PresetSensor1Image1, PresetSensor1Image2, PresetTamperingImage1, PresetTamperingImage2, Tour<X>Image1, Tour<X>Image2, Tour<X>PeriodImage1, Tour<X>PeriodImage2, Tour<X>ScheduleImage1, Tour<X>ScheduleImage2, Tour<X>SequenceImage1, Tour<X>SequenceImage2, Tour<X>SpeedImage1, Tour<X>SpeedImage2, Tour<X>StaytimeImage1, Tour<X>StaytimeImage2, TourImage1, TourImage2, TourPreviewSequenceImage1, TourPreviewSequenceImage2, TourPreviewSpeedImage1, TourPreviewSpeedImage2, TourResumelImage1, TourResumelImage2, TourRsmTimeImage1, TourRsmTimeImage2
SNC-RS44/46/84/86	HomePosImage1, HomePosImage2, HomePosPropertyImage1, HomePosPropertyImage2, PresetCopy, PresetNameImage1, PresetNameImage2, PresetPosImage1, PresetPosImage2, PresetSensor1Image1, PresetSensor1Image2, PresetTamperingImage1, PresetTamperingImage2, Tour<X>Image1, Tour<X>Image2, Tour<X>PeriodImage1, Tour<X>PeriodImage2, Tour<X>ScheduleImage1, Tour<X>ScheduleImage2, Tour<X>SequenceImage1, Tour<X>SequenceImage2, Tour<X>SpeedImage1, Tour<X>SpeedImage2, Tour<X>StaytimeImage1, Tour<X>StaytimeImage2, TourImage1, TourImage2, TourPreviewSequenceImage1, TourPreviewSequenceImage2, TourPreviewSpeedImage1, TourPreviewSpeedImage2, TourResumelImage1, TourResumelImage2, TourRsmTimeImage1, TourRsmTimeImage2
SNT-EP104	All Preset position CGI commands.
SNT-EP154	All Preset position CGI commands.
SNT-EX101/101E	HomePosImage1, HomePosImage2, HomePosPropertyImage1, HomePosPropertyImage2, PresetCopy, PresetNameImage1, PresetNameImage2, PresetPosImage1, PresetPosImage2, PresetSensor1Image1, PresetSensor1Image2, PresetTamperingImage1, PresetTamperingImage2, Tour<X>Image1, Tour<X>Image2, Tour<X>PeriodImage1, Tour<X>PeriodImage2, Tour<X>ScheduleImage1, Tour<X>ScheduleImage2, Tour<X>SequenceImage1, Tour<X>SequenceImage2, Tour<X>SpeedImage1, Tour<X>SpeedImage2, Tour<X>StaytimeImage1, Tour<X>StaytimeImage2, TourImage1, TourImage2, TourPreviewSequenceImage1, TourPreviewSequenceImage2, TourPreviewSpeedImage1,

CGI Command Manual

	TourPreviewSpeedImage2, TourResumelImage1, TourResumelImage2, TourRsmTimelImage1, TourRsmTimelImage2
SNT-EX104	HomePosImage1, HomePosImage2, HomePosPropertyImage1, HomePosPropertyImage2, PresetCopy, PresetNameImage1, PresetNameImage2, PresetPosImage1, PresetPosImage2, PresetSensor1Image1, PresetSensor1Image2, PresetTamperingImage1, PresetTamperingImage2, Tour<X>Image1, Tour<X>Image2, Tour<X>PeriodImage1, Tour<X>PeriodImage2, Tour<X>ScheduleImage1, Tour<X>ScheduleImage2, Tour<X>SequencelImage1, Tour<X>SequencelImage2, Tour<X>SpeedImage1, Tour<X>SpeedImage2, Tour<X>StaytimelImage1, Tour<X>StaytimelImage2, TourImage1, TourImage2, TourPreviewSequencelImage1, TourPreviewSequencelImage2, TourPreviewSpeedImage1, TourPreviewSpeedImage2, TourResumelImage1, TourResumelImage2, TourRsmTimelImage1, TourRsmTimelImage2
SNT-EX154	HomePosImage1, HomePosImage2, HomePosPropertyImage1, HomePosPropertyImage2, PresetCopy, PresetNameImage1, PresetNameImage2, PresetPosImage1, PresetPosImage2, PresetSensor1Image1, PresetSensor1Image2, PresetTamperingImage1, PresetTamperingImage2, Tour<X>Image1, Tour<X>Image2, Tour<X>PeriodImage1, Tour<X>PeriodImage2, Tour<X>ScheduleImage1, Tour<X>ScheduleImage2, Tour<X>SequencelImage1, Tour<X>SequencelImage2, Tour<X>SpeedImage1, Tour<X>SpeedImage2, Tour<X>StaytimelImage1, Tour<X>StaytimelImage2, TourImage1, TourImage2, TourPreviewSequencelImage1, TourPreviewSequencelImage2, TourPreviewSpeedImage1, TourPreviewSpeedImage2, TourResumelImage1, TourResumelImage2, TourRsmTimelImage1, TourRsmTimelImage2

- SNT-EX101/104/154 can use the following CGI when a connected analog camera supports it.
 - ◆ HomePos, HomePosProperty, PresetSet, PresetCall, PresetClear, PresetName, GroupAdd, GroupMake, GroupName, GroupClear, PresetGroupRegist, PresetGroupRelation, PresetThumbnailClear, Delete

11.21 FTP client

Parameter	Value	InqParm	SetCGI	Ver	Note
FtpClientFunc	"on"/"off"	ftpclient	ftpclient.cgi	1.00	Enable or disable the FTP client function.
FcServerName	"<server name>"	ftpclient	ftpclient.cgi	1.00	Set FTP server name.
FcUserName	"<text>"	ftpclient	ftpclient.cgi	1.00	Set user of FTP server.
FcPassword	"<text>"	ftpclient	ftpclient.cgi	1.00	Set password of FTP server.
FcPassive	"on"/"off"	ftpclient	ftpclient.cgi	1.00	Enable or disable the passive FTP.
FcStoreMode	"overwrite"/"rename"	ftpclient	ftpclient.cgi	1.00	

CGI Command Manual

FcAlmFunc	"on"/"off"	ftpclient	ftpclient.cgi	1.00	
FcAlmRemotePath	"<text>"	ftpclient	ftpclient.cgi	1.00	
FcAlmAssignedName	"<text>"	ftpclient	ftpclient.cgi	1.00	
FcAlmSuffix	"date"/"seq"	ftpclient	ftpclient.cgi	1.00	
FcAlmDetection	"on"/"off"	ftpclient	ftpclient.cgi	1.00	Object Detection or Lite Object Detection becomes a trigger when this is set up in on.
FcAlmVmf	"on"/"off"	ftpclient	ftpclient.cgi	1.00	
FcAlmTampering	"on"/"off"	ftpclient	ftpclient.cgi	1.00	
FcAlmSensor<AI>	"on"/"off"	ftpclient	ftpclient.cgi	1.00	
FcAlmBuffer	"on"/"off"	ftpclient	ftpclient.cgi	1.00	
FcAlmAud	"on"/"off"	ftpclient	ftpclient.cgi	1.10	
FcAlmPeriod	"always"/"schedule"	ftpclient	ftpclient.cgi	1.00	
FcAlmSchedule	"<schedule>"	ftpclient	ftpclient.cgi	1.00	
FcAlmImage1	"on"/"off"	ftpclient	ftpclient.cgi	1.12	
FcAlmImage2	"on"/"off"	ftpclient	ftpclient.cgi	1.12	
SeqClear	"ftp-alarm"	-	etc.cgi	1.00	
FcPeriodicalFunc	"on"/"off"	ftpclient	ftpclient.cgi	1.00	
FcPrdRemotePath	"<text>"	ftpclient	ftpclient.cgi	1.00	
FcPrdAssignedName	"<text>"	ftpclient	ftpclient.cgi	1.00	
FcPrdSuffix	"none"/"date"/"seq"	ftpclient	ftpclient.cgi	1.00	
FcPrdMode	"period"/"synctour"	ftpclient	ftpclient.cgi	1.00	
FcPrdPeriod	"always"/"schedule"	ftpclient	ftpclient.cgi	1.00	
FcPrdSchedule	"<schedule>"	ftpclient	ftpclient.cgi	1.00	
FcPrdInterval	"<interval time>"	ftpclient	ftpclient.cgi	1.00	<interval time> is specified in form of HHMMSS (hours, minutes, seconds, two-digit each).

CGI Command Manual

FcPrdImage1	"on"/"off"	ftpclient	ftpclient.cgi	1.12	
FcPrdImage2	"on"/"off"	ftpclient	ftpclient.cgi	1.12	
SeqClear	"ftp-periodical"	-	etc.cgi	1.00	
FcManualFunc	"on"/"off"	ftpclient	ftpclient.cgi	1.00	
FcManRemotePath	"<text>"	ftpclient	ftpclient.cgi	1.00	
FcManAssignedName	"<text>"	ftpclient	ftpclient.cgi	1.00	
FcManSuffix	"none"/"date"/"seq"	ftpclient	ftpclient.cgi	1.00	
SeqClear	"ftp-manual"	-	etc.cgi	1.00	

- The command which can't be used in each model is shown in the following table.

Model name	Unsupported commands (FTP client)
SNC-CH110	FcAlmAud, FcAlmBuffer, FcAlmVmf
SNC-CH120	FcAlmAud, FcAlmBuffer, FcAlmVmf
SNC-CH140	FcAlmImage1, FcAlmImage2, FcPrdImage1, FcPrdImage2
SNC-CH160	FcAlmAud, FcAlmBuffer, FcAlmVmf
SNC-CH180	FcAlmImage1, FcAlmImage2, FcPrdImage1, FcPrdImage2
SNC-CH210	FcAlmAud, FcAlmBuffer, FcAlmVmf
SNC-CH220	FcAlmAud, FcAlmBuffer, FcAlmVmf
SNC-CH240	FcAlmImage1, FcAlmImage2, FcPrdImage1, FcPrdImage2
SNC-CH260	FcAlmAud, FcAlmBuffer, FcAlmVmf
SNC-CH280	FcAlmImage1, FcAlmImage2, FcPrdImage1, FcPrdImage2
SNC-DH110/110T	FcAlmAud, FcAlmBuffer, FcAlmVmf
SNC-DH120	FcAlmAud, FcAlmBuffer, FcAlmSensor<AI>, FcAlmVmf
SNC-DH120T	FcAlmAud, FcAlmBuffer, FcAlmVmf
SNC-DH140/140T	FcAlmImage1, FcAlmImage2, FcPrdImage1, FcPrdImage2
SNC-DH160	FcAlmAud, FcAlmBuffer, FcAlmVmf

CGI Command Manual

SNC-DH180	FcAlmImage1, FcAlmImage2, FcPrdImage1, FcPrdImage2
SNC-DH210/210T	FcAlmAud, FcAlmBuffer, FcAlmVmf
SNC-DH220	FcAlmAud, FcAlmBuffer, FcAlmSensor<Al>, FcAlmVmf
SNC-DH220T	FcAlmAud, FcAlmBuffer, FcAlmVmf
SNC-DH240/240T	FcAlmImage1, FcAlmImage2, FcPrdImage1, FcPrdImage2
SNC-DH260	FcAlmAud, FcAlmBuffer, FcAlmVmf
SNC-DH280	FcAlmImage1, FcAlmImage2, FcPrdImage1, FcPrdImage2
SNC-RH124/164	FcAlmImage1, FcAlmImage2, FcPrdImage1, FcPrdImage2
SNC-RS44/46/84/86	FcAlmImage1, FcAlmImage2, FcPrdImage1, FcPrdImage2
SNT-EP104	FcAlmAud, FcAlmImage1, FcAlmImage2, FcAlmSensor<Al>, FcPrdImage1, FcPrdImage2, FcAlmTampering, FcAlmVmf
SNT-EP154	FcAlmAud, FcAlmImage1, FcAlmImage2, FcAlmSensor<Al>, FcPrdImage1, FcPrdImage2, FcAlmTampering, FcAlmVmf
SNT-EX101/101E	FcAlmImage1, FcAlmImage2, FcPrdImage1, FcPrdImage2
SNT-EX104	FcAlmImage1, FcAlmImage2, FcPrdImage1, FcPrdImage2
SNT-EX154	FcAlmImage1, FcAlmImage2, FcPrdImage1, FcPrdImage2

11.22 FTP server

Parameter	Value	InqParm	SetCGI	Ver	Note
FtpServerFunc	"on"/"off"	ftpserver	ftpserver.cgi	1.00	Enable or disable the FTP server function.
FsRootDir	"builtin"/"a-slot"	ftpserver	ftpserver.cgi	1.00	Following models have "a-slot" function. SNC-RH124/164 SNC-RS44/46/84/86 SNC-CH140/180/240/280 SNT-EX101/101E/104

11.23 SMTP

Parameter	Value	InqParm	SetCGI	Ver	Note
SmtFunc	"on"/"off"	smtp	smtp.cgi	1.00	
SmtPort	"25"to"65535"	smtp	smtp.cgi	1.00	
PopPort	"110"to"65535"	smtp	smtp.cgi	1.00	
SmServerName	"<server name>"	smtp	smtp.cgi	1.00	
SmAuthenMode	"none"/"smtp"/"pop"/"smtp-pop"	smtp	smtp.cgi	1.00	
SmPopMode	"pop3"/"apop"	smtp	smtp.cgi	1.00	
SmPopAfterWaitTime	"0"to"10000"	smtp	smtp.cgi	1.00	
SmAthPopServerName	"<server name>"	smtp	smtp.cgi	1.00	
SmAuthMode	"login"/"cram-md5"	smtp	smtp.cgi	1.00	
SmAthUserName	"<text>"	smtp	smtp.cgi	1.00	
SmAthPassword	"<text>"	smtp	smtp.cgi	1.00	
SmTLS	"on"/"off"	smtp	smtp.cgi	1.00	
SmTlsStart	"on"/"off"	smtp	smtp.cgi	1.00	
SmRcptToAddr<n>	"<e-mail addr>"	smtp	smtp.cgi	1.00	<n> is the integer of 1 - 3.
SmAdminAddr	"<e-mail addr>"	smtp	smtp.cgi	1.00	
SmSubject	"<text>"	smtp	smtp.cgi	1.00	
SmMessage	"<text>"	smtp	smtp.cgi	1.00	
SmAlmFunc	"on"/"off"	smtp	smtp.cgi	1.00	
SmAlmFileAttach	"on"/"off"	smtp	smtp.cgi	1.00	
SmAlmAssignedName	"<text>"	smtp	smtp.cgi	1.00	
SmAlmSuffix	"none"/"date"/"seq"	smtp	smtp.cgi	1.00	
SmAlmDetection	"on"/"off"	smtp	smtp.cgi	1.00	
SmAlmVmf	"on"/"off"	smtp	smtp.cgi	1.00	

CGI Command Manual

SmAlmTampering	"on"/"off"	smtp	smtp.cgi	1.00	
SmAlmSensor<Al>	"on"/"off"	smtp	smtp.cgi	1.00	
SmAlmAud	"on"/"off"	smtp	smtp.cgi	1.10	
SmAlmPeriod	"always"/"schedule"	smtp	smtp.cgi	1.00	
SmAlmSchedule	"<schedule>"	smtp	smtp.cgi	1.00	
SmAlmImage1	"on"/"off"	smtp	smtp.cgi	1.12	
SmAlmImage2	"on"/"off"	smtp	smtp.cgi	1.12	
SmPeriodicalFunc	"on"/"off"	smtp	smtp.cgi	1.00	
SmPrdAssignedName	"<text>"	smtp	smtp.cgi	1.00	
SmPrdSuffix	"none"/"date"/"seq"	smtp	smtp.cgi	1.00	
SmPrdPeriod	"always"/"schedule"	smtp	smtp.cgi	1.00	
SmPrdSchedule	"<schedule>"	smtp	smtp.cgi	1.00	
SmPrdInterval	"<interval time>"	smtp	smtp.cgi	1.00	<interval time> is specified in form of HHMMSS (hours, minutes, seconds, two-digit each).
SmPrdImage1	"on"/"off"	smtp	smtp.cgi	1.12	
SmPrdImage2	"on"/"off"	smtp	smtp.cgi	1.12	
SmManualFunc	"on"/"off"	smtp	smtp.cgi	1.00	
SmManAssignedName	"<text>"	smtp	smtp.cgi	1.00	
SmManSuffix	"none"/"date"/"seq"	smtp	smtp.cgi	1.00	
SeqClear	"smtp-alarm" / "smtp-periodical" / "smtp-manual"	-	etc.cgi	1.00	
SmEmgFunc	"on"/"off"	smtp	smtp.cgi	1.10	Alarm notice by E-mail is made effective.
SmEmgNotifyCyclic	"on"/"off"	smtp	smtp.cgi	1.10	Periodic notice is made effective. A notice interval is set up with SmEngInterval.
SmEmgFanDetect	"on"/"off"	smtp	smtp.cgi	1.10	It is informed when a fan breaks down.
SmEmgVideoDetect	"on"/"off"	smtp	smtp.cgi	1.10	It is informed when video input is stopped.

CGI Command Manual

SmEmgPowerDetect	"on"/"off"	smtp	smtp.cgi	1.10	It is informed of the change of the power supply. It can use only with SNT-EX154 and SNT-EP154.
SmEmgInterval	"<interval time>"	smtp	smtp.cgi	1.10	It is the notice interval when SmEmgNotifyCyclic is turned on. It is specified with hhhmss.
SmEmgRcptAddr	"<e-mail addr>"	smtp	smtp.cgi	1.10	It is the recipient of the alarm notice.
SmEmgAdminAddr	"<e-mail addr>"	smtp	smtp.cgi	1.10	It is the sender of the alarm notice.

- The command which can't be used in each model is shown in the following table.

Model name	Unsupported commands (SMTP)
SNC-CH110	SmAlmAud, SmAlmVmf, SmEmgAdminAddr, SmEmgFanDetect, SmEmgFunc, SmEmgInterval, SmEmgNotifyCyclic, SmEmgPowerDetect, SmEmgRcptAddr, SmEmgVideoDetect
SNC-CH120	SmAlmAud, SmAlmVmf, SmEmgAdminAddr, SmEmgFanDetect, SmEmgFunc, SmEmgNotifyCyclic, SmEmgInterval, SmEmgPowerDetect, SmEmgRcptAddr, SmEmgVideoDetect
SNC-CH140	SmAlmImage1, SmAlmImage2, SmEmgAdminAddr, SmEmgFanDetect, SmEmgFunc, SmEmgInterval, SmEmgNotifyCyclic, SmEmgPowerDetect, SmEmgRcptAddr, SmEmgVideoDetect, SmPrdImage1, SmPrdImage2
SNC-CH160	SmAlmAud, SmAlmVmf, SmEmgAdminAddr, SmEmgFanDetect, SmEmgFunc, SmEmgInterval, SmEmgNotifyCyclic, SmEmgPowerDetect, SmEmgRcptAddr, SmEmgVideoDetect
SNC-CH180	SmAlmImage1, SmAlmImage2, SmEmgAdminAddr, SmEmgFanDetect, SmEmgFunc, SmEmgInterval, SmEmgNotifyCyclic, SmEmgPowerDetect, SmEmgRcptAddr, SmEmgVideoDetect, SmPrdImage1, SmPrdImage2
SNC-CH210	SmAlmAud, SmAlmVmf, SmEmgAdminAddr, SmEmgFanDetect, SmEmgFunc, SmEmgInterval, SmEmgNotifyCyclic, SmEmgPowerDetect, SmEmgRcptAddr, SmEmgVideoDetect
SNC-CH220	SmAlmAud, SmAlmVmf, SmEmgAdminAddr, SmEmgFanDetect, SmEmgFunc, SmEmgInterval, SmEmgNotifyCyclic, SmEmgPowerDetect, SmEmgRcptAddr, SmEmgVideoDetect
SNC-CH240	SmAlmImage1, SmAlmImage2, SmEmgAdminAddr, SmEmgFanDetect, SmEmgFunc, SmEmgInterval, SmEmgNotifyCyclic, SmEmgPowerDetect, SmEmgRcptAddr, SmEmgVideoDetect, SmPrdImage1, SmPrdImage2
SNC-CH260	SmAlmAud, SmAlmVmf, SmEmgAdminAddr, SmEmgFanDetect, SmEmgFunc, SmEmgInterval, SmEmgNotifyCyclic, SmEmgPowerDetect,

CGI Command Manual

	SmEmgRcptAddr, SmEmgVideoDetect
SNC-CH280	SmAlmImage1, SmAlmImage2, SmEmgAdminAddr, SmEmgFanDetect, SmEmgFunc, SmEmgInterval, SmEmgNotifyCyclic, SmEmgPowerDetect, SmEmgRcptAddr, SmEmgVideoDetect, SmPrdImage1, SmPrdImage2
SNC-DH110/110T	SmAlmAud, SmAlmVmf, SmEmgAdminAddr, SmEmgFanDetect, SmEmgFunc, SmEmgInterval, SmEmgNotifyCyclic, SmEmgPowerDetect, SmEmgRcptAddr, SmEmgVideoDetect
SNC-DH120	SmAlmAud, SmAlmSensor<AI>, SmAlmVmf, SmEmgAdminAddr, SmEmgFanDetect, SmEmgFunc, SmEmgInterval, SmEmgNotifyCyclic, SmEmgPowerDetect, SmEmgRcptAddr, SmEmgVideoDetect
SNC-DH120T	SmAlmAud, SmAlmVmf, SmEmgAdminAddr, SmEmgFanDetect, SmEmgFunc, SmEmgInterval, SmEmgNotifyCyclic, SmEmgPowerDetect, SmEmgRcptAddr, SmEmgVideoDetect
SNC-DH140/140T	SmAlmImage1, SmAlmImage2, SmEmgAdminAddr, SmEmgFanDetect, SmEmgFunc, SmEmgInterval, SmEmgNotifyCyclic, SmEmgPowerDetect, SmEmgRcptAddr, SmEmgVideoDetect, SmPrdImage1, SmPrdImage2
SNC-DH160	SmAlmAud, SmAlmVmf, SmEmgAdminAddr, SmEmgFanDetect, SmEmgFunc, SmEmgInterval, SmEmgNotifyCyclic, SmEmgPowerDetect, SmEmgRcptAddr, SmEmgVideoDetect
SNC-DH180	SmAlmImage1, SmAlmImage2, SmEmgAdminAddr, SmEmgFanDetect, SmEmgFunc, SmEmgInterval, SmEmgNotifyCyclic, SmEmgPowerDetect, SmEmgRcptAddr, SmEmgVideoDetect, SmPrdImage1, SmPrdImage2
SNC-DH210/210T	SmAlmAud, SmAlmVmf, SmEmgAdminAddr, SmEmgFanDetect, SmEmgFunc, SmEmgInterval, SmEmgNotifyCyclic, SmEmgPowerDetect, SmEmgRcptAddr, SmEmgVideoDetect
SNC-DH220	SmAlmAud, SmAlmSensor<AI>, SmAlmVmf, SmEmgAdminAddr, SmEmgFanDetect, SmEmgFunc, SmEmgInterval, SmEmgNotifyCyclic, SmEmgPowerDetect, SmEmgRcptAddr, SmEmgVideoDetect
SNC-DH220T	SmAlmAud, SmAlmVmf, SmEmgAdminAddr, SmEmgFanDetect, SmEmgFunc, SmEmgInterval, SmEmgNotifyCyclic, SmEmgPowerDetect, SmEmgRcptAddr, SmEmgVideoDetect
SNC-DH240/240T	SmAlmImage1, SmAlmImage2, SmEmgAdminAddr, SmEmgFanDetect, SmEmgFunc, SmEmgInterval, SmEmgNotifyCyclic, SmEmgPowerDetect, SmEmgRcptAddr, SmEmgVideoDetect, SmPrdImage1, SmPrdImage2
SNC-DH260	SmAlmAud, SmAlmVmf, SmEmgAdminAddr, SmEmgFanDetect, SmEmgFunc, SmEmgInterval, SmEmgNotifyCyclic, SmEmgPowerDetect, SmEmgRcptAddr, SmEmgVideoDetect
SNC-DH280	SmAlmImage1, SmAlmImage2, SmEmgAdminAddr, SmEmgFanDetect, SmEmgFunc, SmEmgInterval, SmEmgNotifyCyclic, SmEmgPowerDetect,

CGI Command Manual

	SmEmgRcptAddr, SmEmgVideoDetect, SmPrdImage1, SmPrdImage2
SNC-RH124/164	SmAlmImage1, SmAlmImage2, SmEmgPowerDetect, SmPrdImage1, SmPrdImage2
SNC-RS44/46/84/86	SmAlmImage1, SmAlmImage2, SmEmgPowerDetect, SmPrdImage1, SmPrdImage2
SNT-EP104	SmAlmImage1, SmAlmImage2, SmAlmAud, SmAlmSensor<AI>, SmAlmTampering, SmAlmVmf, SmEmgFanDetect, SmEmgPowerDetect, SmPrdImage1, SmPrdImage2
SNT-EP154	SmAlmImage1, SmAlmImage2, SmAlmAud, SmAlmSensor<AI>, SmAlmTampering, SmAlmVmf, SmPrdImage1, SmPrdImage2
SNT-EX101/101E	SmAlmImage1, SmAlmImage2, SmEmgFanDetect, SmEmgPowerDetect, SmPrdImage1, SmPrdImage2
SNT-EX104	SmAlmImage1, SmAlmImage2, SmEmgFanDetect, SmEmgPowerDetect, SmPrdImage1, SmPrdImage2
SNT-EX154	SmAlmImage1, SmAlmImage2, SmPrdImage1, SmPrdImage2

11.24 Image memory

Parameter	Value	InqParm	SetCGI	Ver	Note
ImageMemoryFunc	"on"/"off"	imagememory	imagememory.cgi	1.00	Enable or disable
ImDrive	"a-slot"/"builtin"	imagememory	imagememory.cgi	1.00	a-slot: The slot of the memory which can be removed. builtin: A built-in memory "a-slot" is effective in the following model. SNC-RH124/164, SNC-RS44/46/84/86 SNC-CH140/240/280, SNC-CH180, SNT-EX101/101E/104
ImOverWrite	"on"/"off"	imagememory	imagememory.cgi	1.00	Enable or disable
ImCapWarn	"on"/"off"	imagememory	imagememory.cgi	1.00	Enable or disable
SmServerName	"<server name>"	smtp	smtp.cgi	1.00	Identical as the SMTP
SmAuthenMode	"none"/"smtp"/"pop"/"smtp-pop"	smtp	smtp.cgi	1.00	Identical as the SMTP
SmAthPopServerName	"<server name>"	smtp	smtp.cgi	1.00	Identical as the SMTP
SmAthUserName	"<text>"	smtp	smtp.cgi	1.00	Identical as the SMTP

CGI Command Manual

SmAthPassword	"<text>"	smtp	smtp.cgi	1.00	Identical as the SMTP
ImCapWarnRcptAddr	"<e-mail addr>"	imagememory	imagememory.cgi	1.00	
ImCapWarnFromAddr	"<e-mail addr>"	imagememory	imagememory.cgi	1.00	
ImAlarmFunc	"on"/"off"	imagememory	imagememory.cgi	1.00	
ImAlmAssignedName	"<text>"	imagememory	imagememory.cgi	1.00	
ImAlmSuffix	"date"/"seq"	imagememory	imagememory.cgi	1.00	
ImAlmDetection	"on"/"off"	imagememory	imagememory.cgi	1.00	
ImAlmVmf	"on"/"off"	imagememory	imagememory.cgi	1.00	
ImAlmTampering	"on"/"off"	imagememory	imagememory.cgi	1.00	
ImAlmSensor<AI>	"on"/"off"	imagememory	imagememory.cgi	1.00	
ImAlmAud	"on"/"off"	imagememory	imagememory.cgi	1.10	
ImAlmPeriod	"always"/"schedule"	imagememory	imagememory.cgi	1.00	
ImAlmSchedule	"<schedule>"	imagememory	imagememory.cgi	1.00	
ImAlmBuffer	"on"/"off"	imagememory	imagememory.cgi	1.00	
ImPeriodicalFunc	"on"/"off"	imagememory	imagememory.cgi	1.00	
ImPrdAssignedName	"<text>"	imagememory	imagememory.cgi	1.00	
ImPrdSuffix	"none"/"date"/"seq"	imagememory	imagememory.cgi	1.00	
ImPrdMode	"period"/"synctour"	imagememory	imagememory.cgi	1.00	
ImPrdPeriod	"always"/"schedule"	imagememory	imagememory.cgi	1.00	
ImPrdSchedule	"<schedule>"	imagememory	imagememory.cgi	1.00	
ImPrdInterval	"<interval time>"	imagememory	imagememory.cgi	1.00	<interval time> is specified in form of HHMMSS (hours, minutes, seconds, two-digit each).
ImManualFunc	"on"/"off"	imagememory	imagememory.cgi	1.00	
ImManAssignedName	"<text>"	imagememory	imagememory.cgi	1.00	
ImManSuffix	"none"/"date"/"seq"	imagememory	imagememory.cgi	1.00	

CGI Command Manual

SeqClear	"imagememory-alarm"/"imagememory-periodical"/"imagememory-manual"	-	etc.cgi	1.00	
----------	---	---	---------	------	--

- The command which can't be used in each model is shown in the following table.

Model name	Unsupported commands (Image memory)
SNC-CH110	ImAlarmFunc, ImAlmAssignedName, ImAlmAud, ImAlmBuffer, ImAlmDetection, ImAlmPeriod, ImAlmSchedule, ImAlmSensor<AI>, ImAlmSuffix, ImAlmTampering, ImAlmVmf, ImCapWarn, ImCapWarnFromAddr, ImCapWarnRcptAddr, ImDrive, ImManAssignedName, ImManSuffix, ImManualFunc, ImOverWrite, ImPeriodicalFunc, ImPrdAssignedName, ImPrdInterval, ImPrdMode, ImPrdPeriod, ImPrdSchedule, ImPrdSuffix, ImageMemoryFunc, SeqClear
SNC-CH120	ImAlarmFunc, ImAlmAssignedName, ImAlmAud, ImAlmBuffer, ImAlmDetection, ImAlmPeriod, ImAlmSchedule, ImAlmSensor<AI>, ImAlmSuffix, ImAlmTampering, ImAlmVmf, ImCapWarn, ImCapWarnFromAddr, ImCapWarnRcptAddr, ImDrive, ImManAssignedName, ImManSuffix, ImManualFunc, ImOverWrite, ImPeriodicalFunc, ImPrdAssignedName, ImPrdInterval, ImPrdMode, ImPrdPeriod, ImPrdSchedule, ImPrdSuffix, SeqClear
SNC-CH160	ImAlarmFunc, ImAlmAssignedName, ImAlmAud, ImAlmBuffer, ImAlmDetection, ImAlmPeriod, ImAlmSchedule, ImAlmSensor<AI>, ImAlmSuffix, ImAlmTampering, ImAlmVmf, ImCapWarn, ImCapWarnFromAddr, ImCapWarnRcptAddr, ImDrive, ImManAssignedName, ImManSuffix, ImManualFunc, ImOverWrite, ImPeriodicalFunc, ImPrdAssignedName, ImPrdInterval, ImPrdMode, ImPrdPeriod, ImPrdSchedule, ImPrdSuffix, SeqClear
SNC-CH210	ImAlarmFunc, ImAlmAssignedName, ImAlmAud, ImAlmBuffer, ImAlmDetection, ImAlmPeriod, ImAlmSchedule, ImAlmSensor<AI>, ImAlmSuffix, ImAlmTampering, ImAlmVmf, ImCapWarn, ImCapWarnFromAddr, ImCapWarnRcptAddr, ImDrive, ImManAssignedName, ImManSuffix, ImManualFunc, ImOverWrite, ImPeriodicalFunc, ImPrdAssignedName, ImPrdInterval, ImPrdMode, ImPrdPeriod, ImPrdSchedule, ImPrdSuffix, ImageMemoryFunc, SeqClear
SNC-CH220	ImAlarmFunc, ImAlmAssignedName, ImAlmAud, ImAlmBuffer, ImAlmDetection, ImAlmPeriod, ImAlmSchedule, ImAlmSensor<AI>, ImAlmSuffix, ImAlmTampering, ImAlmVmf, ImCapWarn, ImCapWarnFromAddr, ImCapWarnRcptAddr, ImDrive, ImManAssignedName, ImManSuffix, ImManualFunc, ImOverWrite, ImPeriodicalFunc, ImPrdAssignedName, ImPrdInterval, ImPrdMode, ImPrdPeriod, ImPrdSchedule, ImPrdSuffix, SeqClear
SNC-CH260	ImAlarmFunc, ImAlmAssignedName, ImAlmAud, ImAlmBuffer, ImAlmDetection, ImAlmPeriod, ImAlmSchedule, ImAlmSensor<AI>, ImAlmSuffix, ImAlmTampering, ImAlmVmf, ImCapWarn, ImCapWarnFromAddr, ImCapWarnRcptAddr, ImDrive, ImManAssignedName, ImManSuffix, ImManualFunc, ImOverWrite, ImPeriodicalFunc, ImPrdAssignedName, ImPrdInterval, ImPrdMode, ImPrdPeriod, ImPrdSchedule, ImPrdSuffix, SeqClear,
SNC-DH110/110T	ImAlarmFunc, ImAlmAssignedName, ImAlmAud, ImAlmBuffer, ImAlmDetection, ImAlmPeriod, ImAlmSchedule, ImAlmSensor<AI>, ImAlmSuffix,

CGI Command Manual

	ImAlmTampering, ImAlmVmf, ImCapWarn, ImCapWarnFromAddr, ImCapWarnRcptAddr, ImDrive, ImManAssignedName, ImManSuffix, ImManualFunc, ImOverWrite, ImPeriodicalFunc, ImPrdAssignedName, ImPrdInterval, ImPrdMode, ImPrdPeriod, ImPrdSchedule, ImPrdSuffix, ImageMemoryFunc, SeqClear
SNC-DH120	ImAlarmFunc, ImAlmAssignedName, ImAlmAud, ImAlmBuffer, ImAlmDetection, ImAlmPeriod, ImAlmSchedule, ImAlmSensor<AI>, ImAlmSuffix, ImAlmTampering, ImAlmVmf, ImCapWarn, ImCapWarnFromAddr, ImCapWarnRcptAddr, ImDrive, ImManAssignedName, ImManSuffix, ImManualFunc, ImOverWrite, ImPeriodicalFunc, ImPrdAssignedName, ImPrdInterval, ImPrdMode, ImPrdPeriod, ImPrdSchedule, ImPrdSuffix, SeqClear
SNC-DH120T	ImAlarmFunc, ImAlmAssignedName, ImAlmAud, ImAlmBuffer, ImAlmDetection, ImAlmPeriod, ImAlmSchedule, ImAlmSensor<AI>, ImAlmSuffix, ImAlmTampering, ImAlmVmf, ImCapWarn, ImCapWarnFromAddr, ImCapWarnRcptAddr, ImDrive, ImManAssignedName, ImManSuffix, ImManualFunc, ImOverWrite, ImPeriodicalFunc, ImPrdAssignedName, ImPrdInterval, ImPrdMode, ImPrdPeriod, ImPrdSchedule, ImPrdSuffix, SeqClear
SNC-DH160	ImAlarmFunc, ImAlmAssignedName, ImAlmAud, ImAlmBuffer, ImAlmDetection, ImAlmPeriod, ImAlmSchedule, ImAlmSensor<AI>, ImAlmSuffix, ImAlmTampering, ImAlmVmf, ImCapWarn, ImCapWarnFromAddr, ImCapWarnRcptAddr, ImDrive, ImManAssignedName, ImManSuffix, ImManualFunc, ImOverWrite, ImPeriodicalFunc, ImPrdAssignedName, ImPrdInterval, ImPrdMode, ImPrdPeriod, ImPrdSchedule, ImPrdSuffix, SeqClear
SNC-DH210/210T	ImAlarmFunc, ImAlmAssignedName, ImAlmAud, ImAlmBuffer, ImAlmDetection, ImAlmPeriod, ImAlmSchedule, ImAlmSensor<AI>, ImAlmSuffix, ImAlmTampering, ImAlmVmf, ImCapWarn, ImCapWarnFromAddr, ImCapWarnRcptAddr, ImDrive, ImManAssignedName, ImManSuffix, ImManualFunc, ImOverWrite, ImPeriodicalFunc, ImPrdAssignedName, ImPrdInterval, ImPrdMode, ImPrdPeriod, ImPrdSchedule, ImPrdSuffix, ImageMemoryFunc, SeqClear
SNC-DH220	ImAlarmFunc, ImAlmAssignedName, ImAlmAud, ImAlmBuffer, ImAlmDetection, ImAlmPeriod, ImAlmSchedule, ImAlmSensor<AI>, ImAlmSuffix, ImAlmTampering, ImAlmVmf, ImCapWarn, ImCapWarnFromAddr, ImCapWarnRcptAddr, ImDrive, ImManAssignedName, ImManSuffix, ImManualFunc, ImOverWrite, ImPeriodicalFunc, ImPrdAssignedName, ImPrdInterval, ImPrdMode, ImPrdPeriod, ImPrdSchedule, ImPrdSuffix, SeqClear
SNC-DH220T	ImAlarmFunc, ImAlmAssignedName, ImAlmAud, ImAlmBuffer, ImAlmDetection, ImAlmPeriod, ImAlmSchedule, ImAlmSensor<AI>, ImAlmSuffix, ImAlmTampering, ImAlmVmf, ImCapWarn, ImCapWarnFromAddr, ImCapWarnRcptAddr, ImDrive, ImManAssignedName, ImManSuffix, ImManualFunc, ImOverWrite, ImPeriodicalFunc, ImPrdAssignedName, ImPrdInterval, ImPrdMode, ImPrdPeriod, ImPrdSchedule, ImPrdSuffix, SeqClear
SNC-DH260	ImAlarmFunc, ImAlmAssignedName, ImAlmAud, ImAlmBuffer, ImAlmDetection, ImAlmPeriod, ImAlmSchedule, ImAlmSensor<AI>, ImAlmSuffix, ImAlmTampering, ImAlmVmf, ImCapWarn, ImCapWarnFromAddr, ImCapWarnRcptAddr, ImDrive, ImManAssignedName, ImManSuffix, ImManualFunc, ImOverWrite, ImPeriodicalFunc, ImPrdAssignedName, ImPrdInterval, ImPrdMode, ImPrdPeriod, ImPrdSchedule, ImPrdSuffix, SeqClear,
SNT-EP104	ImAlmAud, ImAlmSensor<AI>, ImAlmTampering, ImAlmVmf

SNT-EP154	ImAlmAud, ImAlmSensor<AI>, ImAlmTampering, ImAlmVmf
-----------	---

11.25 Edge storage

Parameter	Value	InqParm	SetCGI	Ver	Note
EdgeStorage	"on"/"off"	edgestorage	edgestorage.cgi	1.10	An EdgeStorage function is turned on and off.
EsOverWrite	"on"/"off"	edgestorage	edgestorage.cgi	1.10	Record data are overwritten.
EsRecChMax	"<ch>"	edgestorage	-	1.10	The max value of ch of EdgeRec<ch> is returned.
EsRec<ch>Func	"on"/"off"	edgestorage	edgestorage.cgi	1.10	On and off of every channel are specified.
EsRec<ch>	"<codec>,<audio>"	edgestorage	edgestorage.cgi	1.10	<codec> : "image1/image2/image3" <audio> : "on/off"
EsRec<ch>Mode	"always"/"alarm"	edgestorage	edgestorage.cgi	1.10	The always record mode and the alarm interlock record mode are chosen.
EsRec<ch>Period	"always"/"schedule"	edgestorage	edgestorage.cgi	1.10	A record schedule method is specified.
EsRec<ch>Schedule	"<schedule>"	edgestorage	edgestorage.cgi	1.10	The schedule when "schedule" is chosen in EsRec<ch>Period is specified.
EsRec<ch>Status	"0"/"1"	edgestorage	-	1.10	It is indicate whether it is during the record.
EsRec<ch>Start	"on"	-	edgestorage.cgi	1.10	A record is started.
EsRec<ch>Stop	"on"	-	edgestorage.cgi	1.10	A record is stoped.
EsAlmRec<ch>WatchAddress	"<ip addr>"	edgestorage	edgestorage.cgi	1.10	<ip addr> : An IP address or a host name is specified.
EsAlmRec<ch>Trigger	"<cond>"	edgestorage	edgestorage.cgi	1.10	The trigger condition of the alarm interlock record mode is established. A detection factor ("sensor<AI>", "disconnected", "vmf", "vmd", "tampering", "aud") or Cond<n> is specified in cond.
EsRTSPRec<ch>Timeout	"0" to "600"	edgestorage	edgestorage.cgi	1.10	

CGI Command Manual

EsAlmRec<ch>Time	"<pre time>,<post time>"	edgestorage	edgestorage.cgi	1.10	It is time to record it.
EsAlmRecMaxTime<codec>	"<pre time>,<post time>"	edgestorage	-	1.10	The maximum time when it can be specified is show.
EsSupportedAlm	"sensor<AI>/"disconnected"/"vmf"/"vmd"/"tampering"/"aud"	edgestorage	-	1.10	The kind of the alarm is acquired.
Delete		-	edgestorage.cgi	1.10	All the data recorded with EdgeStorage function are deleted.
DeletebyName	"<streamname>"	-	edgestorage.cgi	1.10	The data recorded with EdgeStorage are deleted with a <streamname>.
Cond<n>	"<cond type>,<cond1>,<cond2>,<duration>"	eventconfig	eventconfig.cgi	1.10	<p><n> is the integer of 1 - 2. The trigger of the alarm record is established.</p> <p><cond type> : "and", "or" and "then" are specified in cond type.</p> <p><cond1>,<cond2> : A detection factor ("sensor<AI>", "detection", "tampering", "vmf", "aud", "disconnected") or Cond<n> is specified.</p> <p><duration> : It is the time until the next event is accepted after an event was detected. It is effective when "and" or "then" is specified in cond type. Maximum setup time is 7200 seconds.</p>
search	-	-	-	1.10	<p>It is the search of the record data. A form is as the following.</p> <p><a href="http://ipaddress/command/search?Order=<order>&Start=<start>&End=<end>&MaxEntry=<max_entry>">http://ipaddress/command/search?Order=<order>&Start=<start>&End=<end>&MaxEntry=<max_entry></p>

● The Edge Storage CGI commands cannot be used with the following models.

- ◆ SNC-CH110/120/160/210/220/260
- ◆ SNC-DH110/110T/120/120T/140/140T/160/180/210/210T/220/220T/240/240T/260
- ◆ SNT-EP104/154
- ◆ SNT-EX154

11.26 Alarm out

Parameter	Value	InqParm	SetCGI	Ver	Note
AlarmOut<AO>Func	"on"/"off"	alarmout<AO>	alarmout.cgi	1.00	
Ao<AO>Mode	"alarm"/"timer"/"daynight"	alarmout<AO>	alarmout.cgi	1.00	
Ao<AO>AlmDetection	"on"/"off"	alarmout<AO>	alarmout.cgi	1.00	
Ao<AO>AlmVmf	"on"/"off"	alarmout<AO>	alarmout.cgi	1.00	
Ao<AO>AlmTampering	"on"/"off"	alarmout<AO>	alarmout.cgi	1.00	
Ao<AO>AlmSensor<AI>	"on"/"off"	alarmout<AO>	alarmout.cgi	1.00	
Ao<AO>AlmAud	"on"/"off"	alarmout<AO>	alarmout.cgi	1.10	
Ao<AO>AlmPeriod	"always"/"schedule"	alarmout<AO>	alarmout.cgi	1.00	
Ao<AO>AlmSchedule	"<schedule>"	alarmout<AO>	alarmout.cgi	1.00	
Ao<AO>AlmDuration	"1"to"60"	alarmout<AO>	alarmout.cgi	1.00	
Ao<AO>TimSchedule	"<schedule>"	alarmout<AO>	alarmout.cgi	1.00	
Ao<AO>ManualFunc	"on"/"off"	alarmout<AO>	alarmout.cgi	1.00	

● The command which can't be used in each model is shown in the following table.

Model name	Unsupported commands (Alarm out)
SNC-CH120	Ao<AO>AlmAud, Ao<AO>AlmVmf
SNC-CH160	Ao<AO>AlmAud, Ao<AO>AlmVmf
SNC-CH220	Ao<AO>AlmAud, Ao<AO>AlmVmf
SNC-CH260	Ao<AO>AlmAud, Ao<AO>AlmVmf
SNC-DH120T	Ao<AO>AlmAud, Ao<AO>AlmVmf
SNC-DH160	Ao<AO>AlmAud, Ao<AO>AlmVmf
SNC-DH220T	Ao<AO>AlmAud, Ao<AO>AlmVmf

SNC-DH260	Ao<AO>AlmAud, Ao<AO>AlmVmf
-----------	----------------------------

- The Alarm out CGI commands cannot be used with the following models.
 - ◆ SNC-CH110/210
 - ◆ SNC-DH110/110T/120/120T/210/210T
 - ◆ SNT-EP104/154

11.27 Voice alert

Parameter	Value	InqParm	SetCGI	Ver	Note
VoiceAlert<n>Func	"on"/"off"	voicealert	voicealert.cgi	1.00	<n> is the integer of 1 to 3. Enable or disable the voice alert function.
Va<n>File	"Uploaded"/"Not uploaded"	voicealert	-	1.00	<n> is the integer of 1 to 3. Whether voice alert file exists or doesn't exist.
Va<n>Filename	"<file name>"/ ""	voicealert	voicealert.cgi	1.00	<n> is the integer of 1 to 3.
Va<n>AlmDetection	"on"/"off"	voicealert	voicealert.cgi	1.00	<n> is the integer of 1 to 3.
Va<n>AlmVmf	"on"/"off"	voicealert	voicealert.cgi	1.00	<n> is the integer of 1 to 3.
Va<n>AlmTampering	"on"/"off"	voicealert	voicealert.cgi	1.00	<n> is the integer of 1 to 3.
Va<n>AlmSensor<Al>	"on"/"off"	voicealert	voicealert.cgi	1.00	<n> is the integer of 1 to 3.
Va<n>AlmAud	"on"/"off"	voicealert	voicealert.cgi	1.10	<n> is the integer of 1 to 3.
Va<n>AlmPeriod	"always"/"schedule"	voicealert	voicealert.cgi	1.00	<n> is the integer of 1 to 3.
Va<n>AlmSchedule	"<schedule>"	voicealert	voicealert.cgi	1.00	<n> is the integer of 1 to 3.
Va<n>AlmRepeat	"1"to"3"	voicealert	voicealert.cgi	1.00	<n> is the integer of 1 to 3.
Va<n>ManualFunc	"on"/"off"	voicealert	voicealert.cgi	1.00	<n> is the integer of 1 to 3.
Va<n>ManRepeat	"1"to"3"	voicealert	voicealert.cgi	1.00	<n> is the integer of 1 to 3.

- The Voice alert CGI commands cannot be used with the following models.
 - ◆ SNC-CH110/120/160/210/220/260
 - ◆ SNC-DH110/110T/120/120T/160/210/210T/220/220T/260

◆ SNT-EP104/154

- When a sound is reproduced with CH1, it is output in Audio Out in SNT-EX154. It isn't output in Audio Out even if a sound is reproduced with CH2 - CH4.

11.28 Alarm buffer

Parameter	Value	InqParm	SetCGI	Ver	Note
AlmBufTime	"<pre time>,<post time>"	alarmbuffer	alarmbuffer.cgi	1.00	Seconds
AlmBufMaxTime	"<pre time>,<post time>"	alarmbuffer	-	1.00	Seconds
AlmBufMaxTime<codec>	"<pre time>,<post time>"	alarmbuffer	-	1.00	Seconds
AlmBufCodec	"jpeg"/"mpeg4"/"h264"	alarmbuffer	alarmbuffer.cgi	1.00	A camera is rebooted when you change the setup of AlmBufCodec.
AlmBufInstance	"image1","image2","image3"	alarmbuffer	alarmbuffer.cgi	1.00	The number of ImageCodec to store in the alarm buffer is specified. It is ignored when the number which isn't being supported is specified. A still picture is store when the number of ImageCodec which isn't working is specified.

- The Alarm buffer CGI commands cannot be used with the following models.

- ◆ SNC-CH110/120/160/210/220/260
- ◆ SNC-DH110/110T/120/120T/160/210/210T/220/220T/260

11.29 Object detection

Parameter	Value	InqParm	SetCGI	Ver	Note
SuspenderAlarm	"on"/"off"	objectdetection	objectdetection.cgi	1.00	In Moving Object Detection, alarm occurs also by pausing objects.
EModStayTime	"2"to"60"	objectdetection	objectdetection.cgi	1.00	In Moving Object Detection, hold time of pausing objects.
PositionMode	"current"/"preset"	objectdetection	objectdetection.cgi	1.00	Return the current position mode.
ODPre<XXX>Mode	"mod"	objectdetection	objectdetection.cgi	1.00	Moving Object Detection.

CGI Command Manual

ODPre<XXX>Win<YY>	"on"/"off"	objectdetection	objectdetection.cgi	1.00	Enable or disable window.
ODPre<XXX>Win<YY>Mode	"det"/"mask"	objectdetection	objectdetection.cgi	1.00	Select detection area or mask area for each windows.
ODPre<XXX>Win<YY>Area	<number>,<x1>,<y1>,<x2>,<y2>,...	objectdetection	objectdetection.cgi	1.00	Axis of the window. <number> : "3" - "16" x and y : (Refer to an appendix.)
ODPre<XXX>ThresholdR	"0"to"99"	objectdetection	objectdetection.cgi	1.00	Threshold of R gain
ODPre<XXX>ThresholdG	"0"to"99"	objectdetection	objectdetection.cgi	1.00	Threshold of G gain
ODPre<XXX>ThresholdB	"0"to"99"	objectdetection	objectdetection.cgi	1.00	Threshold of B gain
ODPre<XXX>MinObjectSize	<x>,<y>	objectdetection	objectdetection.cgi	1.00	Minimum size of object to be detected. (Refer to an appendix.)
ODPre<XXX>MaxObjectSize	<x>,<y>	objectdetection	objectdetection.cgi	1.00	Maximum size of object to be detected (Refer to an appendix.).
ODPre<XXX>CandidateFrame	"3"to"7"	objectdetection	objectdetection.cgi	1.00	Rough time from an object appears in the scene to the object is detected. If you turn down this value, the object is detected more quickly, but false alarm increases.
ODPre<XXX>ShadowCut	"on"/"off"	objectdetection	Objectdetection.cgi	1.00	
Od<MM>Mode	"mod"	objectdetection	Objectdetection.cgi	1.00	Moving Object Detection.
Od<MM>Win<N>	"on"/"off"	objectdetection	objectdetection.cgi	1.00	Enable or disable window (1 to 4)
Od<MM>Win<N>Mode	"det"/"mask"	objectdetection	objectdetection.cgi	1.00	Select detection area or mask area for each windows (1 to 4)
Od<MM>Win<N>Area	"upper left X"/"upper left Y"/"lower right X"/"lower right Y"	objectdetection	objectdetection.cgi	1.00	Axis of the window (1 to 4)
Od<MM>ThresholdR	"0"to"99"	objectdetection	objectdetection.cgi	1.00	Threshold of R gain
Od<MM>ThresholdG	"0"to"99"	objectdetection	objectdetection.cgi	1.00	Threshold of G gain
Od<MM>ThresholdB	"0"to"99"	objectdetection	objectdetection.cgi	1.00	Threshold of B gain
Od<MM>MinObjectSize	"X"to"Y"	objectdetection	objectdetection.cgi	1.00	Minimum size of object to be detected (Refer to an appendix.).
Od<MM>MaxObjectSize	"X"to"Y"	objectdetection	objectdetection.cgi	1.00	Maximum size of object to be detected (Refer to an appendix.).

CGI Command Manual

Od<MM>CandidateFrame	"3"to"7"	objectdetection	objectdetection.cgi	1.00	Rough time from an object appears in the scene to the object is detected. If you turn down this value, the object is detected more quickly, but false alarm increases.
----------------------	----------	-----------------	---------------------	------	--

- The command which can't be used in each model is shown in the following table.

Model name	Unsupported commands (Object detection)
SNC-CH110	ODPre<XXX>ShadowCut
SNC-CH120	ODPre<XXX>ShadowCut
SNC-CH160	ODPre<XXX>ShadowCut
SNC-CH210	ODPre<XXX>ShadowCut
SNC-CH220	ODPre<XXX>ShadowCut
SNC-CH260	ODPre<XXX>ShadowCut
SNC-DH120	ODPre<XXX>ShadowCut
SNC-DH120T	ODPre<XXX>ShadowCut
SNC-DH160	ODPre<XXX>ShadowCut
SNC-DH210/210T	ODPre<XXX>ShadowCut
SNC-DH220	ODPre<XXX>ShadowCut
SNC-DH220T	ODPre<XXX>ShadowCut
SNC-DH260	ODPre<XXX>ShadowCut
SNT-EP104	All Object detection CGI commands.
SNT-EP154	All Object detection CGI commands.

- <XXX> of the Parameter relates to the Preset Position number (001 to 256) and Current Position (Def). It is replaced in "001" - "256" or "Def". <XXX> can specify only "Def" with SNC-CH140 and SNC-DH140. <YY> is the number of Window. The number of "01" - "10" is put in <YY>.
- <MM> is the number of "00" - "15" "99". <MM> can specify only "99" with SNC-CH140 and SNC-DH140. <N> is the number of Window. It is the number of "1" - "4".
- The CGI command which began with Od<MM> was being used with an old model. Use a CGI command to begin with ODPre<XXX> when you use an

Objectdetection function for the new case.

11.30 VMF

Parameter	Value	InqParm	SetCGI	Ver	Note
VmfPassing<XXX><YY>Name	<name>	vmf	objectdetection.cgi	1.00	Set up the name of the passing detection filter.
VmfPassing<XXX><YY>Status	"deleted"/"disable"/"enable"/"notifiable"	vmf	objectdetection.cgi	1.00	Set up the status of the passing detection filter.
VmfPassing<XXX><YY>Direction	"right"/"left"/"both"	vmf	objectdetection.cgi	1.00	Set up the direction of the passing direction filter.
VmfPassing<XXX><YY>Area	<number>,<x1>,<y1>,<x2>,<y2>,...	vmf	objectdetection.cgi	1.00	<number>: Number of polyline <x>,<y>: Coordinate of polyline
VmfPassing<XXX><YY>MinSize	<x>,<y>	vmf	objectdetection.cgi	1.00	Minimum size (Refer to an appendix.).
VmfPassing<XXX><YY>MaxSize	<x>,<y>	vmf	objectdetection.cgi	1.00	Maximum size (Refer to an appendix.).
VmfPassing<XXX><YY>MinSpeed	<pixel>,<sec>	vmf	objectdetection.cgi	1.00	Minimum speed.
VmfPassing<XXX><YY>MaxSpeed	<pixel>,<sec>	vmf	objectdetection.cgi	1.00	Maximum speed.
VmfPassing<XXX><YY>JudgePosition	"left"/"top"/"right"/"bottom"/"center"	vmf	objectdetection.cgi	1.00	A position of a passage decision.
VmfEntering<XXX><YY>Name	<name>	vmf	objectdetection.cgi	1.00	Set up the name of the entering detection filter.
VmfEntering<XXX><YY>Status	"deleted"/"disable"/"enable"/"notifiable"	vmf	objectdetection.cgi	1.00	Set up the status of the entering detection filter.
VmfEntering<XXX><YY>Area	<number>,<x1>,<y1>,<x2>,<y2>,...	vmf	objectdetection.cgi	1.00	<number>: Number of area <x>,<y>: Coordinate of area
VmfEntering<XXX><YY>MinSize	<x>,<y>	vmf	objectdetection.cgi	1.00	Minimum size (Refer to an appendix.).
VmfEntering<XXX><YY>MaxSize	<x>,<y>	vmf	objectdetection.cgi	1.00	Maximum size (Refer to an appendix.).
VmfEntering<XXX><YY>MinSpeed	<pixel>,<sec>	vmf	objectdetection.cgi	1.00	Minimum speed.
VmfEntering<XXX><YY>MaxSpeed	<pixel>,<sec>	vmf	objectdetection.cgi	1.00	Maximum speed.
VmfExiting<XXX><YY>Name	<name>	vmf	objectdetection.cgi	1.00	Set up the name of the exiting detection filter.
VmfExiting<XXX><YY>Status	"deleted"/"disable"/"enable"/"notifiable"	vmf	objectdetection.cgi	1.00	Set up the status of the exiting detection filter.

CGI Command Manual

VmfExiting<XXX><YY>Area	<number>, <x1>, <y1>, <x2>, <y2>, ...	vmf	objectdetection.cgi	1.00	<number>: Number of area <x>, <y>: Coordinate of area
VmfExiting<XXX><YY>MinSize	<x>, <y>	vmf	objectdetection.cgi	1.00	Minimum size (Refer to an appendix.).
VmfExiting<XXX><YY>MaxSize	<x>, <y>	vmf	objectdetection.cgi	1.00	Maximum size (Refer to an appendix.).
VmfExiting<XXX><YY>MinSpeed	<pixel>, <sec>	vmf	objectdetection.cgi	1.00	Minimum speed.
VmfExiting<XXX><YY>MaxSpeed	<pixel>, <sec>	vmf	objectdetection.cgi	1.00	Maximum speed.
VmfLoitering<XXX><YY>Name	<name>	vmf	objectdetection.cgi	1.00	Set up the name of the loitering detection filter.
VmfLoitering<XXX><YY>Status	"deleted"/"disable"/"enable"/"notifiable"	vmf	objectdetection.cgi	1.00	Set up the status of the loitering detection filter.
VmfLoitering<XXX><YY>Area	<number>, <x1>, <y1>, <x2>, <y2>, ...	vmf	objectdetection.cgi	1.00	<number>: Number of area <x>, <y>: Coordinate of area
VmfLoitering<XXX><YY>MinSize	<x>, <y>	vmf	objectdetection.cgi	1.00	Minimum size (Refer to an appendix.).
VmfLoitering<XXX><YY>MaxSize	<x>, <y>	vmf	objectdetection.cgi	1.00	Maximum size (Refer to an appendix.).
VmfLoitering<XXX><YY>StayTime	<time>	vmf	objectdetection.cgi	1.00	Set up a loitering detection time.
VmfCounting<XXX><YY>Name	<name>	vmf	objectdetection.cgi	1.00	Set up the name of the counting detection filter.
VmfCounting<XXX><YY>Status	"deleted"/"disable"/"enable"/"notifiable"	vmf	objectdetection.cgi	1.00	Set up the status of the counting detection filter.
VmfCounting<XXX><YY>Area	<number>, <x1>, <y1>, <x2>, <y2>, ...	vmf	objectdetection.cgi	1.00	<number>: Number of area <x>, <y>: Coordinate of area
VmfCounting<XXX><YY>MinSize	<x>, <y>	vmf	objectdetection.cgi	1.00	Minimum size (Refer to an appendix.).
VmfCounting<XXX><YY>MaxSize	<x>, <y>	vmf	objectdetection.cgi	1.00	Maximum size (Refer to an appendix.).
VmfCounting<XXX><YY>Count	<count>	vmf	objectdetection.cgi	1.00	Set up the number for the counting detection.
Combo<ZZZZ>Name	<name>	combo	objectdetection.cgi	1.00	Set up the name of the compound decision filter.
Combo<ZZZZ>Status	"deleted"/"disable"/"enable"/"notifiable"	combo	objectdetection.cgi	1.00	Set up the status of the compound detection filter.
Combo<ZZZZ>SubFilters	<filter1>, <filter2>, ...	combo	objectdetection.cgi	1.00	Set up the sub-filter of the compound detection filter.
Combo<ZZZZ>UseSubFilter	"on"/"off", "on"/"off", ...	combo	objectdetection.cgi	1.00	A sub-filter is used for the decision in case of On.

CGI Command Manual

Combo<ZZZZ>Duration	<time>,<time>,...	combo	objectdetection.cgi	1.00	Set up the duration of the compound detection filter.
Combo<ZZZZ>Logic	"and"/"or"	combo	objectdetection.cgi	1.00	Set up the condition of the compound detection filter.

- The VMF CGI commands cannot be used with the following models.
 - ◆ SNC-CH110/120/160/210/220/260
 - ◆ SNC-DH110/110T/120/120T/160/210/210T/220/220T/260
 - ◆ SNT-EP104/154
- <XXX> of the Parameter relates to the Preset Position number (001 to 256) and Current Position (Def). It is replaced in "001" - "256" or "Def". <YY> is the filter which relates to Preset Position. "01" - "10" are replacing for <YY>. Example) VmfPassing00101, VmfPassingDef10
- <ZZZZ> is four-digit number. It is the range of "0001" - "1024".

11.31 Tampering detection

Parameter	Value	InqParm	SetCGI	Ver	Note
TamperingFunc	"on"/"off"	system	system.cgi	1.00	Enable or disable the tampering detection.
TamperingLevel	"low"/"middle"/"high"	system	system.cgi	1.00	Set up the level of the tampering detection.
TamperingStatus	"0"/"1"	system	-	1.10	It is the condition of the tampering detection alarm.
TamperingStatusClear	"on"	-	system.cgi	1.10	A disturbance tampering detection is cleared.

- The Tampering detection CGI commands cannot be used with the following models.
 - ◆ SNT-EP104/154

11.32 Lite object detection

Parameter	Value	InqParm	SetCGI	Ver	Note
-----------	-------	---------	--------	-----	------

CGI Command Manual

LODMinObjectSize	"small"/"middle"/"large"	lod	lod.cgi	1.00	Set up the minimum size of the object.
LODSensitivity	"0" to "100"	lod	lod.cgi	1.00	Set up the sensitivity.

● The Lite object detection CGI commands cannot be used with the following models.

- ◆ SNC-CH110/120/140/160/180/210/220/240/260/280
- ◆ SNC-DH110/110T/120/120T/140/140T/160/180/210/210T/220/220T/240/240T/260/280
- ◆ SNC-RH124/164
- ◆ SNC-RS44/46/84/86
- ◆ SNT- EX101/101E/104/154

11.33 Audio detection

Parameter	Value	InqParm	SetCGI	Ver	Note
ADFunc	"on"/"off"	audiodetection	audiodetection.cgi	1.10	
ADSensitivity	"low"/"high"/"manual"	audiodetection	audiodetection.cgi	1.10	
ADManualSensitivity	"1"to"100"	audiodetection	audiodetection.cgi	1.10	

● The Audio detection CGI commands cannot be used with the following models.

- ◆ SNC-CH110/120/160/210/260
- ◆ SNC-DH110/110T/120/120T/160/210/210T/220/220T/260
- ◆ SNT- EP104/15

11.34 All configuration

Parameter	Value	InqParm	SetCGI	Ver	Note
-	-	all-configuration	all-configuration.cgi	1.00	
-	-	-	all-configuration-preset.cgi	1.00	Preset data is included into restoring.

"all-configuration" is used to preserve the setting of camera. Or, the setting can be preserved by reading <http://<ip>/home/l4/<modelName>.cfg> (<modelName> is a small letter).

When the setting is restored, all-configuration.cgi or all-configuration-preset.cgi is used.

11.35 Trigger

Parameter	Value	InqParm	SetCGI	Ver	Note
Trigger	"ftp"	-	main.cgi	1.00	
Trigger	"ftp-alarmbuffer"	-	main.cgi	1.00	Valid only when "FcAlmFunc", "FcAlmBuffer" and "FcManualFunc" are "on".
Trigger	"smtp"	-	main.cgi	1.00	
Trigger	"memory"	-	main.cgi	1.00	
Trigger	"memory-alarmbuffer"	-	main.cgi	1.00	Valid only when "ImAlmFunc", "ImAlmBuffer" and "ImManualFunc" are "on".
Trigger	"alarmout<AO>"	-	main.cgi	1.00	Toggle
Trigger	"alarmout<AO>on"	-	main.cgi	1.00	
Trigger	"alarmout<AO>off"	-	main.cgi	1.00	
Trigger	"daynight"	-	main.cgi	1.00	Toggle
Trigger	"daynighton"	-	main.cgi	1.00	
Trigger	"daynightoff"	-	main.cgi	1.00	
Trigger	"voicealert<n>"	-	main.cgi	1.00	<n> is the integer of 1 - 3.
Trigger	"voicealert<n>-test"	-	main.cgi	1.00	For test play (no repeat). <n> is the integer of 1 - 3.

● The command which can't be used in each model is shown in the following table.

Model name	Unsupported commands (Trigger)
SNC-CH110	alarmout<AO>, alarmout<AO>off, alarmout<AO>on, daynight, daynightoff, daynighton, ftp-alarmbuffer, memory, memory-alarmbuffer, voicealert<n>, voicealert<n>-test
SNC-CH120	ftp-alarmbuffer, memory, memory-alarmbuffer, voicealert<n>, voicealert<n>-test
SNC-CH160	ftp-alarmbuffer, memory, memory-alarmbuffer, voicealert<n>, voicealert<n>-test
SNC-CH210	alarmout<AO>, alarmout<AO>off, alarmout<AO>on, daynight, daynightoff, daynighton, ftp-alarmbuffer, memory, memory-alarmbuffer, voicealert<n>, voicealert<n>-test

CGI Command Manual

	voicealert<n>-test
SNC-CH220	ftp-alarmbuffer, memory, memory-alarmbuffer, voicealert<n>, voicealert<n>-test
SNC-CH260	ftp-alarmbuffer, memory, memory-alarmbuffer, voicealert<n>, voicealert<n>-test
SNC-DH110/110T	alarmout<AO>, alarmout<AO>off, alarmout<AO>on, daynight, daynightoff, daynighton, ftp-alarmbuffer, memory, memory-alarmbuffer, voicealert<n>, voicealert<n>-test
SNC-DH120	alarmout<AO>, alarmout<AO>off, alarmout<AO>on, ftp-alarmbuffer, memory, memory-alarmbuffer, voicealert<n>, voicealert<n>-test
SNC-DH120T	ftp-alarmbuffer, memory, memory-alarmbuffer, voicealert<n>, voicealert<n>-test
SNC-DH160	ftp-alarmbuffer, memory, memory-alarmbuffer, voicealert<n>, voicealert<n>-test
SNC-DH210/210T	alarmout<AO>, alarmout<AO>off, alarmout<AO>on, daynight, daynightoff, daynighton, ftp-alarmbuffer, memory, memory-alarmbuffer, voicealert<n>, voicealert<n>-test
SNC-DH220	alarmout<AO>, alarmout<AO>off, alarmout<AO>on, ftp-alarmbuffer, memory, memory-alarmbuffer, voicealert<n>, voicealert<n>-test
SNC-DH220T	ftp-alarmbuffer, memory, memory-alarmbuffer, voicealert<n>, voicealert<n>-test
SNC-DH260	ftp-alarmbuffer, memory, memory-alarmbuffer, voicealert<n>, voicealert<n>-test
SNT-EP104	alarmout<AO>, alarmout<AO>off, alarmout<AO>on, voicealert<n>, voicealert<n>-test
SNT-EP154	alarmout<AO>, alarmout<AO>off, alarmout<AO>on, voicealert<n>, voicealert<n>-test

11.36 Other operation

Parameter	Value	InqParm	SetCGI	Ver	Note
System	"reboot"	-	main.cgi	1.00	Reboot a camera.
System	"initialize"	-	main.cgi	1.00	All setups are returned to a state of factory shipment. The setup of the network is initialized, too.
FactoryDefault	"soft"/"hard"	-	main.cgi	1.00	Setups are returned to a state of factory shipment. soft : The setup of the network isn't initialized. hard : All setups are made a state of factory shipment. (Same as

CGI Command Manual

					System=initialize.)
Format	"builtin"	-	main.cgi	1.00	Builtin memory will be formatted.
Delete	"homepage"/"voicealert"	-	main.cgi	1.00	"voicealert" : All voicealert file will be deleted.
Delete	"panorama"/"round_panorama"	-	main.cgi	1.00	Each panorama image will be deleted.
Delete	"voicealert1"/"voicealert2"/"voicealert3"	-	main.cgi	1.00	Each voicealert file will be deleted
Delete	"nonvolatilizationlog"	-	main.cgi	1.00	Non volatilization log will be deleted.

11.37 Other inquiries

Parameter	Value	InqParm	SetCGI	Ver	Note
UserWeb	"Used space : <used>byte"	userweb	-	1.00	Return the file size of uploaded Custom Homepage.
ASlot	"Free space : <remain>kbyte"	a-slot	-	1.00	Return the free space of the memory which can be removed.
BuiltIn	"Free space : <remain>kbyte"	builtin	-	1.00	Return the free space of the build in memory.
Sensor<AI>	"0"/"1"	sensor	-	1.00	Return the status of the sensor. "0": low or open, "1": high or short
Ao<AO>Status	"0"/"1"	alarmoutstatus	-	1.00	Return the status of the alarm out. "0": low or open, "1": high or short

- The command which can't be used in each model is shown in the following table.

Model name	Unsupported commands (Other inquiries)
SNC-CH110	Ao<AO>Status
SNC-CH210	Ao<AO>Status
SNC-DH110/110T	Ao<AO>Status
SNC-DH120	Ao<AO>Status, Sensor<AI>
SNC-DH210/210T	Ao<AO>Status
SNC-DH220	Ao<AO>Status, Sensor<AI>

CGI Command Manual

SNT-EP104	Ao<AO>Status, Sensor<AI>
SNT-EP154	Ao<AO>Status, Sensor<AI>

12 Appendix

12.1 Image Size

The image size which can be chosen is shown in the table of the bottom. There may be a limitation in the image size which can be chosen by the image 1 and the image 2. Furthermore, it may depend on setting of maximum image size. Refer to a users' guide for the details.

- The image size which can be set up with one Network Camera or Video Network Station at the same time is two. SNC-RS44/46/84/86 can set up three ImageCodec's. It gives priority to the setup of ImageSize1 and ImageSize2 in that case. The image size of ImageCodec3 is sometimes changed to the value ImageCodec1 ImageCodec2 automatically.
- Set up one of the image size in less than VGA (640x480). It gives priority to the setup of ImageSize1. ImageSize2 is sometimes changed to the VGA size automatically.
- *1: It can use after the firmware Ver.1.10.
- *2: It can be used in SNC-CH140 and SNC-DH140/180 since firmware ver1.10.
- *3: It is the setting of the Maximum image size or the Aspect ratio.
- *4: It can use after the firmware Ver.1.30.

Image Size (width x height)	SNC-RS44N/46N/84N/86N	SNC-RS44P/46P/84P/86P	SNC-RH124/164	
	SNT-EX/EP Series	SNT-EX/EP Series	NTSC	PAL
*3	(NTSC)	(PAL)		
1280 x 720			✓	✓
1024 x 768				
1024 x 576			✓	✓
800 x 600			✓ *4	✓ *4
800 x 480			✓	✓
768 x 576			✓	✓
720 x 576		✓		✓ *1
720 x 480	✓		✓ *1	
704 x 576	✓ *1	✓ *1	✓ *1	✓ *1
640 x 480	✓	✓	✓	✓
640 x 368			✓	✓
384 x 288	✓	✓	✓	✓
352 x 288				
320 x 240	✓	✓	✓	✓
320 x 192			✓	✓
176 x 144				

Image Size (width x height)	SNC-CH110 SNC-DH110/110T		SNC-CH120/140/160/180 SNC-DH120/120T/140/140T/160/180	
	16:9	4:3	1280x720	1280x1024
*3				
1280 x 1024				✓
1280 x 960		✓		✓
1280 x 800				✓
1280 x 720	✓		✓	✓
1024 x 768		✓		✓
1024 x 576	✓		✓	✓
800 x 600			✓ *4	✓ *4
800 x 480	✓		✓	✓
768 x 576		✓	✓	✓
720 x 576		✓	✓ *2	✓ *2
720 x 480		✓	✓ *2	✓ *2
704 x 576		✓	✓ *2	✓ *2
640 x 480		✓	✓	✓
640 x 368	✓		✓	✓
384 x 288		✓	✓	✓
352 x 288		✓		
320 x 240		✓	✓	✓
320 x 192	✓		✓	✓
176 x 144		✓		

Image Size (width x height)	SNC-CH210 SNC-DH210/210T		SNC-CH220/260 SNC-DH220/220T/260		SNC-CH240/280, SNC-DH240/240T/280	
	*3 16:9	4:3	1920x1080	1920x1440	1920x1080	1920x1440
2048 x 1536		✓				
1920 x 1440				✓		✓
1920 x 1080	✓		✓		✓	✓
1680 x 1056	✓		✓		✓	✓
1600 x 1200		✓		✓		✓
1440 x 912	✓		✓		✓	✓
1376 x 768	✓		✓		✓	✓
1280 x 1024		✓		✓	✓	✓
1280 x 960		✓		✓	✓	✓
1280 x 800	✓		✓		✓	✓
1280 x 720	✓		✓		✓	✓
1024 x 768		✓		✓	✓	✓
1024 x 576	✓		✓		✓	✓
800 x 600				✓ *4	✓ *4	✓ *4
800 x 480	✓		✓		✓	✓
768 x 576		✓		✓	✓	✓
720 x 576		✓		✓	✓	✓
720 x 480		✓		✓	✓	✓
704 x 576		✓		✓	✓	✓
640 x 480		✓		✓	✓	✓
640 x 368	✓		✓		✓	✓
384 x 288		✓		✓	✓	✓
352 x 288		✓				
320 x 240		✓		✓	✓	✓
320 x 192	✓		✓		✓	✓
176 x 144		✓				

12.2 AreaSet

Model	Settings	Maximum Size (width x height)	Range of AreaSet
SNC-CH110	Aspect Ratio : 4:3	1280 x 960	1, 1, 1280, 960
SNC-DH110/110T	Aspect Ratio : 16:9	1280 x 720	1, 1, 1280, 720
SNC-CH120/140/160/180	Maximum image size : 1280x1024	1280 x 1024	1,1,1280,1024
SNC-DH120/120T/140/140T/160/180	Maximum image size : 1280x720	1280 x 720	1,1,1280,720
SNC-CH210	Aspect Ratio : 4:3	1280 x 720	1, 1, 2480, 1536
SNC-DH210/210T	Aspect Ratio : 16:9	1280 x 720	1, 1, 1920, 1080
SNC-CH220/240/260/280	Maximum image size : 1920x1440	1280 x 1024	1,1,1920,1440
SNC-DH220/220T/240/240T/260/280	Maximum image size : 1920x1080	1280 x 1024	1,1,1920,1080
SNC-RH124/164		1280 x 720	1,1,1280,720

Minimum size is 256 x 96 (width x height).

12.3 FrameRate

Model	FrameRate
SNC-CH110/120/160/210 SNC-DH110/110T/120/120T/160/210/210T	1, 2, 3, 4, 5, 6, 8, 10, 12, 15, 16, 20, 25, 30
SNC-CH140/180/220/240/260/280 SNC-DH140/140T/180/220/220T/240/240T/260/280	1, 2, 3, 4, 5, 6, 8, 10, 12(*), 15, 16(*), 20, 25, 30 (*) It can use after the firmware Ver.1.26.
SNC-RH124/164	VideoOutMode ip : 1, 2, 3, 4, 5, 6, 8, 10, 12(*),15, 16(*),20, 25, 30 VideoOutMode NTSC : 1, 2, 3, 4, 5, 6, 8, 10, 15, 20, 25, 30 VideoOutMode PAL : 1, 2, 3, 4, 5, 6, 8, 12, 16, 20, 25 (*) It can use after the firmware Ver.1.30.
SNC-RS44/46/84/86	NTSC model : 1, 2, 3, 4, 5, 6, 8, 10, 15, 20, 25, 30 PAL model : 1, 2, 3, 4, 5, 6, 8, 12, 16, 20, 25
SNT-EP104/154 SNT-EX101/101E/104/154	NTSC model : 1, 2, 3, 4, 5, 6, 8, 10, 15, 20, 25, 30 PAL model : 1, 2, 3, 4, 5, 6, 8, 12, 16, 20, 25

12.4 ImageMaxSize

Model	Settings	ImageMaxSize
SNC-CH110	Aspect Ratio : 4:3	1280x960
SNC-DH110/110T	Aspect Ratio : 16:9	1280x720
SNC-CH120/140/160/180	Maximum image size : 1280x1024	1280x1024
SNC-DH120/120T/140/140T/160/180	Maximum image size : 1280x720	1280x720
SNC-CH210	Aspect Ratio : 4:3	2048x1536
SNC-DH210/210T	Aspect Ratio : 16:9	1920x1080
SNC-CH220/240/260/280	Maximum image size : 1920x1440	1920x1440
SNC-DH220/220T/240/240T/260/280	Maximum image size : 1920x1080	1920x1080
SNC-RH124/164	-	1280x720
SNC-RS44/46/84/86	NTSC	720x480
SNT-EX101/101E/104/154	PAL	720x576

12.5 VidCapSize

Model	Settings	VidCapSize
SNC-CH110	Aspect Ratio : 4:3	1280,960
SNC-DH110/110T	Aspect Ratio : 16:9	1280,720
SNC-CH120/140/160/180	Maximum image size : 1280x1024	1280,1024
SNC-DH120/120T/140/140T/160/180	Maximum image size : 1280x720	1280,720
SNC-CH210	Aspect Ratio : 4:3	2048,1536
SNC-DH210/210T	Aspect Ratio : 16:9	1920,1080
SNC-CH220/240/260/280	Maximum image size : 1920x1440	1920,1440
SNC-DH220/220T/240/240T/260/280	Maximum image size : 1920x1080	1920,1080

12.6 AutoSlowShutterMinSpeed

Model	AutoSlowShutterMinSpeed							Note
	1 s	1/2 s	1/4 s	1/8 s	1/15 s	1/30 s	1/60 s	
SNC-CH110/120/140/160/180/210/220/240/260/280 SNC-DH110/110T/120/120T/140/140T/160/180/210/210T/220/220T/240/240T/260/280	0	1	2	3	4	5	-	1/30 sec, upper limit.
SNC-RH124/164	-	1	2	3	4	5	6	1/2 sec, lower limit.
SNC-RS44/46/84/86	0	1	2	3	4	5	6	Only inquiry.

12.7 AgcMaxGain

Model	AgcMaxGain
SNC-CH110 SNC-DH110/110T	"0" to "4" (6, 12, 18, 24, 30dB)
SNC-CH120/160/210 SNC-DH120/120T/160	"0" to "6" (6, 12, 18, 24, 30, 36, 42dB)
SNC-CH140/180/220/240/260/280 SNC-DH140/140T/180/220/220T/240/240 T/260/280	"0" to "2"
SNC-CH210 SNC-DH210/DH210T	"0" to "5" (6, 12, 18, 24, 30, 38dB)
SNC-RH124/164	"7" (18dB)
SNC-RS44/46/84/86	"15" (28dB)

12.8 Privacy Mask

Model	Number of privacy mask
SNC-CH110/210 SNC-DH110/110T/210/210T	0
SNC-CH120/140/160/180/240/280 SNC-DH120/120T/140/140T/160/180/240/240T/280	8
SNC-CH220/260 SNC-DH220/220T/260	4
SNC-RH124/164	32
SNC-RS44/46/84/86	32
SNT-EP104/154	0
SNT-EX101/101E/104/154	8

Note) The SNC-CH120/160 and SNC-DH120/120T/160 came to be able to use privacy mask from firmware Ver. 1.30.

12.9 WBMode

Value	SNC-CH110/120/140/160/180/210/220/240/260/280 SNC-DH110/110T/120/120T/140/140T/160/ 180/210/210T/220/220T/240/240T/260/280	SNC-RH124/164	SNC-RS44/46/84/86
auto		✓	✓
atw	✓		✓
atwpro	✓		
indoor		✓	✓
outdoor:		✓	✓
fluorescent:	✓		
mercurylamp	✓		
sodiumlamp	✓		
metalhalide	✓		
whiteled	✓		
onpushwb	✓	✓	✓
manual	✓	✓	✓

✓ : Available

12.10 Alarm In / Alarm Out

<AI> in the CGI command list is the number of Alarm In. <AO> is the number of Alarm Out. It is specified with an integer of the range that it is shown in the following table.

Model	<AI>	<AO>
SNC-RH124/164 SNC-RS44/46/84/86	1 - 4	1 - 2
SNC-CH140/180/240/280 SNC-DH140/140T/180/240/240T/280	1	1 - 2
SNC-CH120/160/220/260 SNC-DH120/120T/160/220T/260	1	1
SNC-CH110/210 SNC-DH110/110T/210/210T	1	-
SNC-DH220	-	-
SNT-EX101/101E	1 - 2	1 - 2
SNT-EX104/154	1 - 4	1 - 4

12.11 View mode<mode>

bit	viewermode					function	description
	Full	PanTilt	Preset	Light	View		
0	1	1	1	1	1	-	Reserved.
1	1	1	1	1	1	Time	Display time.
2	1	1	1	1	1	Volume	Display volume.
3	1	1	1	1	0	View Size	Display viewer size button.
4	1	1	1	1	0	Capture	Display capture icon.
5	1	1	1	1	0	-	Reserved.
6	1	0	0	0	0	Frame rate	Display frame rate list box.
7	1	0	0	0	0	Trigger	Display trigger icon.
8	1	0	0	0	0	TCP/UDP	Display TCP/UDP select button.
9	1	1	0	0	0	Pan Tilt control	Display PanTiltControl icon.
10	1	1	1	0	0	Preset position	Display PresetPosition list box.
11	1	1	1	1	0	Codec select	Display codec select button.
12-29	-	-	-	-	-	-	Reserved.
30	0/1	0/1	0/1	0/1	0/1	Audio upload	Enable upload of an audio file.
31	0/1	0/1	0/1	0/1	0/1	FTP server	Enable FTP server.

12.12 The range of axis and the decision size of Object detection and VMF

Model	Settings	Range of axis	Decision size
SNC-CH110	Aspect Ratio : 4:3	(0, 0) – (1279, 959)	20x30 - 1280x960
SNC-DH110/110T	Aspect Ratio : 16:9	(0, 0) – (1279, 719)	20x23 - 1280x720
SNC-CH120/140/160/180	Maximum image size : 1280x1024	(0, 0) - (1279, 1023)	20x32 - 1280x1024
SNC-DH120/120T/140/140T/160/180	Maximum image size : 1280x720	(0, 0) - (1279, 719)	20x23 - 1280x720
SNC-CH210	Aspect Ratio : 4:3	(0, 0) - (2047, 1535)	32x48 - 2048x1536
SNC-DH210/210T	Aspect Ratio : 16:9	(0, 0) - (1919, 1079)	30x34 - 1920x1080
SNC-CH220/240/260/280	Maximum image size : 1920x1440	(0, 0) - (1919, 1439)	24x24 - 1920x1440
SNC-DH220/220T/240/240T/260/280	Maximum image size : 1920x1080	(0, 0) - (1919, 1079)	24x24 - 1920x1080
SNC-RH124/164	-	(0, 0) - (1279, 719)	16x16 - 1280x720
SNC-RS44/46/84/86	NTSC	(0, 0) - (719, 479)	8x8 - 720x480
SNT-EX101/101E/104/154	PAL	(0, 0) - (719, 575)	8x8 - 720x576

12.13 Shutter Speed, Iris, Gain, ExpComp

SNC-RH124/164

Shutter Speed			Iris		Gain		ExpComp	
Value	NTSC(sec)	PAL(Sec)	Value	(F)	Value	(dB)	Value	(EV)
1	1/2	1/2	0	Close	0	-3.0	0	-1.75
2	1/4	1/3	1	26	1	0.0	1	-1.5
3	1/8	1/6	2	22	2	3.0	2	-1.25
4	1/15	1/12	3	19	3	6.0	3	-1
5	1/30	1/25	4	16	4	9.0	4	-0.75
6	1/60	1/50	5	14	5	12.0	5	-0.5
7	1/90	1/75	6	11	6	15.0	6	-0.25
8	1/100	1/100	7	9.6	7	18.0	7	0
9	1/125	1/125	8	8.0			8	+0.25
10	1/180	1/150	9	6.8			9	+0.5
11	1/250	1/215	10	5.6			10	+0.75
12	1/350	1/300	11	4.8			11	+1
13	1/500	1/425	12	4.0			12	+1.25
14	1/725	1/600	13	3.4			13	+1.5
15	1/1000	1/1000	14	2.8			14	+1.75
16	1/1500	1/1250	15	2.4				
17	1/2000	1/1750	16	2.0				
18	1/3000	1/2500	17	1.8				
19	1/4000	1/3500						
20	1/6000	1/6000						
21	1/10000	1/10000						

SNC-RS44/84

Shutter Speed			Iris		Gain		ExpComp	
Value	NTSC(sec)	PAL(Sec)	Value	(F)	Value	(dB)	Value	(EV)
0	1	1	0	Close	0	-3.0	0	-1.75
1	1/2	1/2	1	22	1	0.0	1	-1.5
2	1/4	1/3	2	19	2	2.0	2	-1.25
3	1/8	1/6	3	16	3	4.0	3	-1
4	1/15	1/12	4	14	4	6.0	4	-0.75
5	1/30	1/25	5	11	5	8.0	5	-0.5
6	1/60	1/50	6	9.6	6	10.0	6	-0.25
7	1/90	1/75	7	8.0	7	12.0	7	0
8	1/100	1/100	8	6.8	8	14.0	8	+0.25
9	1/125	1/125	9	5.6	9	16.0	9	+0.5
10	1/180	1/150	10	4.8	10	18.0	10	+0.75
11	1/250	1/215	11	4.0	11	20.0	11	+1
12	1/350	1/300	12	3.4	12	22.0	12	+1.25
13	1/500	1/425	13	2.8	13	24.0	13	+1.5
14	1/725	1/600	14	2.4	14	26.0	14	+1.75
15	1/1000	1/1000	15	2.0	15	28.0		
16	1/1500	1/1250	16	1.6				
17	1/2000	1/1750	17	1.4				
18	1/3000	1/2500						
19	1/4000	1/3500						
20	1/6000	1/6000						
21	1/10000	1/10000						

SNC-RS46/86

Shutter Speed			Iris		Gain		ExpComp	
Value	NTSC(sec)	PAL(Sec)	Value	(F)	Value	(dB)	Value	(EV)
0	1	1	0	Close	0	-3.0	0	-1.75
1	1/2	1/2	1	28	1	0.0	1	-1.5
2	1/4	1/3	2	22	2	2.0	2	-1.25
3	1/8	1/6	3	19	3	4.0	3	-1
4	1/15	1/12	4	16	4	6.0	4	-0.75
5	1/30	1/25	5	14	5	8.0	5	-0.5
6	1/60	1/50	6	11	6	10.0	6	-0.25
7	1/90	1/75	7	9.6	7	12.0	7	0
8	1/100	1/100	8	8.0	8	14.0	8	+0.25
9	1/125	1/125	9	6.8	9	16.0	9	+0.5
10	1/180	1/150	10	5.6	10	18.0	10	+0.75
11	1/250	1/215	11	4.8	11	20.0	11	+1
12	1/350	1/300	12	4.0	12	22.0	12	+1.25
13	1/500	1/425	13	3.4	13	24.0	13	+1.5
14	1/725	1/600	14	2.8	14	26.0	14	+1.75
15	1/1000	1/1000	15	2.4	15	28.0		
16	1/1500	1/1250	16	2.0				
17	1/2000	1/1750	17	1.6				
18	1/3000	1/2500						
19	1/4000	1/3500						
20	1/6000	1/6000						
21	1/10000	1/10000						

SNC-CH140/180/240, SNC-DH140/140T/180/240/240T

Shutter Speed		ExpComp	
Value	(sec)	Value	(EV)
0	1	0	-2.0
1	1/2	1	-1.6
2	1/4	2	-1.3
3	1/8	3	-1.0
4	1/15	4	-0.6
5	1/30	5	-0.3
6	1/50	6	0
7	1/60	7	+0.3
8	1/100	8	+0.6
9	1/250	9	+1.0
10	1/500	10	+1.3
11	1/1000	11	+1.6
12	1/2000	12	+2.0
13	1/4000		
14	1/10000		

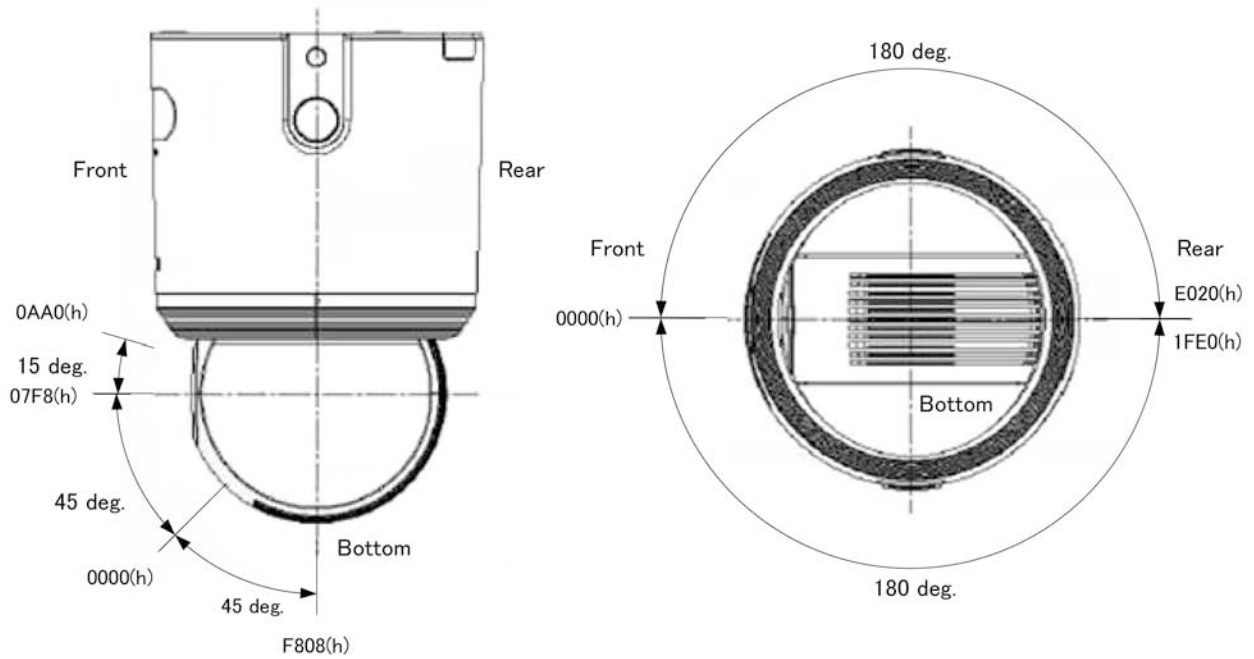
SNC-CH120/160/210/220/260, SNC-DH120/120T/160/210/210T/220/220T/260

Shutter Speed	
Value	(sec)
0	1
1	1/2
2	1/4
3	1/8
4	1/15
5	1/30
6	1/50
7	1/60
8	1/100
9	1/250
10	1/500
11	1/1000
12	1/2000
13	1/4000
14	1/10000

Shutter Speed	
Value	(sec)
1	1/2
2	1/4
3	1/8
4	1/15
5	1/30
6	1/50
7	1/60
8	1/100
9	1/250
10	1/500
11	1/1000
12	1/2000
13	1/4000
14	1/10000

12.14 PanTilter

SNC-RH124, SNC-RS44N/P, SNC-RS46N/P



12.15 PanMovementRange / TiltMovementRange / ZoomMovementRange

Model	Settings	Pan Movement Range	Tilt Movement Range	Zoom Movement Range
SNC-CH120/160/ SNC-DH120/120T/160	Max. image size :1280x1024 Max. image size :1280x720	"FE20" to "01E0"	"FEAB" to "0155" "FF10" to "00F0"	"0064", "012C", "012C"
SNC-CH210 SNC-DH210/210T	Aspect Ratio : 4:3 Aspect Ratio : 16:9	"FD90" to "0270" "FDB7" to "0249"	"FE2C" to "01D4" "FEB7" to "0149"	"0064", "0100", "0100"
SNC-CH220/260 SNC-DH220/220T/260	Max. image size :1280x1024 Max. image size :1280x720	"FE20" to "01E0"	"FE80" to "0180" "FEF2" to "010E"	"0064", "0190", "0190"
SNC-CH240/280 SNC-DH240/240T/280	Max. image size :1920x1440 Max. image size :1920x1080	"FD30" to "02D0"	"FDE4" to "021C" "FE6B" to "0195"	"0064", "0190", "0190"
SNC-RH124/164	-	"E020" to "1FE0"	"E570" to "0AA0"	optical tele end : "4000" digital tele end : "8C40"
SNC-RS44/46/84/86	-	"E020" to "1FE0"	"E570" to "0AA0"	optical tele end : "4000" digital tele end : "7AC0"

12.16 Zoom ratio and Zoom position (expected value)

SNC-RH124/164

Value (Optical Zoom Position Data)	Zoom Ratio	Value (Digital Zoom Position Data)	Digital Zoom Ratio
0000	x 1	4000	x 1
0800	x 1.2	5bc0	x 1.5
1000	x 1.5	69c0	x 2
1800	x 1.9	7e80	x 4
2000	x 2.5	8900	x 8
2800	x 3.4	8c40	x 12
3000	x 4.8		
3800	x 6.8		
4000	x 10.1		

Value (Optical Zoom Position Data)	Zoom Ratio	Value (Digital Zoom Position Data)	Digital Zoom Ratio
0000	x 1	4000	x 1
1606	x 2	6000	x 2
2151	x 3	6A80	x 3
2860	x 4	7000	x 4
2CB5	x 5	7340	x 5
3060	x 6	7540	x 6
32D3	x 7	76C0	x 7
3545	x 8	7800	x 8
3727	x 9	7900	x 9
38A9	x 10	7980	x 10
3A42	x 11	7A40	x 11
3B4B	x 12	7AC0	x 12
3C85	x 13		
3D75	x 14		
3E4E	x 15		
3EF7	x 16		
3FA0	x 17		
4000	x 18		

Value (Optical Zoom Position Data)	Zoom Ratio	Value (Digital Zoom Position Data)	Digital Zoom Ratio
0000	x 1	4000	x 1
166F	x 2	6000	x 2
1FF0	x 3	6A80	x 3
257D	x 4	7000	x 4
2940	x 5	7300	x 5
2C02	x 6	7540	x 6
2E2B	x 7	76C0	x 7
2FEE	x 8	7800	x 8
316A	x 9	78C0	x 9
32B2	x 10	7980	x 10
33D4	x 11	7A00	x 11
34D9	x 12	7AC0	x 12
35C8	x 13		
36A4	x 14		
3773	x 15		
3836	x 16		
38F0	x 17		
39A0	x 18		
3A49	x 19		
3AE8	x 20		
3B7F	x 21		
3C0C	x 22		
3C8E	x 23		
3D06	x 24		
3D73	x 25		
3DD4	x 26		
3E2C	x 27		
3E7C	x 28		
3E2C	x 29		
3F00	x 30		
3F38	x 31		
3F68	x 32		
3F94	x 33		
3FBD	x 34		
3FDF	x 35		
4000	x 36		

12.17 Focus (expected value)

SNC-RH124/164

Focus Position	1000 ~ C000 Far end Near end	
Focus Near Limit	1000 : Over Inf 2000 : 4.5m 3000 : 2.0m 4000 : 1.2m 5000 : 80cm 6000 : 45cm 7000 : 38cm 8000 : 15cm 9000 : 7.0cm A000 : 3.8cm B000 : 2.1cm C000 : 1.0cm	Left listed value may be shifted by thermal conditions. Lower 1 digits is fixed with "00".

SNC-RS44/84

Focus Position	1000 ~ C000 Far end Near end	
Focus Near Limit	1000 : Over Inf 2000 : 8.0m 3000 : 3.5m 4000 : 2.0m 5000 : 1.4cm 6000 : 1m 7000 : 80cm 8000 : 29cm 9000 : 10cm A000 : 4.7cm B000 : 2.3cm C000 : 1.0cm	Left listed value may be shifted by thermal conditions. Lower 1 digits is fixed with "00".

SNC-RS46/86

Focus Position	1000 ~ C000	
	Far end	Near end
Focus Near Limit	1000 : Over Inf	Left listed value may be shifted by thermal conditions. Lower 1 digits is fixed with "00".
	2000 : 20m	
	3000 : 10m	
	4000 : 5m	
	5000 : 3cm	
	6000 : 2m	
	7000 : 1.5m	
	8000 : 32cm	
	9000 : 9.5cm	
	A000 : 4.5cm	
	B000 : 2cm	
	C000 : 1cm	

Revision history

Version	Date	Comment
0.9	Jun.17,2009	Provisional edition
0.91	Jul.17,2009	Provisional edition
0.92	Aug.21,2009	Provisional edition
1.00	Sep.17,2009	Added command of motion video request commands Some parameter addition and the change of the value.
1.10	Nov.17,2009	The CGI command of SNC-CH140/DH140 is added.
1.11	Nov.20,2009	The example of "10. Information request command" is modified.
1.12	Jan.8,2010	The CGI command of SNC-CH180/DH180 is added. Description was added to Appendix.
1.2	Feb.26,2010	The CGI command of SNC-CH240/DH240 is added.
1.21	Apr.09,2010	The CGI command of EdgeStorage is added.
1.22	Apr.20,2010	The CGI command EdgeStorageFunc of the EdgeStorage category is changed to EdgeStorage.
1.3	May.31,2010	The CGI command of SNC-CH120/210 and SNC-DH120/120T is added.
1.31	Jun.15,2010	The CGI command DynamicRangeCompressor is added.
1.4	Jul. 28,2010	SNC-CH160/DH160 is added.
1.5	Aug.26,2010	SNC-CH220 and SNC-DH220/220T are added. The note of ODPre<XXX>Win<YY>Area is modified.
1.6	Sep. 10, 2010	SNC-CH260/280 and SNC-DH260/280 is added.
1.7	Oct. 15, 2010	SNC-CH110 and SNC-DH210/210T is added.
1.8	Nov. 15, 2010	SNC-DH110/110T is added. It corresponded to firmware version 1.3.