



KU-60 1000V Series

KU250-6BCA KU255-6BCA

CUTTING EDGE TECHNOLOGY

As a pioneer with four decades of experience in the development of photovoltaic systems, Kyocera drives the market as a leading provider of PV products. We demonstrate our *Kaizen* philosophy, or commitment to continuous improvement, by setting the industry standard in the innovation of best-in-class solar energy equipment.

QUALITY BUILT IN


- UV-stabilized, anodized aluminum frame in black
- Supported by major mounting structure manufacturers
- Easily accessible grounding points on all four corners for fast installation
- Proven junction box technology with 12 AWG PV wire works with transformerless inverters
- Locking plug-in connectors provide safe, quick connections

PROVEN RELIABILITY

- Kyocera modules confirmed by the Desert Knowledge Australia Solar Centre to have the highest average output of any crystalline module
- First module manufacturer in the world to pass long-term sequential testing performed by TÜV Rheinland
- This series construction also passed TÜV Rheinland's Salt Mist Corrosion Test at Severity Level 6, the most intense test conditions available
- Only module manufacturer to achieve the rank of "Performance Leader" in all six categories of GTM Research's 2014 PV Module Reliability Scorecard

CERTIFICATIONS

- UL1703 Certified and Registered, UL Fire Safety Class C, CEC
- NEC2008 Compliant, IEC 61215/61730, and ISO 14001
- IEC61701 Ed.2 Severity 6 (Salt Mist Corrosion Test)



ELECTRICAL SPECIFICATIONS

Standard Test Conditions (STC)

STC = 1000 W/M² irradiance, 25°C module temperature, AM 1.5 spectrum*

	KU250-6BCA	KU255-6BCA	
P _{max}	250	260	W
V _{mp}	30.5	30.8	V
I _{mp}	8.20	8.28	A
V _{oc}	37.8	38.0	V
I _{sc}	8.75	8.83	A
P _{tolerance}	+5/-0	+5/-0	%

Nominal Operating Cell Temperature Conditions (NOCT)

NOCT = 800 W/M² irradiance, 20°C ambient temperature, AM 1.5 spectrum*

T _{NOCT}	45	45	°C
P _{max}	179	183	W
V _{mp}	27.4	27.7	V
I _{mp}	6.54	6.61	A
V _{oc}	34.6	34.8	V
I _{sc}	7.08	7.15	A
PTC	223.7	228.3	W

Temperature Coefficients

P _{max}	-0.46	-0.46	%/°C
V _{mp}	-0.48	-0.48	%/°C
I _{mp}	0.02	0.02	%/°C
V _{oc}	-0.36	-0.36	%/°C
I _{sc}	0.06	0.06	%/°C
Operating Temp	-40 to +90	-40 to +90	°C

System Design

Series Fuse Rating	15 A
Maximum DC System Voltage (UL)	1,000 V
Hailstone Impact	in (25mm) @ 51mph (23m/s)

* Subject to simulator measurement uncertainty of +/- 3%. KYOCERA reserves the right to modify these specifications without notice.



WARNING: Read the instruction manual in its entirety prior to handling, installing & operating Kyocera Solar modules.

NEC 2008 COMPLIANT
UL1703 LISTED

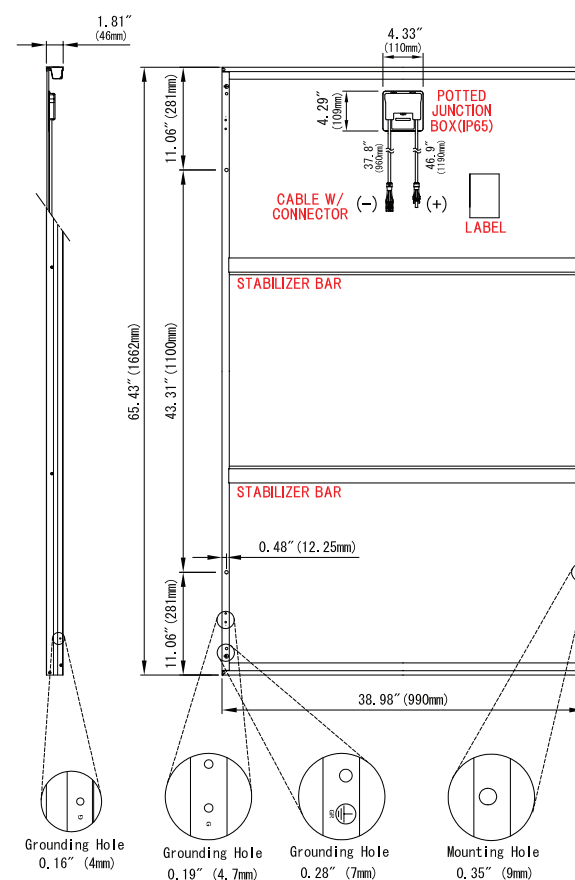
040114

MODULE CHARACTERISTICS

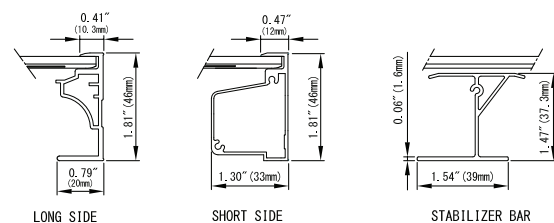
Cells per module:	60 (6 x 10)
Dimensions: length/width/height	65.43in/38.98in/1.81in (1662mm/990mm/46mm)
Weight:	44.1lbs (20.0kg)

PACKAGING SPECIFICATIONS

Modules per pallet:	20
Pallets per 53' container:	36
Pallet box dimensions: length/width/height	66in/40in/47in (1675mm/1005mm/1175mm)
Pallet box weight:	990 lbs (450kg)



FRAME CROSS SECTION DIAGRAM



OUR VALUED PARTNER