

DYO, DYOV

Document # PG01-011

Revised 09/23/13 Page 1/2



Discovery™ iQ 30" Wide Single Wall Ovens

PLANNING GUIDE

WARNING

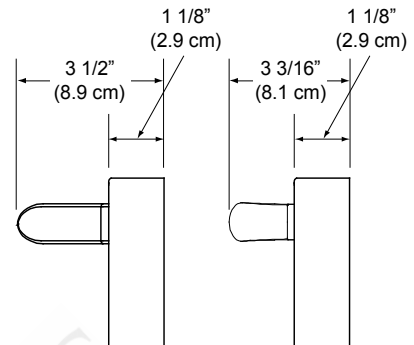
- Observe all governing codes and ordinances during planning and installation. Contact your local building department for further information.
- This appliance must be installed in accordance with the accompanying installation instructions.

Product tolerances: $\pm 1/16"$ (± 1.6 mm), unless otherwise stated.

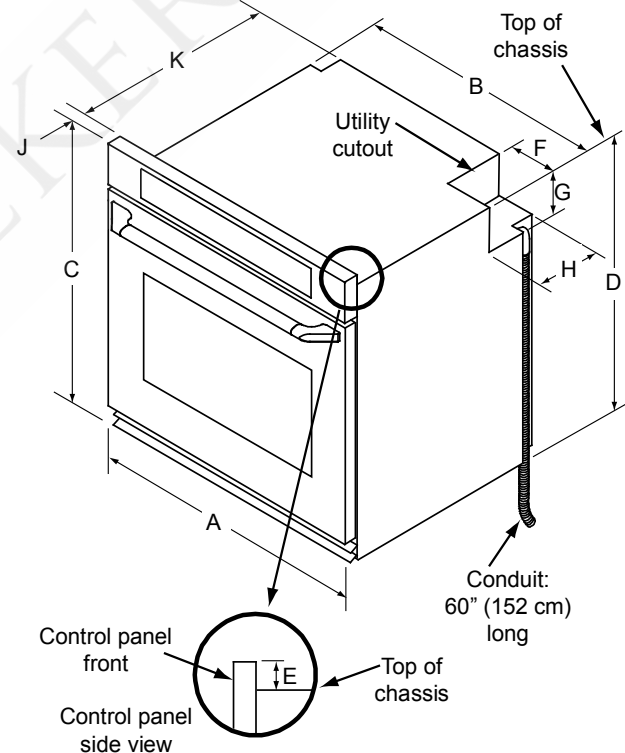
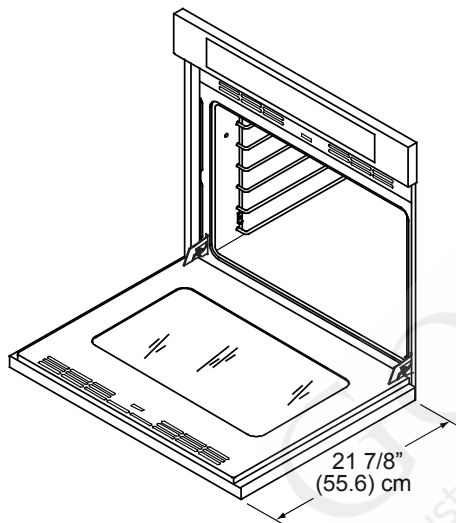
Dedicated Circuit Required	Total Connected Load**
240 Vac, 4-wire*, 60Hz, 30 Amp.	240 Vac 60 Hz, 22.5 Amp. 5.4 kW

* Two 120 Vac hot (L1 and L2), one neutral, one ground.

** This specification is for reference only. See the product data label for exact specifications.



HANDLE DIMENSIONS - SIDE VIEW



A	B	C	D	E	F	G	H	J	K
29 7/8\" (75.9 cm)	28 1/4\" (71.8 cm)	28 3/4\" (73.0 cm)	27 7/16\" (69.7 cm)	1 5/16\" (3.3 cm)	6 1/2\" (16.5 cm)	5\" (12.7 cm)	7 7/8\" (20.0 cm)	1 3/8\" (3.5 cm)	23 1/2\" (59.7 cm)

PRODUCT DIMENSIONS

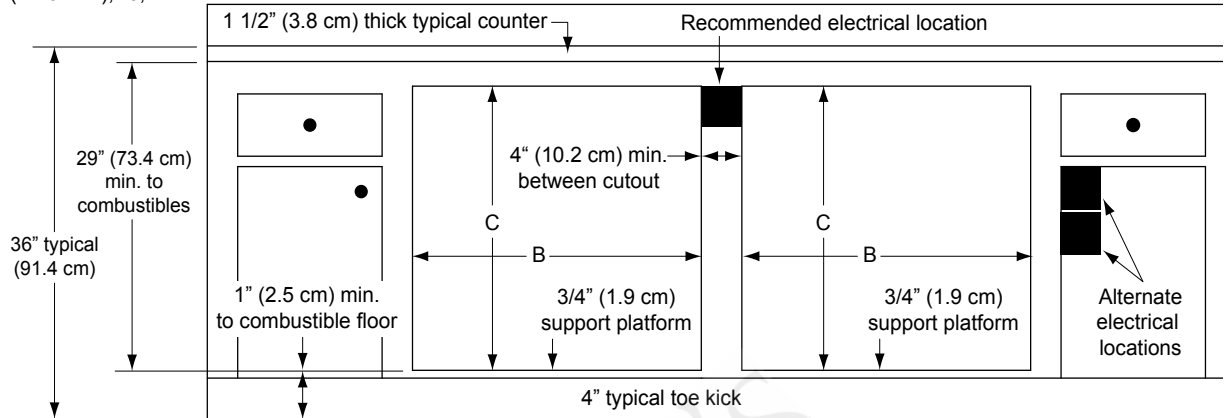




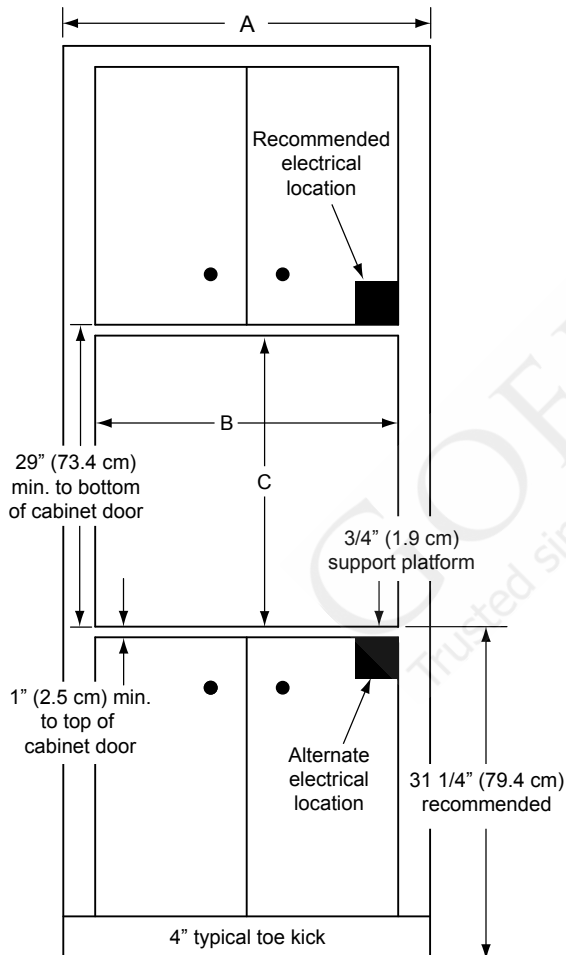
Discovery iQ 30" Wide Single Wall Ovens

PLANNING GUIDE

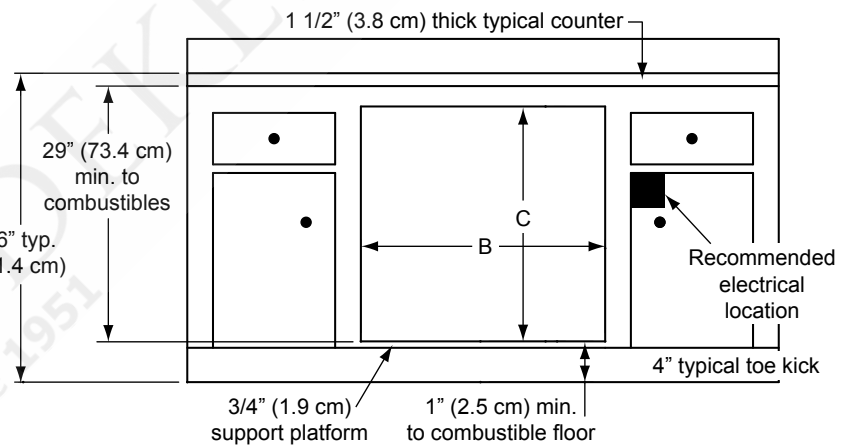
Cutout tolerances: +1/16" (+1.6 mm), -0, unless otherwise stated.



**CUTOUT DIMENSIONS
SIDE-BY-SIDE UNDER-COUNTER INSTALLATION**



**CUTOUT DIMENSIONS -
WALL INSTALLATION**



**CUTOUT DIMENSIONS -
UNDER-COUNTER INSTALLATION**

(A) Standard Installation	(A) Flush Installation	(B) Standard Installation	(B) Flush Installation	(C) Standard Installation	(C) Flush Installation
30" (76.2 cm)	31" (78.7 cm)	28 3/8" to 29" (72.1 cm to 73.7 cm)	30" (76.2 cm)	27 7/16" to 28 1/4" (69.7 cm to 71.8 cm)	28 7/8" (73.3 cm)

CUTOUT DIMENSIONS



NOTES:

- 24" (61.0 cm) minimum standard interior cabinet depth.
25 3/8" (66.0 cm) for flush installation.
- 1/8" (3 mm) minimum clearance from appliance to adjacent cabinet doors/drawers.
- Two (2) Single Ovens are not approved in a stack configuration.