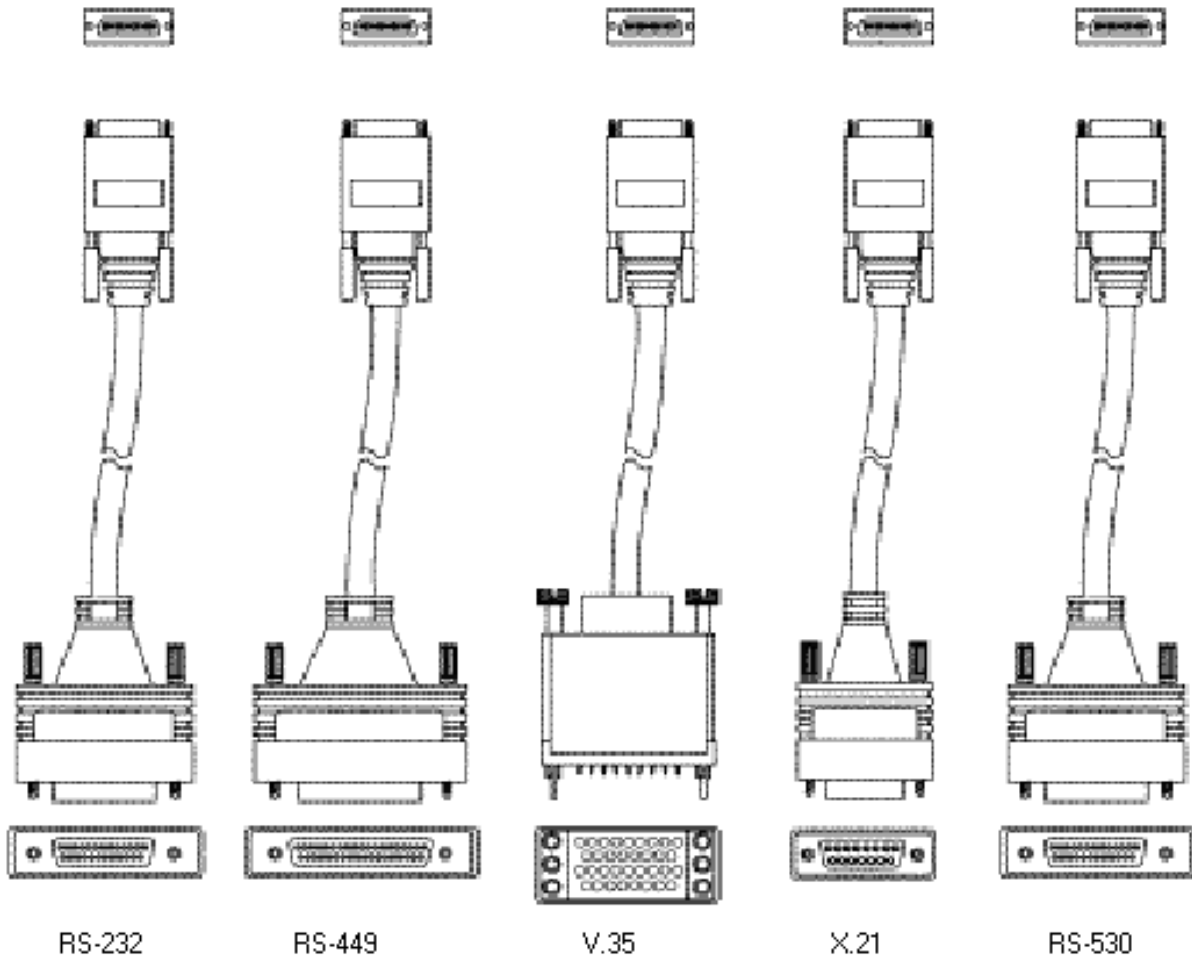



# High Speed Serial Converter (CPSVT26xx) Cable Pin-out Specifications



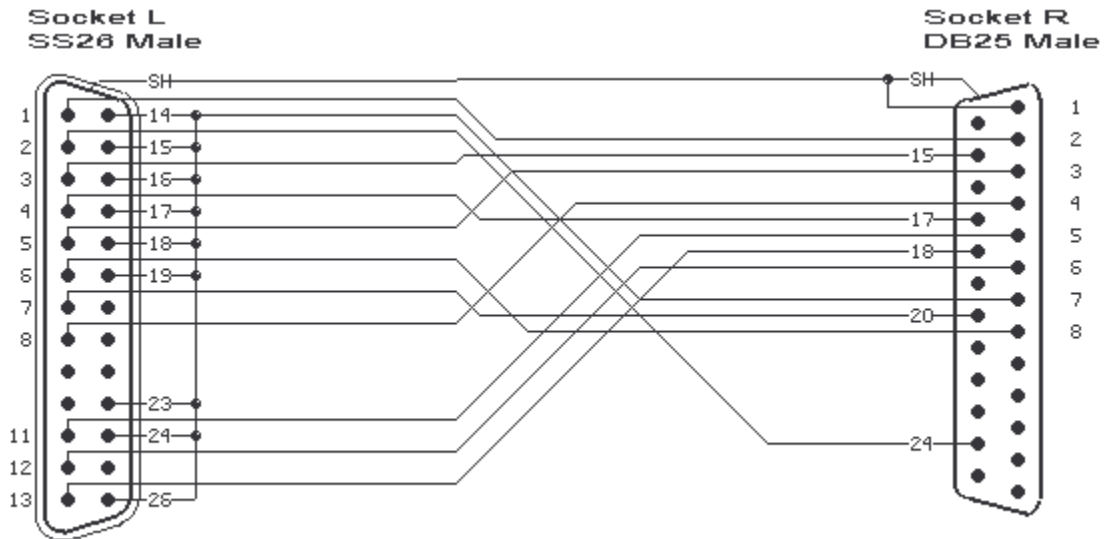
## High Speed Serial Connectors

**Serial Cable Requirements (RS-232, V.35, RS-530, RS-449, X.21)**

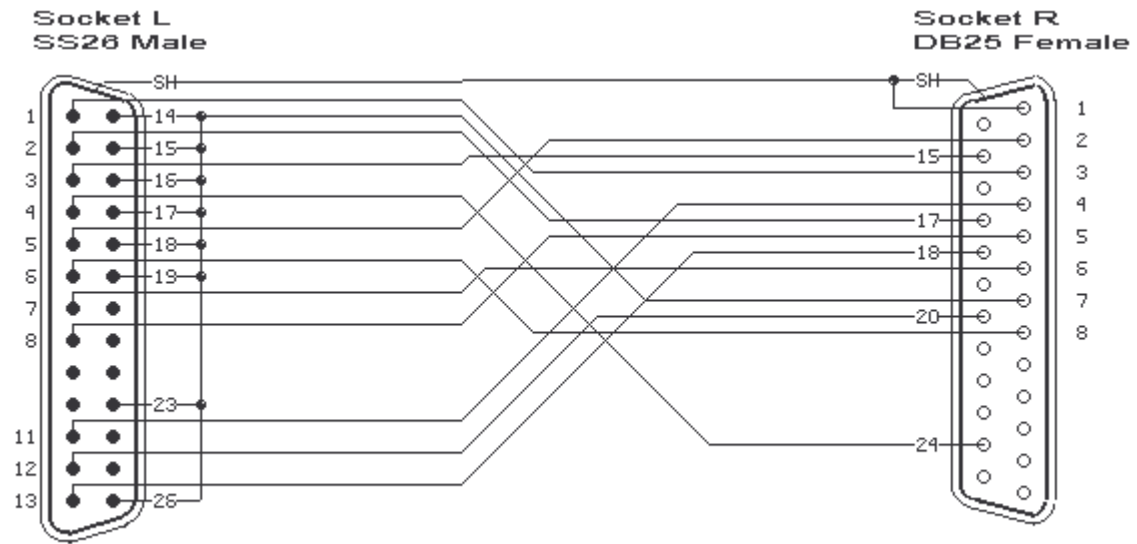
- 28 AWG, 120 Ohm, copper twisted pair cable with maximum capacitance of 12 pf/foot
- Nominal DC resistance (each conductor): 65.0 ohms per 1000 feet.
- Shield type: Aluminum Foil-Polyester Tape/Braid Shield with drain wire.
- Standard Cable length three meters (10 Ft).
- Approval: Underwriters Laboratories (UL).
- Cables are to be labeled with Transition Networks Part number.



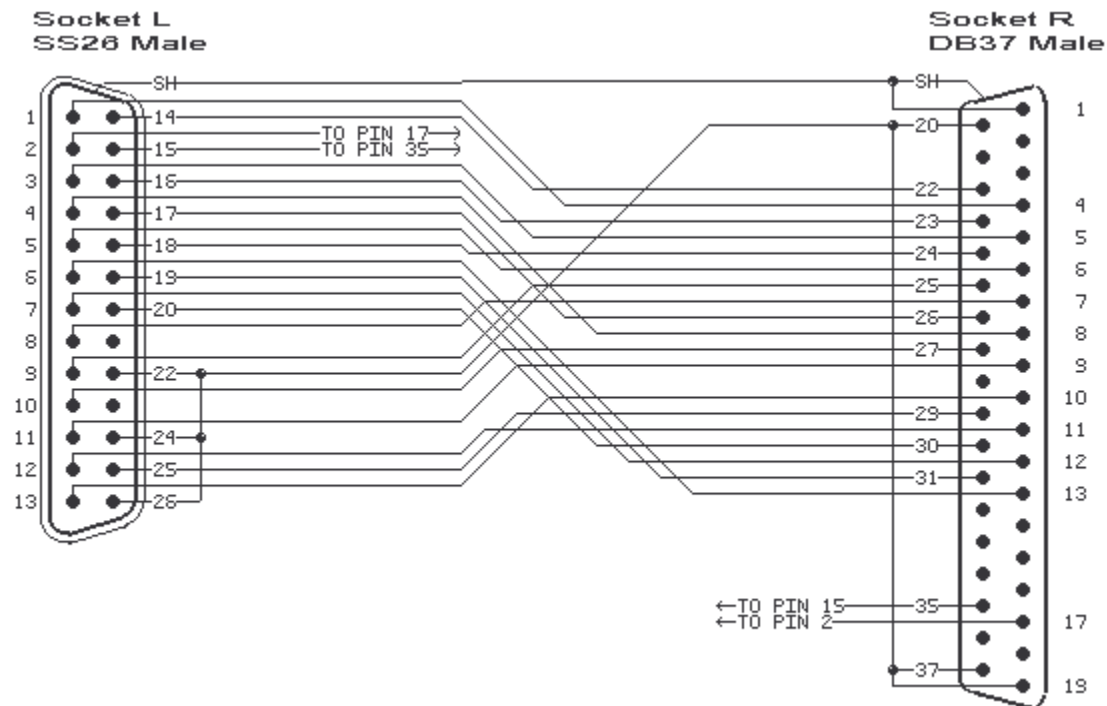
| Transition Part Number 232DTE-3   |  |  |           |                      |             |
|---|--|--|-----------|----------------------|-------------|
| RS-232 DTE High Speed Serial Cable Pin-out (CAB-SS-232MT)                     |  |  |           |                      |             |
| 26-Pin  | Signal Name  | Note                                       | Direction | DB-25 Pin            | Signal Name |
| Drain wire<br>Shell   | Shield   |  | —         | Shell/cover<br>J2-01 | Shield_GND  |
| J1-23<br>J1-24<br>J1-18<br>J1-14<br>J1-19<br>J1-16<br>J1-15<br>J1-17<br>J1-26 | MODE_0<br>MODE_DCE GND<br>GND<br>GND<br>GND<br>GND<br>GND<br>GND | All Pins listed<br>connect to J1-26<br>GND |           | J2-07                | GND         |
| J1-05   | RXD/TXD+   |  | ←         | J2-03                | RXD         |
| J1-01   | TXD/RXD+   |  | →         | J2-02                | TXD         |
| J1-11<br>J1-12  | CTS/RTS+<br>DSR/DTR+   |  | ←<br>←    | J2-05<br>J2-06       | CTS<br>DSR  |
| J1-08<br>J1-07  | RTS/CTS<br>DTR/DSR+  |  | →<br>→    | J2-04<br>J2-20       | RTS<br>DTR  |
| J1-06   | DCD/DCD+   |  | ←         | J2-08                | DCD         |
| J1-03   | TXC/TXC+   |  | ←         | J2-15                | TXC         |
| J1-02   | TXCE/RXC+  |  | →         | J2-24                | TXCE        |
| J1-13   | LL/LL+   |  | →         | J2-18                | LTST        |
| J1-04   | RXC/TXCE+  |  | ←         | J2-17                | RXC         |



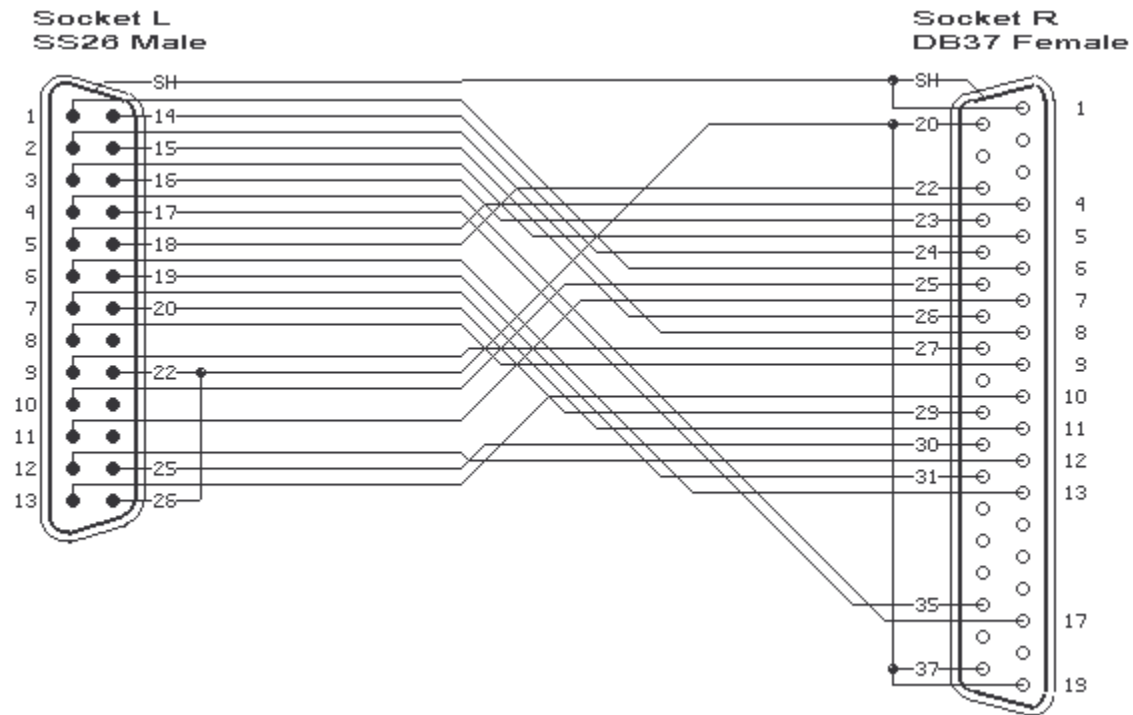
| Transition Part Number 232DCE-3                                      |   |  |           |                      |             |
|--|---|--|-----------|----------------------|-------------|
| RS-232 DCE High Speed Serial Cable Pin-out (CAB-SS-232FC)            |   |  |           |                      |             |
| 26-Pin   | Signal Name   | Note                                       | Direction | DB-25 Pin            | Signal Name |
| Drain wire<br>Shell  | Shield  |  | —         | Shell/cover<br>J2-01 | Shield_GND  |
| J1-23<br>J1-18<br>J1-14<br>J1-19<br>J1-16<br>J1-15<br>J1-17<br>J1-26 | MODE_0<br>GND<br>GND<br>GND<br>GND<br>GND<br>GND<br>GND | All Pins listed<br>connect to J1-26<br>GND |           | J2-07                | GND         |
| J1-05  | RXD/TXD+  |  | <—        | J2-02                | TXD         |
| J1-01  | TXD/RXD+  |  | —>        | J2-03                | RXD         |
| J1-11<br>J1-12   | CTS/RTS+<br>DSR/DTR+                                    |  | <—<br><—  | J2-04<br>J2-20       | RTS<br>DTR  |
| J1-08<br>J1-07   | RTS/CTS<br>DTR/DSR+                                     |  | —><br>—>  | J2-05<br>J2-06       | CTS<br>DSR  |
| J1-06  | DCD/DCD+  |  | —>        | J2-08                | DCD         |
| J1-03  | TXC/TXC+  |  | —>        | J2-15                | TXC         |
| J1-02  | TXCE/RXC+   |  | —>        | J2-17                | RXC         |
| J1-13  | LL/LL+  |  | <—        | J2-18                | LTST        |
| J1-04  | RXC/TXCE+   |  | <—        | J2-24                | TXCE        |



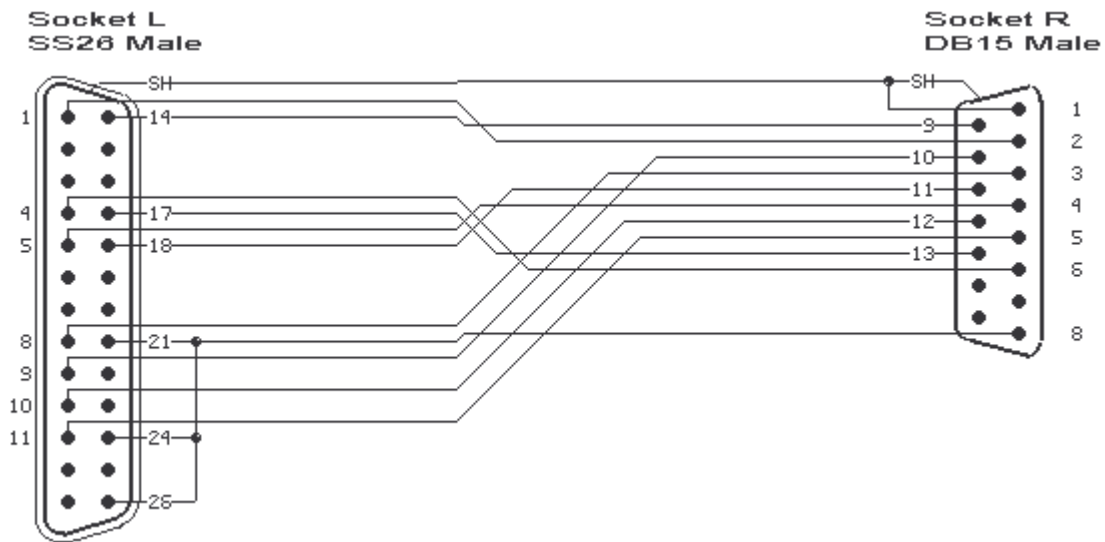
| Transition Part Number 449DTE-3                           |                           |  |           |                         |                |
|---|---------------------------|--|-----------|-------------------------|----------------|
| RS-449 DTE High Speed Serial Cable Pin-out (CAB-SS-449MT) |                           |  |           |                         |                |
| 26-Pin  | Signal Name               | Note                                       | Direction | DB-37 Pin               | Signal Name    |
| Drain wire<br>Shell                                       | Shield                    |  | —         | Shell/cover<br>J2-01    | Shield_GND     |
| J1-22<br>J1-24<br>J1-26                                   | MODE_I<br>MODE_DCE<br>GND | All Pins listed<br>connect to J1-26<br>GND | —<br>—    | J2-19<br>J2-20<br>J2-37 | SG<br>RC<br>SC |
| J1-01<br>J1-14  | TXD/RXD+<br>TXD/RXD-      | Twisted pair                               | →<br>→    | J2-04<br>J2-22          | SD+<br>SD-     |
| J1-03<br>J1-16  | TXC/TXC+<br>TXC/TXC-      | Twisted pair                               | ←<br>←    | J2-05<br>J2-23          | ST+<br>ST-     |
| J1-05<br>J1-18  | RXD/TXD+<br>RXD/TXD-      | Twisted pair                               | ←<br>←    | J2-06<br>J2-24          | RD+<br>RD-     |
| J1-08<br>J1-09  | RTS/CTS<br>RTS/CTS-       | Twisted pair                               | →<br>→    | J2-07<br>J2-25          | RS+<br>RS-     |
| J1-04<br>J1-17  | RXC/TXCE+<br>RXC/TXCE-    | Twisted pair                               | ←<br>←    | J2-08<br>J2-26          | RT+<br>RT-     |
| J1-11<br>J1-10  | CTS/RTS+<br>CTS/RTS-      | Twisted pair                               | ←<br>←    | J2-09<br>J2-27          | CS+<br>CS-     |
| J1-13   | LL/LL+                    |  | →         | J2-10                   | LL             |
| J1-12<br>J1-25  | DTR/DSR+<br>DTR/DSR-      | Twisted pair                               | ←<br>←    | J2-11<br>J2-29          | DM+<br>DM-     |
| J1-07<br>J1-20  | DTR/DSR+<br>DTR/DSR-      | Twisted pair                               | →<br>→    | J2-12<br>J2-30          | TR+<br>TR-     |
| J1-02<br>J1-15  | TXCE/RXC+<br>TXCE/RXC-    | Twisted pair                               | →<br>→    | J2-17<br>J2-35          | TT+<br>TT-     |
| J1-06<br>J1-19  | DCD/DCD+<br>DCD/DCD-      | Twisted pair                               | ←<br>←    | J2-13<br>J2-31          | RR+<br>RR-     |



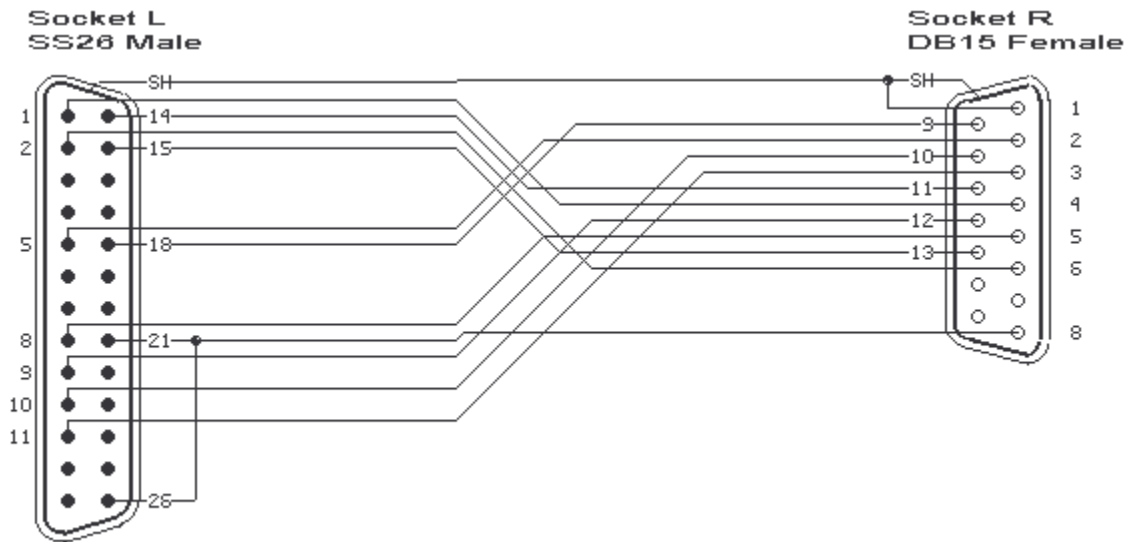
| Transition Part Number 449DCE-3                           |                        |  |           |                         |                |
|---|------------------------|--|-----------|-------------------------|----------------|
| RS-449 DCE High Speed Serial Cable Pin-out (CAB-SS-449FC) |                        |  |           |                         |                |
| 26-Pin  | Signal Name            | Note                                       | Direction | DB-37 Pin               | Signal Name    |
| Drain wire<br>Shell                                       | Shield                 |  | —         | Shell/cover<br>J2-01    | Shield_GND     |
| J1-22<br>J1-26  | MODE_I<br>GND          | All Pins listed<br>connect to J1-26<br>GND | —<br>—    | J2-19<br>J2-20<br>J2-37 | SG<br>RC<br>SC |
| J1-05<br>J1-18  | RXD/TXD+<br>RXD/TXD-   | Twisted pair                               | ←—<br>←—  | J2-04<br>J2-22          | SD+<br>SD-     |
| J1-03<br>J1-16  | TXC/TXC+<br>TXC/TXC-   | Twisted pair                               | →—<br>→—  | J2-05<br>J2-23          | ST+<br>ST-     |
| J1-01<br>J1-14  | TXD/RXD+<br>TXD/RXD-   | Twisted pair                               | →—<br>→—  | J2-06<br>J2-24          | RD+<br>RD-     |
| J1-11<br>J1-10  | CTS/RTS+<br>CTS/RTS-   | Twisted pair                               | ←—<br>←—  | J2-07<br>J2-25          | RS+<br>RS-     |
| J1-02<br>J1-15  | TXCE/RXC+<br>TXCE/RXC- | Twisted pair                               | →—<br>→—  | J2-08<br>J2-26          | RT+<br>RT-     |
| J1-08<br>J1-09  | RTS/CTS<br>RTS/CTS-    | Twisted pair                               | →—<br>→—  | J2-09<br>J2-27          | CS+<br>CS-     |
| J1-06<br>J1-19  | DCD/DCD+<br>DCD/DCD-   | Twisted pair                               | →—<br>→—  | J2-13<br>J2-31          | RR+<br>RR-     |
| J1-07<br>J1-20  | DTR/DSR+<br>DTR/DSR-   | Twisted pair                               | →—<br>→—  | J2-11<br>J2-29          | DM+<br>DM-     |
| J1-12<br>J1-25  | DTR/DSR+<br>DTR/DSR-   | Twisted pair                               | ←—<br>←—  | J2-12<br>J2-30          | TR+<br>TR-     |
| J1-13   | LL/LL+                 |  | →—        | J2-10                   | LL             |
| J1-04<br>J1-17  | RXC/TXCE+<br>RXC/TXCE- | Twisted pair                               | ←—<br>←—  | J2-17<br>J2-35          | TT+<br>TT-     |



| Transition Part Number 21DTE-3                         |                           |  |           |                      |                            |
|--|---------------------------|--|-----------|----------------------|----------------------------|
| X.21 DTE High Speed Serial Cable Pin-out (CAB-SS-21MT) |                           |  |           |                      |                            |
| 26-Pin   | Signal Name               | Note                                       | Direction | DB-15 Pin            | Signal Name                |
| Drain wire<br>Shell                                    | Shield                    |  | —         | Shell/cover<br>J2-01 | Shield_GND                 |
| J1-21<br>J1-24<br>J1-26                                | MODE_2<br>MODE_DCE<br>GND | All Pins listed<br>connect to J1-26<br>GND | —         | J2-08                | CCT GND                    |
| J1-05<br>J1-18   | RXD/TXD+<br>RXD/TXD-      | Twisted pair                               | ←<br>←    | J2-04<br>J2-11       | RECEIVE+<br>RECEIVE-       |
| J1-01<br>J1-14   | TXD/RXD+<br>TXD/RXD-      | Twisted pair                               | →<br>→    | J2-02<br>J2-09       | TRANSMIT+<br>TRANSMIT-     |
| J1-11<br>J1-10   | CTS/RTS+<br>DSR/DTR+      | Twisted pair                               | ←<br>←    | J2-05<br>J2-12       | INDICATION+<br>INDICATION- |
| J1-08<br>J1-09   | RTS/CTS<br>DTR/DSR+       | Twisted pair                               | →<br>→    | J2-03<br>J2-10       | CONTROL+<br>CONTROL-       |
| J1-04<br>J1-17   | RXC/TXCE+<br>RXC/TXCE-    | Twisted pair                               | ←<br>←    | J2-06<br>J2-13       | TIMING+<br>TIMING-         |

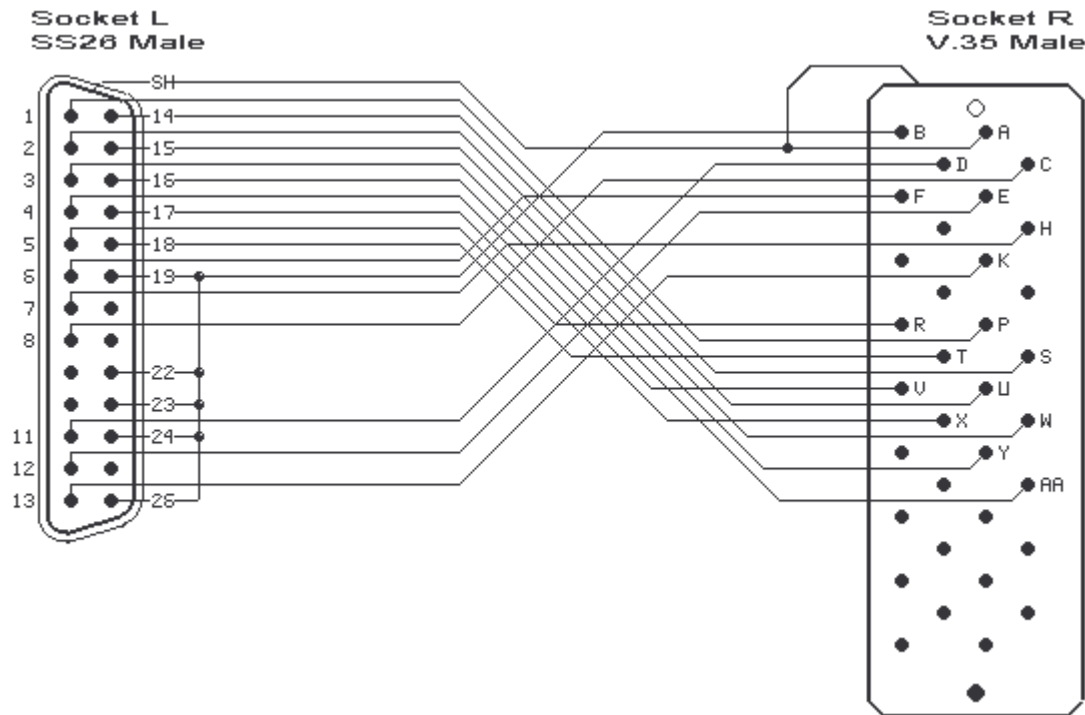


| Transition Part Number 21DCE-3                         |                        |  |           |                      |                            |
|--|------------------------|--|-----------|----------------------|----------------------------|
| X.21 DCE High Speed Serial Cable Pin-out (CAB-SS-21FC) |                        |  |           |                      |                            |
| 26-Pin   | Signal Name            | Note                                       | Direction | DB-15 Pin            | Signal Name                |
| Drain wire<br>Shell                                    | Shield                 |  | —         | Shell/cover<br>J2-01 | Shield_GND                 |
| J1-21<br>J1-26   | MODE_2<br>GND          | All Pins listed<br>connect to J1-26<br>GND |           | J2-08                | CCT GND                    |
| J1-05<br>J1-18   | RXD/TXD+<br>RXD/TXD-   | Twisted pair                               | ←<br>←    | J2-02<br>J2-09       | TRANSMIT+<br>TRANSMIT-     |
| J1-01<br>J1-14   | TXD/RXD+<br>TXD/RXD-   | Twisted pair                               | →<br>→    | J2-04<br>J2-11       | RECEIVE+<br>RECEIVE-       |
| J1-11<br>J1-10   | CTS/RTS+<br>DSR/DTR+   | Twisted pair                               | ←<br>←    | J2-03<br>J2-10       | CONTROL+<br>CONTROL-       |
| J1-08<br>J1-09   | RTS/CTS<br>DTR/DSR+    | Twisted pair                               | →<br>→    | J2-05<br>J2-12       | INDICATION+<br>INDICATION- |
| J1-02<br>J1-15   | TXCE/RXC+<br>TXCE/RXC+ | Twisted pair                               | →<br>→    | J2-06<br>J2-13       | TIMING+<br>TIMING-         |

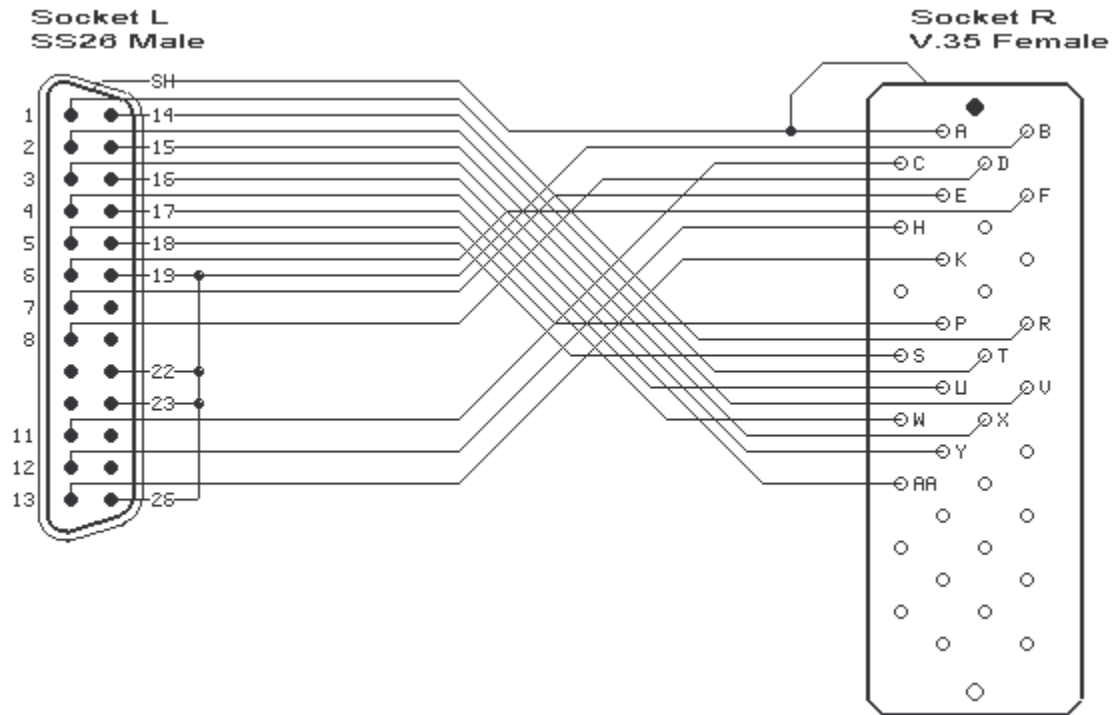




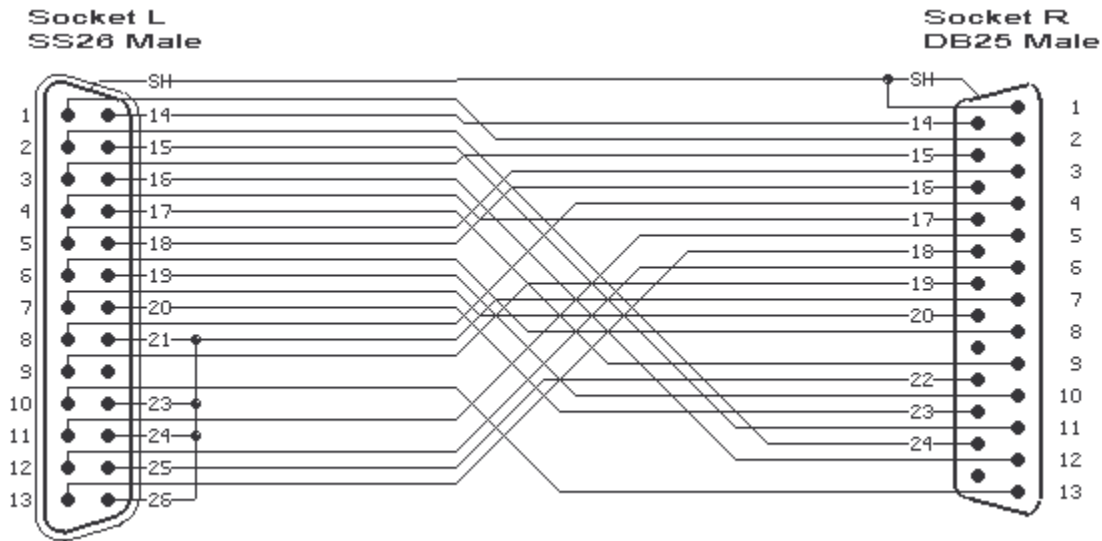
| Transition Part Number 35DTE-3                         |  |  |           |                     |                |
|--|--|--|-----------|---------------------|----------------|
| V.35 DTE High Speed Serial Cable Pin-out (CAB-SS-35MT) |  |  |           |                     |                |
| 26-Pin   | Signal Name                                | Note                                       | Direction | V.35 Pin            | Signal Name    |
| Drain wire<br>Shell                                    | Shield                                     |  | —         | Shell/cover<br>J2-A | Shield_GND     |
| J1-22<br>J1-23<br>J1-24<br>J1-19<br>J1-26              | MODE_1<br>MODE_0<br>MODE_DCE<br>GND<br>GND | All Pins listed<br>connect to J1-26<br>GND | —         | J2-B                | GND            |
| J1-06  | DCD/DCD+                                   |  | ←         | J2-F                | RLSD           |
| J1-13  | LL/LL+                                     |  | →         | J2-K                | LT             |
| J1-05<br>J1-18   | RXD/TXD+<br>RXD/TXD-                       | Twisted pair                               | ←<br>←    | J2-R<br>J2-T        | RD+<br>RD-     |
| J1-01<br>J1-14   | TXD/RXD+<br>TXD/RXD-                       | Twisted pair                               | →<br>→    | J2-P<br>J2-S        | SD+<br>SD-     |
| J1-11  | CTS/RTS+                                   |  | ←         | J2-D                | CTS            |
| J1-12  | DSR/DTR+                                   |  | ←         | J2-E                | DSR            |
| J1-08  | RTS/CTS                                    |  | →         | J2-C                | RTS            |
| J1-07  | DTR/DSR+                                   |  | →         | J2-H                | DTR            |
| J1-04<br>J1-17   | RXC/TXCE+<br>RXC/TXCE-                     | Twisted pair                               | ←<br>←    | J2-V<br>J2-X        | SCR+<br>SCR-   |
| J1-02<br>J1-15   | TCXE/RXC+<br>TXCE/RXC-                     | Twisted pair                               | →<br>→    | J2-U<br>J2-W        | SCTE+<br>SCTE- |
| J1-03<br>J1-16   | TXC/TXC+<br>TXC/TXC-                       | Twisted pair                               | ←<br>←    | J2-Y<br>J2-AA       | SCT+<br>SCT-   |



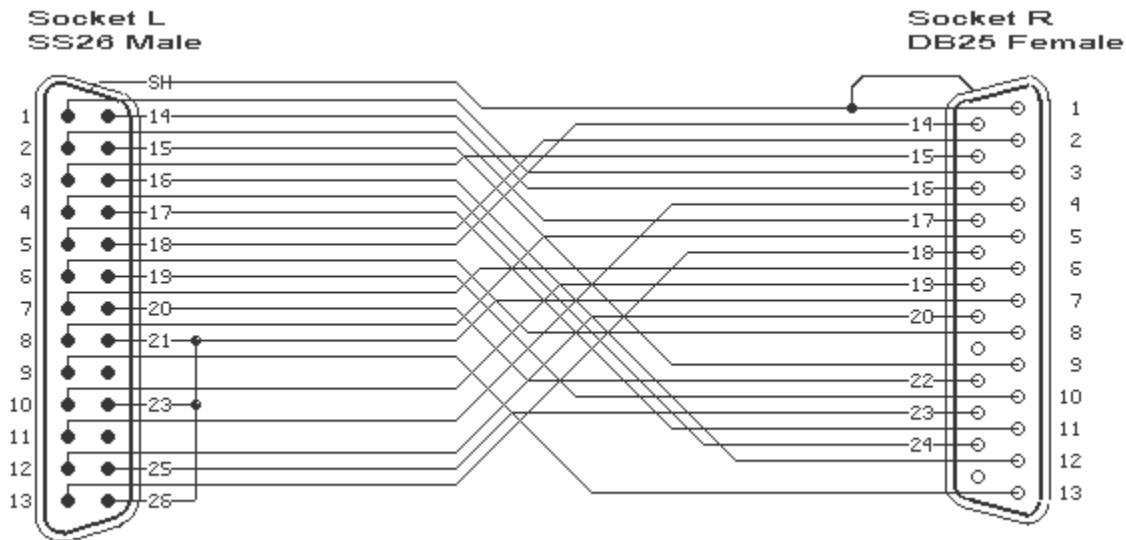
| Transition Part Number 35DCE-3                         |                                |  |           |                     |                |
|--|--------------------------------|--|-----------|---------------------|----------------|
| V.35 DCE High Speed Serial Cable Pin-out (CAB-SS-35FC) |                                |  |           |                     |                |
| 26-Pin   | Signal Name                    | Note                                       | Direction | V.35 Pin            | Signal Name    |
| Drain wire<br>Shell                                    | Shield                         |  | —         | Shell/cover<br>J2-A | Shield_GND     |
| J1-22<br>J1-23<br>J1-19<br>J1-26                       | MODE_1<br>MODE_0<br>GND<br>GND | All Pins listed<br>connect to J1-26<br>GND | —         | J2-B                | GND            |
| J1-06  | DCD/DCD+                       |  | →         | J2-F                | RLSD           |
| J1-13  | LL/LL+                         |  | →         | J2-K                | LT             |
| J1-05<br>J1-18   | RXD/TXD+<br>RXD/TXD-           | Twisted pair                               | ←         | J2-P<br>J2-S        | SD+<br>SD-     |
| J1-01<br>J1-14   | TXD/RXD+<br>TXD/RXD-           | Twisted pair                               | →         | J2-R<br>J2-T        | RD+<br>RD-     |
| J1-11  | CTS/RTS+                       |  | ←         | J2-C                | RTS            |
| J1-12  | DSR/DTR+                       |  | ←         | J2-H                | DSR            |
| J1-07  | DTR/DSR+                       |  | →         | J2-E                | DSR            |
| J1-08  | RTS/CTS                        |  | →         | J2-D                | CTS            |
| J1-04<br>J1-17   | RXC/TXCE+<br>RXC/TXCE-         | Twisted pair                               | ←         | J2-U<br>J2-W        | SCTE+<br>SCTE- |
| J1-02<br>J1-15   | TCXE/RXC+<br>TXCE/RXC-         | Twisted pair                               | →         | J2-V<br>J2-X        | SCR+<br>SCR-   |
| J1-03<br>J1-16   | TXC/TXC+<br>TXC/TXC-           | Twisted pair                               | →         | J2-Y<br>J2-AA       | SCT+<br>SCT-   |



| Transition Part Number 530DTE-3                           |                                     |  |           |                      |                              |
|---|-------------------------------------|--|-----------|----------------------|------------------------------|
| RS-530 DTE High Speed Serial Cable Pin-out (CAB-SS-530MT) |                                     |  |           |                      |                              |
| 26-Pin  | Signal Name                         | Note                                       | Direction | DB-25 Pin            | Signal Name                  |
| Drain wire<br>Shell                                       | Shield                              |  | —         | Shell/cover<br>J2-01 | Shield_GND                   |
| J1-21<br>J1-23<br>J1-24<br>J1-26                          | MODE_2<br>MODE_0<br>MODE_DCE<br>GND | All Pins listed<br>connect to J1-26<br>GND | —         | J2-07                | GND                          |
| J1-06<br>J1-19  | DCD/DCD+<br>DCD/DCD-                | Twisted pair                               | <—<br><—  | J2-08<br>j2-10       | CF(A); DCD+<br>CF(B); DCD-   |
| J1-13   | LL/LL+                              |  | —>        | J2-18                | LL                           |
| J1-05<br>J1-18  | RXD/TXD+<br>RXD/TXD-                | Twisted pair                               | <—<br><—  | J2-03<br>J2-16       | BB(A); RXD+<br>BB(B); RXD-   |
| J1-01<br>J1-14  | TXD/RXD+<br>TXD/RXD-                | Twisted pair                               | —><br>—>  | J2-02<br>J2-14       | BA(A); TXD+<br>BA(B); TXD-   |
| J1-11<br>J1-10  | CTS/RTS+<br>DSR/RTS-                | Twisted pair                               | <—<br><—  | J2-05<br>J2-13       | CB(A); CTS+<br>CB(B); CTS-   |
| J1-03<br>J1-16  | TXC/TXC+<br>TXC/TXC-                | Twisted pair                               | <—<br><—  | J2-15<br>J2-12       | DB(A); TXC+<br>DB(B); TXC-   |
| J1-12<br>J1-25  | DSR/DTR+<br>DSR/DTR-                | Twisted pair                               | <—<br><—  | J2-06<br>J2-22       | CC(A); DSR+<br>CC(B); DSR-   |
| J1-08<br>J1-09  | RTS/CTS<br>RTS/CTS-                 | Twisted pair                               | —><br>—>  | J2-04<br>J2-19       | CA(A); RTS+<br>CA(B); RTS-   |
| J1-04<br>J1-17  | RXC/TXCE+<br>RXC/TXCE-              | Twisted pair                               | <—<br><—  | J2-17<br>J2-09       | DD(A); RXC+<br>DD(B); RXC-   |
| J1-02<br>J1-15  | TCXE/RXC+<br>TXCE/RXC-              | Twisted pair                               | —><br>—>  | J2-24<br>J2-11       | DB(A); TXCE+<br>DB(B); TXCE- |
| J1-07<br>J1-20  | DTR/DSR+<br>DTR/DSR-                | Twisted pair                               | —><br>—>  | J2-20<br>J2-23       | CD(A); DTR+<br>CD(B); DTR-   |



| Transition Part Number 530DCE-3                           |                         |  |           |                      |                              |
|---|-------------------------|--|-----------|----------------------|------------------------------|
| RS-530 DCE High Speed Serial Cable Pin-out (CAB-SS-530FC) |                         |  |           |                      |                              |
| 26-Pin  | Signal Name             | Note                                       | Direction | DB-25 Pin            | Signal Name                  |
| Drain wire<br>Shell                                       | Shield                  |  | —         | Shell/cover<br>J2-01 | Shield_GND                   |
| J1-21<br>J1-23<br>J1-26                                   | MODE_2<br>MODE_0<br>GND | All Pins listed<br>connect to J1-26<br>GND | —         | J2-07                | GND                          |
| J1-06<br>J1-19  | DCD/DCD+<br>DCD/DCD-    | Twisted pair                               | →<br>→    | J2-08<br>j2-10       | CF(A); DCD+<br>CF(B); DCD-   |
| J1-13   | LL/LL+                  |  | ←         | J2-18                | LL                           |
| J1-05<br>J1-18  | RXD/TXD+<br>RXD/TXD-    | Twisted pair                               | ←<br>←    | J2-02<br>J2-14       | BA(A); TXD+<br>BA(B); TXD-   |
| J1-01<br>J1-14  | TXD/RXD+<br>TXD/RXD-    | Twisted pair                               | →<br>→    | J2-03<br>J2-16       | BB(A); RXD+<br>BB(B); RXD-   |
| J1-11<br>J1-10  | CTS/RTS+<br>CTS/RTS-    | Twisted pair                               | ←<br>←    | J2-04<br>J2-19       | CA(A); RTS+<br>CA(B); RTS-   |
| J1-03<br>J1-16  | TXC/TXC+<br>TXC/TXC-    | Twisted pair                               | →<br>→    | J2-15<br>J2-12       | DB(A); TXC+<br>DB(B); TXC-   |
| J1-12<br>J1-25  | DSR/DTR+<br>DSR/DTR-    | Twisted pair                               | ←<br>←    | J2-20<br>J2-23       | CD(A); DTR+<br>CD(B); DTR-   |
| J1-08<br>J1-09  | RTS/CTS<br>RTS/CTS-     | Twisted pair                               | →<br>→    | J2-05<br>J2-13       | CB(A); CTS+<br>CB(B); CTS-   |
| J1-04<br>J1-17  | RXC/TXCE+<br>RXC/TXCE-  | Twisted pair                               | ←<br>←    | J2-24<br>J2-11       | DB(A); TXCE+<br>DB(B); TXCE- |
| J1-02<br>J1-15  | TCXE/RXC+<br>TXCE/RXC-  | Twisted pair                               | →<br>→    | J2-17<br>J2-09       | DD(A); RXC+<br>DD(B); RXC-   |
| J1-07<br>J1-20  | DTR/DSR+<br>DTR/DSR-    | Twisted pair                               | →<br>→    | J2-06<br>J2-22       | CC(A); DSR+<br>CC(B); DSR-   |



| Transition Part Number HSHS-3                |  |  |                 |                                  |                                |
|--|--|--|-----------------|----------------------------------|--------------------------------|
| Back-to-Back High Speed Serial Cable Pin-out |  |  |                 |                                  |                                |
| Reports V.35 MT                              |  |  | Reports V.35 FC |                                  |                                |
| 26-Pin                                       | Signal Name                                | Note   | Direction       | 26-Pin                           | Signal Name                    |
| Drain wire<br>Shell                          | Shield                                     |  | —               | Shell/cover<br>Shield            | Shield                         |
| J1-22<br>J1-23<br>J1-24<br>J1-19<br>J1-26    | MODE_1<br>MODE_0<br>MODE_DCE<br>GND<br>GND | All Pins listed<br>connect to J1-26<br>and J2-26 GND | —               | J2-22<br>J2-23<br>J2-19<br>J2-26 | MODE_1<br>MODE_0<br>GND<br>GND |
| J1-06  | DCD/DCD+                                   |  | ←—              | J2-06                            | DCD/DCD+                       |
| J1-13  | LL/LL+                                     |  | —>              | J2-13                            | LL/LL+                         |
| J1-05<br>J1-18                               | RXD/TXD+<br>RXD/TXD-                       | Twisted pair   | ←—<br>←—        | J2-01<br>J2-14                   | TXD/RXD+<br>TXD/RXD-           |
| J1-01<br>J1-14                               | TXD/RXD+<br>TXD/RXD-                       | Twisted pair   | —><br>—>        | J2-05<br>J2-18                   | RXD/TXD+<br>RXD/TXD-           |
| J1-11<br>J1-12                               | CTS/RTS+<br>DSR/DTR+                       | Twisted pair   | ←—<br>←—        | J2-08<br>J2-07                   | RTS/CTS<br>DTR/DSR+            |
| J1-08<br>J1-07                               | RTS/CTS<br>DTR/DSR+                        | Twisted pair   | —><br>—>        | J2-11<br>J2-12                   | CTS/RTS+<br>DSR/DTR+           |
| J1-04<br>J1-17                               | RXC/TXCE+<br>RXC/TXCE-                     | Twisted pair   | ←—<br>←—        | J2-02<br>J2-15                   | TXCE/RXC+<br>TXCE/RXC-         |
| J1-02<br>J1-15                               | TXCE/RXC+<br>TXCE/RXC-                     | Twisted pair   | —><br>—>        | J2-04<br>J2-17                   | RXC/TXCE+<br>RXC/TXCE-         |
| J1-03<br>J1-16                               | TXC/TXC+<br>TXC/TXC-                       | Twisted pair   | ←—<br>←—        | J2-03<br>J2-16                   | TXC/TXC+<br>TXC/TXC-           |

| Transition Part Number HSCO-3                |             |                                      |           |             |             |
|--|-------------|--------------------------------------|-----------|-------------|-------------|
| 60 Pin Cisco High Speed Serial Cable Pin-out |             |                                      |           |             |             |
| Reports V.35 MT                              |             |                                      |           |             |             |
| 26-Pin                                       | Signal Name | Note                                 | Direction | 60-Pin      | Signal Name |
| Drain wire                                   | Shield      |                                      | —         | Shell/cover | Shield      |
| J1-22  | MODE_1      | All Pins listed connect to J1-26 GND | —         | J2-51       | GND         |
| J1-23  | MODE_0      |                                      |           |             |             |
| J1-24  | MODE_DCE    |                                      |           |             |             |
| J1-19  | GND         |                                      |           |             |             |
| J1-26  | GND         |                                      |           |             |             |
| J1-06  | DCD/DCD+    |                                      | ←         | J2-44       | DCD         |
| J1-13  | LL/LL+      |                                      | →         | J2-33       | LL          |
| J1-05  | RXD/TXD+    | Twisted pair                         | ←         | J2-18       | RD+         |
| J1-18  | RXD/TXD-    |                                      | ←         | J2-17       | RD-         |
| J1-01  | TXD/RXD+    | Twisted pair                         | →         | J2-28       | SD+         |
| J1-14  | TXD/RXD-    |                                      | →         | J2-27       | SD-         |
| J1-11  | CTS/RTS+    |                                      | ←         | J2-42       | CTS         |
| J1-12  | DSR/DTR+    |                                      | ←         | J2-43       | DSR         |
| J1-08  | RTS/CTS     |                                      | →         | J2-35       | RTS         |
| J1-07  | DTR/DSR+    |                                      | →         | J2-34       | DTR         |
| J1-04  | RXC/TXCE+   | Twisted pair                         | ←         | J2-22       | RXC+        |
| J1-17  | RXC/TXCE-   |                                      | ←         | J2-21       | RXC-        |
| J1-02  | TCXE/RXC+   | Twisted pair                         | →         | J2-26       | TXCE+       |
| J1-15  | TXCE/RXC-   |                                      | →         | J2-25       | TXCE-       |
| J1-03  | TXC/TXC+    | Twisted pair                         | ←         | J2-20       | TXC+        |
| J1-16  | TXC/TXC-    |                                      | ←         | J2-19       | TXC-        |