

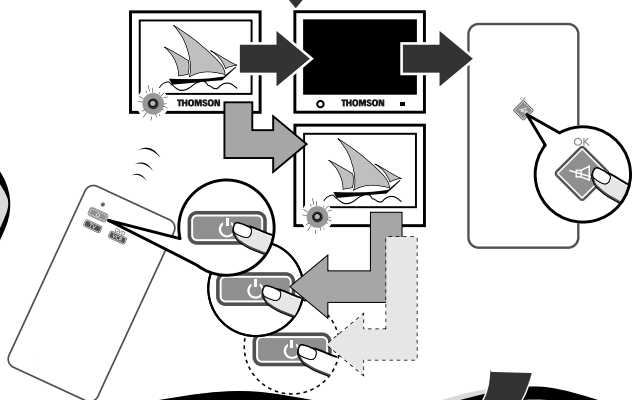

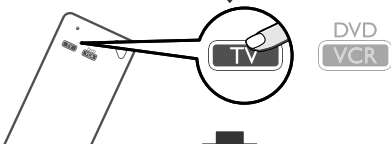
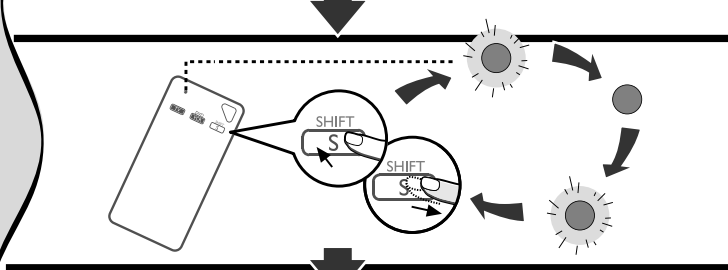

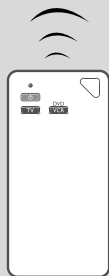
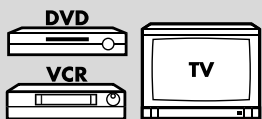


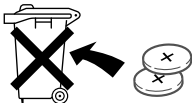
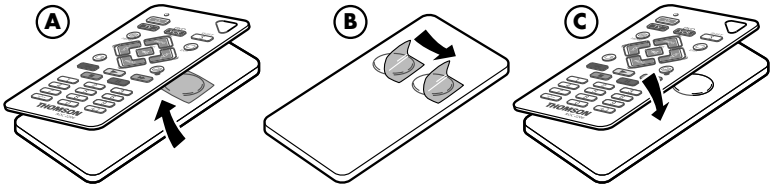
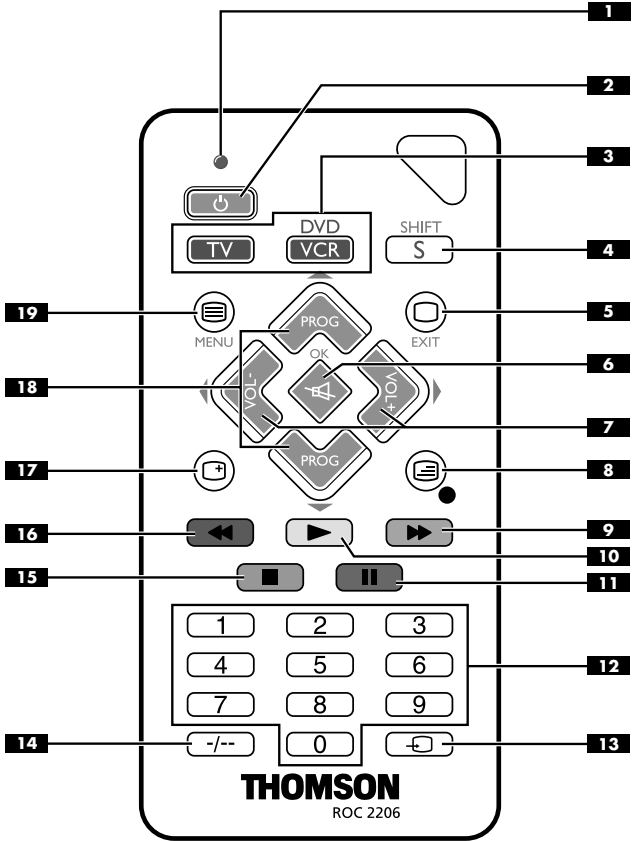
# THOMSON

## ROC2206

---

User manual





Respect the environment and the law!

*Respectez l'environnement et la loi !*











Schützen Sie die Umwelt und halten Sie die geltenden Entsorgungsbestimmungen ein!

*Rispettate l'ambiente e la legge!*

*¡Respete el medio ambiente y la ley!*


**The ROC 2206 is a universal remote control (2 in 1). It can replace 2 remote controls thanks to its 2 mode keys TV, VCR/DVD... It is compatible with the majority of television sets, video cassette recorders, DVD players, satellite and cable receivers as well as terrestrial digital television (DVBT), amplifiers and other audio equipment provided they are controlled by infra red signals. This remote control has been factory programmed to allow you to use it immediately with the majority of Thomson Group devices. We therefore advise you to try it before beginning to program it. If programming is necessary, follow one of the methods A, B, C, D or E that are given in this manual. But before anything else, fit the two batteries into the remote control handset and peel off the tab as shown on the diagram on the inside of the cover. Keep these instructions and the separate list of codes in a safe place so that you can later reprogram your remote control.**

## 1 - Description of keys

- 1 Indicator lamp: the indicator lamp lights up when any key is pressed.
- 2 : On / Standby.
- 3 Remote control mode  
Selects device to control TV, DVD, VCR,...
- 4 **S**: programmes the remote control.  
**SHIFT**: activates the secondary key features (indications in blue).
- 5  (**EXIT**): teletext Off in TV mode.  
**SHIFT** and **EXIT**: turns off the menu of the selected product.
- 6 : switches the TV sound off.  
**SHIFT** and **OK**: confirms a selection.
- 7 **VOL-/VOL+** increases (+) or decreases (-) the volume of the TV set.  
**SHIFT** and **VOL-/VOL+** also allows you to navigate the menus horizontally.
- 8  (**RECORD**): to record (VCR/DVD).
- 9  (**FF**): fast forward\*.
- 10  (**Play**): play\*.
- 11  (**Pause**): stops on an image\*.
- 12 **Number keys 0 to 9**: these keys have the same functions as those of your original remote and are also used to enter the codes for different products.
- 13 **AV**: for selecting an external source (SCART).
- 14 Press this key first before you type in the 2-digit channel number (except for Thomson group products).
- 15  (**STOP**): stop playback\*.
- 16  (**REW**): goes backward or advances forward\*.
- 17 "Info" key.  
Videotext inlay on TV picture.
- 18 **PROG+, PROG-**: programmes zapping button (received by the television set or the satellite receiver); use to scroll vertically through menus  
**SHIFT** and **PROG+/PROG-** also allow you to navigate the menus vertically.
- 19  (**MENU**): teletext On/Off in TV mode.  
**SHIFT** and **MENU**: turns on the menu of the selected products.

\*The coloured buttons can be used to select categories when teletext is activated, and specific functions depending on the make.

## 2 - Testing the remote control before programming





1. Turn on the device that you wish to control.
2. Press the key corresponding (3) to the type of device to control:  
**TV**: television set,  
**VCR/DVD**: video cassette recorder, DVD player.
3. Point the remote control at the device you wish to control and try to turn it off using the  (2) key.  
If the device does not turn off, you must program the remote control using one of the methods **A, B, C** or **D** as described below.

## 3 - Programming the remote control

### Method A - Fast programming with 1-digit subcode

Before you start programming, you must find the **subcode** of the set to be controlled.

Refer to the list provided with these instructions, page 1 of the **codes**.

- 1 Switch on the set you want to control.
2. Hold down the **S** (4) key until the **indicator lamp** (1) remains lit (the indicator light remains on for a few seconds to give you the time to proceed with the following steps. The indicator lamp flashes when this time is almost up, and then goes off).
3. Press the key (3) that corresponds to the type of equipment you want to control:  
**TV**: television set,  
**VCR/DVD**: video cassette recorder, DVD player.
4. While the indicator is lit, type in the subcode (example: 1 for Thomson).
5. Direct the remote control towards the set and try to switch it off by pressing the  (2) key.
6. If the set you want to control switches off, press  (6) to memorise the subcode.
7. If the product doesn't turn off, press the  (2) key repeatedly until the set switches off. Wait approximately one second between key presses to give the **indicator lamp** (1) enough time to go off and light up again. This will allow you to see whether the product responds or not.
8. Immediately upon the switching-off of the set to be controlled, press  (6) to store the subcode.

#### Note:

If you want to assign another type of product than those mentioned on the remote control (with the exception of the **TV** button which can only be used to control a television set), begin by entering the code that corresponds to the product you want to programme (a 3-digit code that you will find in the code booklet – see method B).

Example: if you want to control a satellite receiver with the **VCR/DVD** key, begin by entering a satellite code (any satellite, for example: 603 for a Thomson satellite receiver) then begin the procedure.

#### Check of the programming:

In principle, your set is ready for receiving the remote control commands. Check your remote control for proper functioning by performing the test described on page 3.

## Method B – 3-digit codes Programming

Before you start programming, you must find the code of the set to be controlled.

Refer to the list provided with these instructions, page II of the codes.

1. Switch on the set you want to control.
2. Hold down the **S (4)** until the **indicator lamp (1)** remains lit (the indicator light remains on for a few seconds to give you the time to proceed with the following steps. The indicator lamp flashes when this time is almost up, and then goes off).
3. Press the key **(3)** that corresponds to the type of equipment you want to control:  
**TV**: television set,  
**VCR/DVD**: video cassette recorder, DVD player.
4. While the indicator is lit, enter the first digit of the 3-digit code proposed for the set to be controlled (example: **036** for Thomson). The red indicator then goes off if the code is correct or flashes, if the code is not on the list.
5. Direct the remote control towards the set and try to switch it off by pressing the **⏻ (2)** key.
6. Should the set not switch off, repeat step 2. Then type in the next 3-digit code. Try to switch off the set by pressing **⏻ (2)** key once. Repeat this procedure by trying out each of the 3-digit codes.

### Check of the programming:

*In principle, your set is ready for receiving the remote control commands. Check your remote control for proper functioning by performing the test described on page 3.*

## Method C – Programming by means of code retriever

*Should none of the codes work, you still have the possibility of retrieving the appropriate code without having to perform any input.*

1. Switch on the set you want to control.
2. Hold down the **S (4)** until the **indicator lamp (1)** remains lit (the indicator light remains on for a few seconds to give you the time to proceed with the following steps. The indicator lamp flashes when this time is almost up, and then goes off).
3. Press the key **(3)** that corresponds to the type of equipment you want to control:  
**TV**: television set,  
**VCR/DVD**: video cassette recorder, DVD player.
4. Direct the remote control towards the set and try to switch it off by pressing the **⏻ (2)** key.
5. If the set you want to control switches off, press **⏻ (2)** key to memorise the subcode.
6. Should the set not switch off, press **⏻ (2)** key, as many times as required (up to 200 times), until the set switches off. Wait approximately one second between key presses to give the **indicator lamp (1)** enough time to go off and light up again. Proceeding this way will enable you to see whether the set responds or not.
7. Immediately upon the switching-off of the set to be controlled, press **⏻ (2)** key to store the subcode.

### Note:

*If you want to assign another type of product than those mentioned on the remote control, begin by entering a code that corresponds to the product you want to programme (a 3-digit code that you will find in the code booklet – see method B).*

*Example: if you want to control a satellite receiver with the **VCR/DVD** key, begin by entering a satellite code (any satellite, for example: 603 for a Thomson satellite receiver) then begin the procedure.*

### Check of the programming:

*In principle, your set is ready for receiving the remote control commands. Check your remote control for proper functioning by performing the test described on page 3.*

## Method D - Automatic code search

*With this method, the remote control scrolls through the full code list by sending an IR signal to the set to be controlled remotely. Proceed as follows:*

1. Check that your equipment is on. If not, switch it on manually.
2. Hold down the **S (4)** until the **indicator lamp (1)** remains lit (the indicator light remains on for a few seconds to give you the time to proceed with the following steps. The indicator lamp flashes when this time is almost up, and then goes off).
3. Release the **S (4)** key.
4. Press the key corresponding to the type of equipment (for example TV).
5. Press the **PROG+ (18)** key once. After a few seconds the remote control begins to list all the codes included in the library (around 1 code per second). Press **PROG+ (18)** a second time to reduce the speed of the test (1 code every 3 seconds). As soon as the device changes channel you must immediately press **⏻ (2)** to record the code and stop the listing. If you have gone past the code, you can go back to the previous code by pressing **PROG- (18)** as many times as necessary (you can go forward by pressing **⏻ (2)** or **PROG+ (18)**). As soon as the device reacts again, press **⏻ (2)** to record the code.

### Note:

*If you want to assign another type of product than those mentioned on the remote control, begin by entering a code that corresponds to the product you want to programme (a 3-digit code that you will find in the code booklet – see method B).*

*Example: if you want to control a satellite receiver with the **VCR/DVD** key, begin by entering a satellite code (any satellite, for example: 603 for a Thomson satellite receiver) then begin the procedure.*

## Method E – Programming for control of a COMBO (combined TV-VCR, TV/DVD, VCR/DVD, ... set)

*Depending on the COMBO group (TV/VCR, VCR/DVD, etc.) and the make, you will be required to enter a single code for both devices in the COMBO, or to enter two codes, one code per device. Consult the separate list to discover this. Before you start programming, you must find the **subcode** or **code** of the subset to be controlled (television or video recorder).*

*Refer to the list supplied with this user manual (see page **subcodes** or **codes**).*

1. Switch on the COMBO you want to control.
2. Hold down the **S (4)** until the **indicator lamp (1)** remains lit (the indicator light remains on for a few seconds to give you the time to proceed with the following steps. The indicator lamp flashes when this time is almost up, and then goes off).
3. Press the **TV (3)** key, then follow one of the programming methods (A, B, C or D) described earlier.
4. If a second code programming is required, then repeat steps 2 and 3 above.

#### 4 - How to retrieve a programmed code

It may be useful to retrieve the code programmed in the remote control.

1. Hold down the **S (4)** key until the **indicator lamp (1)** remains lit (the indicator light remains on for a few seconds to give you the time to proceed with the following steps. The indicator lamp flashes when this time is almost up, and then goes off).
2. Press the key **(3)** that corresponds to the type of equipment you want to control:  
**TV**: television set,  
**VCR/DVD**: video cassette recorder, DVD player.
3. Press **S (4)** again briefly. The **indicator lamp (1)** flashes once.
4. Press the number keys **(0 to 9)** in ascending order until the **indicator lamp (1)** flashes once.
5. The digit which made the **indicator lamp (1)** flash, is the first number of the 3-digit code. Please make note of it.
6. Repeat step 4 to find out the two other numbers of the code.
7. When the third number is found, the red indicator lamp **(1)** goes off.

#### 5 - Check of the programming

- For a television or a satellite receiver: switch on and, for example, press **(18)** to change channels.

- DVD player: load a DVD and then press **PLAY (10)**.

Try other remote control keys to find out the range of functions you can control. If you think that not all of the keys are active, try the programming **Method B** or **C**.

**When you have retrieved the code of your set, jot it down so that you can use it whenever needed.**

**After battery replacement, you may have to programme the remote control again.**

TV CODE		

VCR/DVD CODE		

#### 6 - Other functions

##### Adjustment of ALL volume controls under a specific mode.

You can allocate the volume control to one of the modes of the remote control on condition that the volume control exists on the corresponding device (e.g. control of TV sound in VCR/TV mode).

1. Hold down the **S (4)** key until the **indicator lamp (1)** remains lit.
2. Release the **S (4)** key.
3. Press the **⏏ (6)** key. The **indicator lamp (1)** flashes once.
4. Press once on the mode key (**TV, VCR/DVD...**) corresponding to the device whose volume will always be controlled by the **VOL (7)** and **⏏ (6)** keys.
5. Press the **⏏ (6)** key once.

##### Adjustment of the volume controls for EACH mode.

You can decide that the volume control is functional for each mode selected on condition that the volume control exists on the corresponding device (e.g. control of the television set sound in TV mode, the control of the sound of the SAT receiver in SAT mode, ...).

1. Hold down the **S (4)** key until the **indicator lamp (1)** remains lit.
2. Release the **S (4)** key.
3. Press the **⏏ (6)** key. The **indicator lamp (1)** flashes once.
4. Press once on the mode key (**TV, VCR/DVD...**) corresponding to the device whose volume will always be controlled by the **VOL (7)** and **⏏ (6)** keys.
5. Press the **VOL - (7)** key once.
6. Press the **⏏ (6)** key once.

#### 7 - The NAVILIGHT system

The THOMSON NAVILIGHT navigation system allows you easy access to the settings of your television set (TV) or your video recorder (VCR) fitted with the THOMSON NAVILIGHT system provided that you have allocated the **VCR/DVD** key to the video recorder.

1. Switch on the set you want to control.
2. Press the key corresponding to the type of set you want to use (**TV** or **VCR/DVD**). In the **VCR/DVD** position, make sure that the AV mode is activated for the TV set (the SCART socket must be selected).
3. Press the **S (4)** key once and then press the **⏏ (19)** key.
4. Navigate through the setting menus with the play keys **▲, ▼, ◀** and **▶ (18 and 7)**.
5. Validate with **OK (6)**.
6. To leave the menus, press key **EXIT (5)** once.

Note: The **S (4)** key remains on as long as light **1** is lit. If this light goes out, you have to press the **S (4)** key again before using the navigation keys. To exit this mode, press **S (4)** a second time.

#### THOMSON HELPLINE

You can contact THOMSON by dialling:  
**0871 712 1312**  
(For Great-Britain, all calls will be charged £0.10/min)  
**www.thomson-europe.com**



**ENGLISH** - Do not mix different types of batteries or new and old batteries. Do not use rechargeable batteries. In order to avoid any risk of explosion, observe polarities indicated inside the battery compartment. Replace only with the type of batteries specified above. Do not throw them into fire, do not recharge them. If you are not using the remote control for a long period of time, remove the batteries. Please respect the environment and prevailing regulations. Before you dispose of batteries or accumulators, ask your dealer whether they are subject to special recycling and if they will accept them for disposal.

**Français** - Ne mélangez pas différents types de piles ou des piles neuves et usagées. N'utilisez pas de piles rechargeables. Afin d'éviter tout risque d'explosion, respectez les polarités indiquées au fond du compartiment à piles. Utilisez uniquement des piles du type spécifié. Ne les jetez pas au feu, ne les rechargez pas. Si vous n'utilisez pas la télécommande pendant une période prolongée, retirez les piles. Respectez l'environnement et la loi ! Avant de jeter des piles (ou des accumulateurs), informez-vous auprès de votre distributeur pour savoir si elles (ou ils) font l'objet d'un recyclage spécial, et s'il peut se charger de les récupérer.

**DEUTSCH** - Verwenden Sie nie Batterien unterschiedlicher Marken bzw. verbrauchte und neue Batterien. Keine wiederaufladbaren Batterien einsetzen. Achten Sie stets beim Einlegen der Batterien auf die Angabe der Polarisierungsrichtung. Batterien dürfen nicht in offenes Feuer geworfen werden. Wenn Sie Ihre Fernbedienung über längere Zeit nicht benutzen, nehmen Sie bitte die Batterien heraus. Batterien gehören nicht in den Hausmüll. Als Verbraucher sind Sie gesetzlich verpflichtet, gebrauchte Batterien zurückzugeben. Sie können Ihre alten Batterien bei den öffentlichen Sammelstellen in Ihrer Gemeinde oder überall dort abgeben, wo Batterien der betreffenden Art verkauft werden.

**ITALIANO** - Non mescolate diversi tipi di batterie e non utilizzate batterie vecchie e nuove allo stesso tempo. Non utilizzate batterie ricaricabili. Al fine di evitare qualsiasi rischio di esplosione, rispettate le polarità indicate all'interno del vano batterie. Sostituitele solo con il tipo di batteria sopra specificato. Non gettatele nel fuoco, non ricaricatele. Se non utilizzate il telecomando per un lungo periodo, togliete le batterie. Rispettate l'ambiente e la legge! Prima di gettar via le pile (o gli accumulatori) informatevi presso il vostro distributore per sapere se sono o no oggetto di riciclaggio speciale e se può incaricarsi di recuperarli.

**ESPAÑOL** - No mezcle diferentes tipos de pilas, nuevas y antiguas. No utilice pilas recargables. Para evitar riesgos de explosión, respete las polaridades indicadas en el compartimento de las pilas. Sustituya las pilas por otras iguales a las especificadas anteriormente. No las quemé y no las recargue. Si no tiene que utilizar el mando a distancia durante un periodo prolongado de tiempo, retire las pilas. ¡Respete el medio ambiente y la ley! Antes de tirar las pilas o acumuladores, pregunte a su distribuidor si éstas son objeto de algún reciclaje especial y si él puede encargarse de su recuperación.

**NEDERLANDS** - Mix geen verschillende batterijen of oude en nieuwe batterijen. Gebruik geen oplaadbare batterijen. Respecteer de polariteit zoals aangegeven in het batterij compartiment om de kans op een eventuele explosie te voorkomen. Alleen vervangen met het batterijtype zoals hierboven aangegeven. Gooi batterijen nooit in het vuur, niet herladen. Indien u de afstandsbediening langere tijd niet gebruikt, verwijder dan de batterijen. Eerbidlyc de natuur en de wetgeving! Alvorens de batterijen (of de accumulator) weg te werpen, vraag aan uw dealer of deze het voorwerp uitmaken van een bijzondere recycling en of hij belast is met de ophaling ervan.

**PORTUGUÊS** - Não misture diferentes tipos de pilhas ou pilhas novas e antigas. Não utilize pilhas recarregáveis. Para evitar qualquer risco de explosão, respeite as polaridades indicadas no compartimento das pilhas. Substitua as pilhas por outras iguais às especificadas anteriormente. Não as queime nem as recarregue. Se não utilizar o telecomando durante um longo período de tempo, retire as pilhas. Respeite o ambiente e a lei! Antes de deitar fora as pilhas (ou os acumuladores) informe-se junto do seu distribuidor para saber se elas (ou eles) estão sujeitas (o)s a uma reciclagem especial e se ele pode encarregar-se de as/os recolher.

**ΕΛΛΗΝΙΚΑ** - Μην χρησιμοποιείτε μαζί καινούργιες και παλιές μπαταρίες. Μην χρησιμοποιείτε επαναφορτιζόμενες μπαταρίες ή γα να αποφεύγετε τον κίνδυνο έκρηξης. Σεβαστείτε την πολιότητα στην τοποθέτηση των μπαταριών. Επαναποθετήστε μόνο με τον ίδιο τύπο μπαταριών που αναγράφονται παραπάνω. Μην πετάτε τις μπαταρίες στην φωτιά. Μην τις επαναφορτίσετε. Αν δεν χρησιμοποιείτε το τηλεχειριστήριο για πολύ καιρό βγάλτε τις μπαταρίες. Προστατέψτε το περιβάλλον και τηρείτε το νόμο ! Πριν πετάσετε μπαταρίες μιας χρήσης (ή επαναφορτιζόμενες), επικοινωνήστε με το διανόμεσας και ρωτήστε τον αν οι μπαταρίες υφίστανται ειδική ανακύκλωση και αν ο ίδιος αναλαμβάνει να τις πάρει πίσω.

**РУССКИЙ** - Не устанавливайте вместе новые и старые батарейки, не используйте батарейки различных типов и подзаряжаемые батарейки. Во избежание взрыва соблюдайте полярность, указанную внутри отсека для батарей. Заменяйте батарейки только батарейками указанного выше типа. Не выбрасывайте их в огонь, не заряжайте их. Если вы не намерены пользоваться пультом дистанционного управления в течение длительного времени, выньте батарейки из отсека для батарей. Бережно относитесь к окружающей среде и соблюдайте законы! Перед тем, как избавиться от старых батареек (или аккумуляторов) свяжитесь с торговой организацией, чтобы узнать, не принимает ли она их для переработки и утилизации.

**POLSKI** - Nie mieszaj różnych typów baterii ani nie używaj nowych baterii razem ze starymi. Nie używaj akumulatorów. Aby uniknąć ryzyka wybuchu, wkładaj baterie zgodnie ze znakami biegunów wewnątrz kieszeni na baterie. Wymieniaj jedynie na baterie podanego wyżej typu. Nie wyrzucaj baterii do ognia, ani nie ładuj ich ponownie. Jeżeli przez długi okres nie używasz pilota, wyjmij baterie. Szanuj środowisko naturalne i przestrzegaj praw! Zanim wyrzucisz zużyte ogniwka (lub akumulatory), dowiedz się u dystrybutora, czy podlegają one recyklingowi i czy może on je od Ciebie w tym celu odebrać.

**ČESTINA** - Nepoužívejte baterie různých typů, neměchejte staré baterie s novými. Nepoužívejte dobíjecí baterie. Při vkládání baterií dbejte na správnou polaritu, vyznačenou uvnitř bateriového pouzdra, při nedodržení polarity hrozí nebezpečí exploze. Baterie nahraďte pouze výše specifikovaným typem. Baterie nevhazte do ohně a nedobíjejte je. Pokud nebudete dárkový ovladač delší dobu používat, baterie vyjměte. Chraňte životní prostředí a dodržujte zákon! Než vyhodíte článkové (nebo akumulátorové) baterie do odpadu, informujte se u prodejce přístroje, zda není organizován sběr použitých baterií a jejich speciální recyklace v souladu s právní úpravou na ochranu životního prostředí.

**MAGYAR** - Ne keverje a különböző típusú illetve a régi és az új elemeket. Ne használjon újratölthető elemeket sem. A tartóban jelölt polaritás szerint helyezze be a megfelelő elemeket. A kimerült elemeket tilos tűzbe dobni és újratölteni. Ha hosszabb ideig nem használja a távirányítót vegye ki belőle az elemeket. Tartsa tiszteltben a környezetet és a törvényt! Az elemek (vagy az akkumulátorok) szemétté történő kibocsátása előtt kérjezse meg eladójától, hogy azok részt vesznek-e egy speciális újrafeldolgozási programban, illetve foglakozik-e a kimerült elemek (akkumulátorok) összegyűjtésével.

**SVENSKA** - Blanda inte olika sorters batterier eller nya med gamla batterier. Använd inte uppladdningsbara batterier. Det är viktigt att batterierna sätts i på rätt sätt och att den rekommenderade typen av batterier används. Utsätt aldrig batterierna för eld. Om fjärrkontrollen inte används under lång tid rekommenderar vi att batterierna tas ut. Tänk på miljön! Förbrukade batterier (eller uppladdningsbara batterier) läggs i de speciella uppsamlingslådor som finns uppstapade i din kommun, eller återlämnas till en återförsäljare av batterier för återvinning.

**NORSK** - Bland ikke ulike typer batterier eller nye og gamle batterier. Bruk ikke oppladbare batterier. Det er viktig at batteriene settes i på riktig måte og at den anbefalte typen batterier benyttes. Utsett aldri batteriene for ild. Om fjernkontrollen ikke benyttes over lang tid anbefaler vi at batteriene tas ut. Tenk på miljøet. Oppbrukte batterier (eller oppladbare batterier) legges i spesielle oppsamlingsplasser som du blant annet finner hos de fleste forhandlere av forbrukerelektronikk.

**DANSK** - Forskellige typer af batterier bør ikke blandes så som gamle og nye batterier. Benyt ikke genopladelige batterier. For at undgå en eksplosion bør de respektive pol indikationer som er markeret på indersiden af produktet, hvor batterierne skal sættes i. Erstat kun batterierne med de ovennævnte typer. Batterier må ikke kastes ind i ild, og må ikke genoplades. Hvis De over en længere periode ikke benytter fjernbetjening, skal batterierne tages ud. Respekter miljøet og lovgivningen! Indes De smider batterier (eller akkumulatorer) ud, bør De henvende Dem til Derss forhandler for at få at vide, om disse indgår i en special genbrugsordning, og om de således kan afleveres hos forhandleren.

**SUOMI** - Älä käytä sekaisin erilaisia paristoja, esim. uusia ja vanhoja. Rajähilyvaoron vältämiseksi laita paristot oikein päin paristokoteloon. Ohjeet löydät paristokotelon pohjasta. Käytä vain yllä mainitun tyypin paristoja. Älä heitä vanhoja paristoja tulen alkä lätoja nitä uudeelleen. Mikäli et käytä kaukoäädintä pitkään aikaan, poista paristot kaukoäädimestä. Noudata lakia ja kunnioita luontoa! Ennen kuin heität kuluneet paristot (tai akut) jätteesiin, niin kysy jällemyyntijätkä kuuluvako ne mahdollisesti erikoiskierätykseen ja keräälä hän ne tallen.

**ROC2206**

Model and serial number

**THOMSON Sales Europe**  
46, quai A. Le Gallo  
92648 Boulogne Cedex  
FRANCE  
322 019 464 RCS NANTERRE  
<http://www.thomson-europe.com>

---

  36114510 © Copyright THOMSON 2006

Dealer's address



**GB** Subcodes

**RU** Подкоды

**F** Sous-codes

**PL** Kody pomocnicze

**D** Unter-codes

**CZ** Podkódy

**I** Sotto-codici

**H** Alkódok

**E** Subcódigos

**S** Underkoder

**NL** Subcodes


**N** Underkoder



**P** Sub-códigos


**DK** Underkoder

**GR** Υποκωδικοί

**SF** Alakoodit

 <b>TV</b>							
THOMSON BRANDT	TELEFUNKEN SABA NORDMENDE BAIRD FERGUSON	GRUNDIG BLAUPUNKT	NOKIA FINLUX ITT, LUXOR DANTAX, BEKO PROSONIC	FOR FUTURE USE	FOR FUTURE USE	PHILIPS ERRES PYE PHILCO RADIOLA	SONY, AKAI PANASONIC JVC, SHARP TOSHIBA DAEWU
1	2	3	4	5	6	7	8

 <b>DVD</b>  <b>VCR</b>							
THOMSON BRANDT	TELEFUNKEN SABA NORDMENDE BAIRD FERGUSON	GRUNDIG BLAUPUNKT	NOKIA FINLUX ITT, LUXOR DANTAX, BEKO PROSONIC	FOR FUTURE USE	FOR FUTURE USE	PHILIPS ERRES PYE PHILCO RADIOLA	SONY, AKAI PANASONIC JVC, SHARP TOSHIBA DAEWU
1	2	3	4	5	6	7	8

 <b>SAT</b>							
THOMSON BRANDT	TELEFUNKEN SABA NORDMENDE FERGUSON	GRUNDIG	NOKIA FINLUX ITT LUXOR	FOR FUTURE USE	FOR FUTURE USE	PHILIPS PHILCO	PACE ECHOSTAR
1	2	3	4	5	6	7	8



# TV codes

ACME	005
ADA	002
ADC	012, 005
ADMIRAL	019, 108, 002, 001, 047, 000
ADPSON	003
ADZ	002
ADR	123
ADR	003, 009, 004
AINA	184, 248, 291
AJAI	011, 086, 009, 068, 004, 006, 008, 051, 061, 088, 169, 200, 133, 141, 069
AKBA	011
AURA	169, 074, 002, 009, 011, 071
ALBA	028, 027, 009, 011, 003, 068, 083, 169, 047, 245, 248, 162, 062
ALBERAL	037
ALLOS	154
ALLEGIAN	157, 026
ALLSTAR	051
AMPLIFON	003
ANSTRAD	011, 009, 068, 074, 002, 108, 071, 049, 030, 123, 013
ANAM	009, 045, 109
ANGELO	009
ANTECH	009, 002, 043, 109
ANSONIC	009, 014
ARCAN	003
ARC EN CIEL	126, 045, 139
ARISTONAL	169, 051
ARTHUR MARTIN	158
ASA	017, 110, 016, 018, 000, 021
ASBERG	051, 043
ASTRA	009
ASUNA	011, 002, 003
ATLANTIC	169, 003, 051, 157
ATOL	009
AUDISON	003, 009, 011, 051, 139, 157, 090
AUDISON	003
AUSNO	043
AUTOVOK	003, 002, 101, 157, 000, 125, 043
BAIRD	111, 139, 245
BANG & OLUFSON	199, 000
BARCO	112
BASIC LINE	009, 011, 051, 245
BASTRE	003
BAUR	169, 118, 076, 141, 132
BEKO	042, 083, 084, 007
BEON	169, 051
BEST	113
BESTAR	051, 245
BINATONE	003
BLACK DIAMOND	171
BLACK PANTHER LINE	245
BLACK STAR	129
BLUPRINT	117, 202, 135, 008, 022, 100
BLUE KEY	011
BLUE STAR	120
BONDSTEC	129
BOOTS	003
BPL	120
BRANDT	127, 045, 022, 036, 126, 139, 046
BRON VEGA	051, 169, 000
BREITANNA	003
BREITSONIC	920
BRUNS	000, 007
BSR	131, 026
BTC	011
BUSH	028, 027, 032, 009, 011, 019, 205, 009, 051, 068, 169, 107, 113, 139, 167, 245, 248, 024, 132, 120, 042
CAPSONIC	002
CARREFOUR	027
CASCADE	009
CATHAY	051, 169
CENTRUM	168, 205
CENTURION	051, 169
CENTURY	000
CSE	129, 047, 131, 043
COMLINE	009, 028
CITY	009
CLARVOK	169, 037
CLARTRONIC	009, 011, 051, 002, 083, 003, 129, 030, 043
COMBITECH	248
CONCORDE	009
CONCOR	198, 051, 083, 003, 245
CONTEC	002, 009, 027, 030, 029
CONTINENTAL EDISON	002, 111, 036, 045, 126, 139, 046
COSMEL	009
CROSLY	129, 131, 000, 043
CROWN	009, 169, 083, 047, 051, 245, 121, 043
CS ELECTRONICS	011, 129, 003
CTC	129
CTC CLARTRONIC	014
CYBERCOM	177, 038, 171, 002, 009, 206, 205, 207, 208, 210, 169, 042, 044, 127, 047, 061, 063, 067, 068, 103, 107, 115, 154, 168, 185, 229, 209, 894, 924, 933, 248, 291
CYBERMAX	177, 038, 171, 002, 009, 206, 205, 207, 208, 210, 211, 169, 015, 042, 044, 047, 048, 049, 061, 063, 067, 068, 087, 103, 107, 115, 127, 154, 155, 168, 170, 185, 229, 209, 894, 924, 933, 248, 291
CYTRON	177, 038, 171, 002, 009, 206, 205, 207, 208, 210, 211, 169, 015, 042, 044, 047, 048, 049, 061, 063, 067, 068, 087, 103, 107, 115, 127, 154, 155, 168, 170, 185, 229, 209, 894, 924, 933, 248, 291
CYBERTRON	011
DAEWOO	094, 009, 191, 003, 051, 115, 245
DANISH	011
DANSA	002, 169, 051
DANTEK	171, 161, 169, 088, 034, 113
DANSARA	009
DARTON	009
DARTRON	245
DE GRAAF	019, 006, 003
DECCA	003, 169, 004, 051, 123, 030
DELL	025
DESMET	051, 169
DINGTOW	227, 228
DISENY	148
DITL	009, 169, 051
DTS	009
DUAL	177, 038, 171, 002, 009, 206, 207, 208, 169, 042, 044, 127, 047, 061, 063, 067, 068, 083, 103, 107, 115, 126, 131, 139, 154, 160, 168, 228, 343, 924, 933, 248, 291, 125, 089
DUAL-TEC	009, 131, 003
DUNMONT	003, 014, 017, 018, 000
DUX	169
DYNARON	051, 169
ELBE	108, 157, 037
ELCOT	000
ELECTRO TECH	009
ELEKTA	120

ELIN	051, 003, 169, 016, 018
ELITE	011, 051
ELMAN	014, 131
ELTA	009
ENERSON	141, 127, 000
ERRES	169, 051
ESC	245
ETRON	009
EUROFEEL	002
EUROLINE	149, 169, 088
EUROMANN	002, 051, 003
EUROPHON	003, 014, 051, 131, 123
EXPERT	157
FENNER	009, 115
FERGUSON	127, 166, 035, 169, 036, 050, 052, 111, 163, 037
FIDELITY	003, 019, 068, 074, 096
FINLANDIA	019, 006, 110, 128
FINLEY	061, 087, 063, 083, 084, 016, 167, 110, 131, 157, 169, 051, 017, 018, 014, 000, 123, 043
FIRSTLINE	003, 129, 009, 051, 042, 024
FISHER	004, 003, 018, 083, 131, 000, 027, 029, 040
FLINT	051, 113
FORNENTI	001, 169, 003, 131, 133, 000, 043, 125
FORTESS	001, 000
FRONTECH	019, 002, 009, 068, 118, 129, 120, 021
FUNTSU	116, 004, 157
FUNJI	002, 026
GALXY	047, 083
GEC	009, 027, 131
GEE	169, 003, 004, 041, 051, 141, 123, 132
GEOSDO	019, 009, 131
GENERAL TECHNIC	009, 248
GENEXIA	011, 051, 021
GOLDSTAR	084, 129, 003, 009, 019, 051, 131, 169, 171, 261, 012, 093
GOODMANS	009, 111, 002, 004, 027, 169, 028, 051, 068, 115, 127, 171, 245, 283, 093
GORENIE	083
GRIP	011
GRIP	141, 142, 021
GRANADA	177, 019, 003, 004, 149, 027, 031, 051, 054, 004, 064, 133, 138, 128, 040, 043, 123
GRANDON	009, 169, 011, 245, 120
GRUNDIG	117, 091, 114, 101, 135, 008, 017, 136, 043
H & B	343, 228
HAZ	228
HALFAX	002, 003
HAMPTON	003
HANSEATIC	009, 003, 027, 169, 051, 083, 118, 131, 141, 007, 026
HANWOOD	009, 123
HARWOOD	177
HCAL	002, 003, 009, 074, 120
HEFVOK	139
HINARI	171, 009, 011, 027, 051, 066, 169, 248, 043, 137
HSAMA	011, 113, 120
HENSEX	156
HTACH	027, 019, 085, 134, 153, 213, 140, 144, 003, 118, 004, 016, 023, 041, 045, 047, 131, 133, 138, 139, 141, 021, 046, 033, 123, 142
HOSHIA	011
HORVYPHON	051
HUANVU	003, 115
HYGASHI	003
HYPER	003, 009, 129, 131
HYPPON	002, 003, 051, 169, 120
ICE	009, 002, 003, 011, 051, 068
IMPERAL	047, 051, 083, 129, 131, 021, 043
INDESIT	024, 101
INDIANA	051, 169
INGELER	022
INGERSOL	009
INNO HIT	009, 011, 003, 004, 051, 169, 245, 093, 123
INNOVATION	171, 111, 002, 009, 169, 061, 067, 068, 103, 107, 115, 154, 168, 177, 248, 291
INTERBUY	009, 129, 109
INTERFUNK	051, 129, 169, 139, 141, 000, 021
INTERTRONIC	894
INTERVISION	002, 003, 014, 109
IRIDIUM	009, 011, 051, 169, 068
ISHOW	011
ITEC	003, 131
ITS	011, 051, 068, 120
ITT	061, 009, 143, 031, 133, 141, 021, 142, 132
ITT/INDIA	133, 142, 021
ITV	169, 171, 009, 088, 245
JEC	164
JVC	051, 053, 027, 068
KANSON	009, 011, 003, 120
KANSONIC	003
KAMP	003
KAPSCH	157, 021
KARCHER	169, 003, 009, 016, 037
KENEDD	019, 014, 028, 108, 245
KENNEY	131, 157
KNESSLEY	003
KNEISEL	174
KOCHER	051
KONIA	047, 068, 229, 011
KORPEL	051, 169
KORTING	009
KYTRON	009
KYDIA	003
KURO	121
KYODI	027
LENCO	009, 245
LENDOR	003, 009
LESA	129
LEVITO	169, 002, 004, 051, 026
LG	084, 119, 129, 149, 019, 003, 051, 088, 131, 169, 171, 009, 261, 093
LESENK	169
LIFE	002, 009, 061, 067, 068, 103, 107, 115, 154, 168, 169, 171, 177, 291
LIFETEC	177, 038, 171, 002, 009, 206, 205, 207, 208, 210, 211, 169, 015, 042, 044, 047, 048, 049, 061, 063, 067, 068, 087, 103, 107, 115, 127, 154, 155, 168, 170, 185, 229, 209, 894, 924, 933, 248, 291
LOEWE	097, 008, 051, 169, 000
LOGIK	030
LUMA	019, 169, 141, 157
LUMATRON	002, 171, 019, 088, 051, 014, 069, 107, 141, 157, 245
LUX HAV	051
LUXOR	141, 019, 047, 003, 077, 138, 093, 132
MELECTRONIC	009, 014, 169, 018, 003, 036, 051, 068, 110, 115, 139, 021, 109
M-P	133
MAGNADYNE	014, 129, 131, 169, 000, 123
MAGNATON	003, 014, 043, 123
MAGNUM	002, 111, 009, 169, 171, 061, 067, 068, 103, 107, 115, 154, 168, 177, 200, 291
MANDOR	002
MANSERH	002, 169, 003, 028, 051
MARINTE	051, 169
MARELU	000
MARK	051, 169



PREMIERE	400, 519
PROZ	445, 450
REBOX	476
SAGEM	648
SCHNIGER	630
SHARP	059
SONY	447
TEVION	445, 450
<b>THOMSON</b>	332
TOP-UP TV	527, 531, 457



## DVD codes

ACOUSTIC SOLUTIONS	383
AGS	894, 333
AIRFREY	384
AKAI	377, 383
AKAI	349, 333, 382
AKASHI	346
ALBA	384, 350, 381, 357
ALL-TEL	333
AMES	383
ANSTRAD	350
ANIBA	961
ANSONIC	356
ARCY	921, 384, 357, 911, 390, 913, 949
ARENA	923
ASPIRE	952
A-TREND	347
AUXON	942
AUDIOSONIC	382
AUDIOVOX	942
BAIER	349
B & K	978
BLACK DIAMOND	350
BLAUPUNKT	384
BLUE SKY	373, 357, 350
BUSH	384, 382, 350, 381, 356
<b>BRANDT</b>	373, 340
BROKSONIC	920, 947
CAMBRIDGE	376
CENTREX	357
CENTROS	952, 951, 954, 955
CENTRON	932
CENTRUM	346, 926, 928, 927, 350
CINETEC	350
CINEVISION	375
CLATRONIC	357, 894
CLASSIC	383
COM	923
CORY	332, 916, 946, 947, 948, 357, 221
COTERON	344
CROWN	373, 382
C-TECH	341
CURTIS	930, 948
CYBERCOM	354, 930, 932, 330, 335, 339, 340, 341, 342, 345, 352, 358, 371, 923, 343, 924, 933, 338, 334, 344, 464, 464, 464
CYBERHOME	347, 912, 985
CYBERLINK	220
CYBERMAXX	354, 930, 373, 932, 330, 335, 339, 340, 341, 342, 345, 352, 358, 371, 895, 896, 897, 898, 899, 900, 901, 902, 903, 904, 923, 905, 343, 924, 933, 375, 906, 338, 372, 334, 344, 464, 464, 464
CYTRON	356, 930, 373, 932, 330, 335, 339, 340, 341, 342, 345, 352, 358, 371, 895, 896, 897, 898, 899, 900, 901, 902, 903, 904, 923, 905, 343, 924, 933, 375, 906, 338, 372, 334, 344, 464, 464, 464
DAEWOO	353, 354, 965, 355, 971, 947, 925
DANSA	351
DAYTRON	925
DCE	356
DENZEI	392
DENON	364, 389
DENVER	381
DESUP	958
DIAMOND	373, 341
DIAPHRAGM	950
DISK	942
DIGITREX	357
DIGITRON	386
DISNEY	339, 902
DK DIGITAL	356
DIX	356
DIVY	375, 932
DIVY	357, 333
DORCON SYSTEMS	356
DUNL	334, 344, 464
DURABRAND	333, 375
DVD 1024	929
ELTA	365, 382, 894, 333
EMERSON	339, 375
ENCORE	386
ENCER	392
EUROLINE	894
EUROSAT	350
ESA	954
FARENHEIT	940
<b>FERGUSON</b>	373
FINLUX	375, 357
FIRSTLINE	373
FISHER	378
FINW	339
GE	384
GOLDEN SPHERE	341
GOODMANS	373, 382, 350, 333
GOLDSTAR	375, 907, 972
GO-VIDEO	383, 338, 367, 971
GPX	910
GRADIENTE	373
GRAETZ	392
GRUNDIG	385, 370, 380
H & B	343, 350
HARROW/HARROW	375
HAAZ	341, 342
HANSAATIC	375, 351
HOM	894
HE	383
HENSEKE	156
HITACHI	367, 368, 387, 392
HITEXER	357
HOMER	356
HOMIE ELECTRONICS	383
HOMER	934, 935, 936, 937, 938
HOVO	392

HYUNDAI	351
ILO	959
INTERTRONIC	893, 933, 894
INITIAL	384
INTEGRAL	374
JATON	392
JBL	395
JOB	383
JVC	341, 400, 944, 462
KARACHER	357
KIMMISH	333
KENDO	354, 923, 350
KENWOOD	393, 364
KISS	392
KLF	384
KONKA	908, 909
KOSS	358, 373
LAWSON	341
LASONIC	341
LICSON	376
LENCO	373, 350, 356
LENDOXY	931, 346, 382
LG	375, 907, 972
LIFE	372, 373
LIFETEC	354, 930, 373, 932, 330, 335, 339, 340, 341, 342, 345, 352, 358, 371, 895, 896, 897, 898, 899, 900, 901, 902, 903, 904, 923, 905, 343, 924, 933, 375, 906, 338, 372, 334, 344, 464, 464, 464
LIMIT	341
LINT	356
LITEON	370, 375
LOEWI	370, 375
LOGIX	351
LUMATRON	332, 342
MANNOVIX	342, 379, 979, 980, 981, 370, 914
MANHATTAN	350
MANANTZ	370, 379, 981, 375, 362
MARK	350
MASITEC	335
MATSU	373, 357, 350
MBO	394, 383, 382
MAON	331, 350
MEDION	354, 930, 373, 932, 330, 335, 339, 340, 341, 342, 345, 352, 358, 371, 895, 896, 897, 898, 899, 900, 901, 902, 903, 904, 923, 905, 343, 924, 933, 375, 906, 338, 372, 334, 344, 464, 464, 464
MEMOREY	356, 339, 920
NETZ	346, 350
MICROMAXX	354, 893, 930, 373, 932, 330, 335, 339, 340, 341, 342, 345, 352, 358, 371, 895, 896, 897, 898, 899, 900, 901, 902, 903, 904, 923, 905, 343, 924, 933, 375, 906, 338, 372, 334, 344, 464, 464, 464
MICROSOFT	399
MICROSTAR	354, 930, 373, 932, 330, 335, 339, 340, 341, 342, 345, 352, 358, 371, 895, 896, 897, 898, 899, 900, 901, 902, 903, 904, 923, 905, 343, 924, 933, 375, 906, 338, 372, 334, 344, 464, 464, 464
MINATO	349
MINITEK	384
MIRRORE	349
MITSUBISHI	350, 366
MONYKA	392
MUSTEK	383
MURON	373
NAO	375, 394
NAKAMICHI	398
NEOTEC	386
NEUFUNK	392
NEWR	356
NETECH	932, 954, 955, 956
NORWENT	332, 982, 944, 945, 948
<b>NORWENT</b>	356
NORNO	349
OKAMI	349
ONIX	382, 386
ONIX	346
ONKYO	374, 975
OPTIMUS	368
ORION	920, 335
ORTRON	373
PACIFIC	356, 350, 333
PACIFIC BELL	939, 940, 276, 220
PALSONIC	357
PANASONIC	401, 344, 403, 970, 974
PHILIPS	370, 379, 979, 980, 981, 949, 339, 362
PHOTOTREND	916
PIONEER	368, 977, 922, 968, 976
POLAROID	957, 949
PORTLAND	382
PRINT	356
PROSA	335
PROZ	954, 930, 373, 932, 330, 335, 339, 340, 341, 342, 345, 352, 358, 371, 895, 896, 897, 898, 899, 900, 901, 902, 903, 904, 923, 905, 343, 924, 933, 375, 906, 338, 372, 334, 344, 464, 464, 464
PROCASTER	905
PROLINE	373, 357, 333
PROSONIC	399
PROSONIC	332, 341, 349
PROVISION	381
RADIONETTE	375
RATTE	392
REA	399, 384
REGSTAR	894
RELISYS	923, 895
REOC	341
REX	346
ROADSTAR	350, 383, 382
ROTEL	361
ROMA	384
RTE	923
<b>SABA</b>	373, 915, 340
SABO	350
SALORA	375
SAMPO	341, 384, 923, 895
SAMSUNG	367, 338, 963, 919
SANSUI	920, 341
SANTO	378
SCHAUB LORENTZ	894
SCIENTIFIC LABS	341
SCHNEIDER	350, 352, 356, 373, 351, 894, 333
SCHNEIDER	346
SCOTT	373, 357
SEC	350, 341, 392
SHARP	371, 394
SHERWOOD	391
SHINCO	384
SHINSONIC	384
SHUK SCHNEIDER	356
SINGER	341, 382
SINMASTER	382, 383
SMART	357
SM ELECTRONIC	382, 383

SONY 363, 987, 402, 988, 984, 989  
SOUNDMASTER 341  
SOUNDMAX 341  
SOUNDSTORM 330  
STANDARD 373  
SONGALÉ 953  
SUPERVISION 382, 383  
SYNCH 341  
STORMIA 339  
TANBERG 350  
TAN 354, 930, 373, 932, 330, 335, 339, 340, 333, 341, 342, 345, 352, 358, 371, 923, 343, 924, 933, 338, 372, 334, 344, 664  
TEAC 368, 333, 341, 384  
TECHNICS 364, 399  
TECHNICA 356  
TECHWOOD 394, 350  
TELO 973, 895  
TELELEX 382  
TELEFUNKEN 894, 333  
TELETECH 350  
TENSA 373, 382  
TERAPIN 943  
TEVION 256, 930, 373, 932, 330, 335, 337, 339, 340, 341, 342, 345, 352, 358, 371, 892, 895, 894, 897, 898, 899, 900, 901, 902, 903, 904, 923, 966, 890, 905, 343, 924, 933, 906, 338, 917, 918, 372, 334, 344, 664, 894  
THETA DIGITAL 368  
THOMSON 360, 359, 399  
TIAM 894, 372, 386  
TOSHIBA 362, 973, 983, 920  
TRANS-CONTINENTS 356  
TREDEX 941  
UNITED 333, 348  
UNIVERSUM 350  
UMAX 382  
VENTURER 333  
VESTEL 350  
VICKSON 383, 356, 382  
WILLYSON 384  
WELION 356  
WHARFEDALE 376, 349, 341, 384  
WILSON 356  
X-BOX 399  
XLOGIC 341  
XENIUS 373, 358  
XIS 894  
YAMAHA 364, 388, 979, 980  
YAMAHA 297, 392  
YUKAI 383  
ZENITH 375, 907

#### DVD-R

DVD Recordables (DVD-R, DVD-RW, etc)

APEX 911  
ARENA 923  
ASPIRE 952  
CENTROS 951  
CIVIL 923  
CORY 221  
CYBERCOM 923  
CYBERHOME 912  
CYBERMAXX 895, 905, 906, 923  
CYTRON 895, 905, 906, 923  
DUAL 923  
GO-VIDEO 383  
LIFETECH 387  
HD 959  
KENDO 923  
LIFETEC 895, 905, 906, 923  
LG 907  
MAGNAVOX 979, 980  
MEDION 895, 905, 906, 923  
MICROMAXX 895, 905, 906, 923  
MICROSTAR 895, 905, 906, 923  
MISTEK 383  
PACKARD BELL 940, 276  
PANASONIC 403  
PHILIPS 979, 980  
PIONEER 977  
PROZ 895, 905, 906, 923  
RTL 923  
SONY 987, 988, 989  
TECH 923  
TECHON 890, 891, 895, 905, 906, 923  
THOMSON 360, 359  
TOSHIBA 373, 983  
YAMAHA 979, 980  
ZENITH 907



#### VCR codes

AKAI 230, 233, 256, 293, 231, 248, 291  
AKAI 300, 329, 307, 237, 236, 238, 239, 293  
AKIBA 293  
AURORA 275, 244, 293  
ALBA 275, 233, 250, 245, 248, 244, 247  
ALLOEGAN 311  
AMBASSADOR 250  
ANSTRAD 253, 231, 254  
ANTECH 275  
APEX 949  
ASIA 257, 254  
ASUKA 275, 237, 231, 256  
BAIRD 259, 231, 258, 245, 237, 293  
BASIC LINE 275, 233, 250, 245  
BAUR 263, 257  
BESTNE 250, 245  
BLACK PANTHER LINE 245  
BLAUPUNKT 263, 257, 262, 260, 309, 325, 271  
BONUSTEC 250  
BRANDT 303, 305  
BROOKSONIC 277, 947  
BUSH 275, 233, 245, 248, 244, 247, 288  
CATHON 250  
CGE 231, 293  
COMLINE 275, 233  
CLATRONIC 250  
COMTECH 248  
CONCOR 250, 245  
CELESTON 275, 250, 245  
CYBERCOM 233, 311, 262, 269, 319, 256, 248, 291, 338, 905, 906  
CYBERMAXX 233, 311, 262, 269, 319, 256, 248, 291, 338, 905, 906

CYTRON 233, 311, 262, 269, 319, 256, 248, 291, 338, 905, 906  
DAEWOO 274, 250, 265, 319, 245, 971  
DANSAL 275  
DANITAX 233  
DAYTRON 245  
DE GRAMF 266, 257  
DECCA 257, 231, 293  
DUAL 230, 257, 311, 262, 269, 319, 293, 248, 291, 338, 905, 906  
DUNONT 266, 257, 231, 258  
ETA 275  
EMERSON 301, 339  
ESC 245  
ETELUID 275  
FERGUSON 294, 259, 271, 278, 293, 281, 305  
FIDELITY 311, 231  
FINLAND 266, 257, 258  
FINNIT 266, 298, 257, 231, 258, 293, 237  
FRISTONE 266, 275, 233, 265, 296, 256  
FISHER 258, 279  
FLINT 231  
FORNENTA-PHEDONIX 257  
FRONTECH 250  
FUJITSU 231  
FUNAJ 231, 339  
GALAXY 231  
GBC 275, 250  
GEC 257  
GOLDSON 275  
GENERAL 258  
GENERAL TECHNIC 262, 233, 311, 248  
GOLDHAND 275  
GOODSTAR 231, 256  
GOODMANS 275, 250, 259, 256, 231, 245, 283, 282  
GO-VIDEO 338, 367, 971  
GRATZ 258, 293  
GRANDIA 257, 266, 240, 258, 271  
GRANDON 275, 250, 256, 231, 245  
GRANDIC 275, 270, 263, 235, 243, 257, 260, 272, 275, 286, 287, 290, 315, 271, 288  
HAIZ 233  
HAWSEATIC 257, 256  
HCAL 275, 288  
HINARI 275, 233, 248, 288, 301  
HISMAN 233  
HITACHI 266, 257, 268, 231, 293, 387  
HYPERSON 233, 275  
IMPED 250  
INFERRAL 231  
INNOVATION 233, 311, 262, 248, 291  
INNO HIT 250, 257, 275, 245  
INTERBUY 256  
INTERFUNK 257, 258  
INTERVISION 231  
IRRADIO 275, 256  
ITT 237, 293, 258, 292  
ITV 256, 245  
JVC 294, 295, 293, 400  
KACSHI 275  
KARCHER 257  
KENDO 233, 250, 265, 300, 245, 236, 237  
KENWOOD 293  
KORPEL 275  
LENCO 245  
LEVEDO 275  
LIFE 291  
LIFETEC 233, 311, 262, 269, 319, 256, 248, 291, 338, 905, 906  
LG 233, 256, 261, 907  
LORFEE 262, 325, 262, 257, 256, 271  
LOGIX 275  
LUMATRON 274, 245  
LUXOR 298, 258, 237, 281  
MAGNASONIC 258  
MAGNAVOX 914  
MAGNUM 291  
MANESTR 275, 265  
MARAZET 257, 271, 281, 299  
MATSUI 233, 256, 248, 301  
MELECTRONIC 231  
MEDATOR 257  
MEDION 233, 311, 262, 269, 319, 256, 248, 291, 338, 905, 906  
MEMOREX 240, 256, 231, 258, 279  
MEMPHIS 275  
METZ 262, 263, 267, 273, 325, 271  
MICROMAXX 230, 311, 262, 269, 319, 256, 248, 291, 338, 905, 906  
MICROSTAR 230, 311, 262, 269, 319, 256, 248, 291, 338, 905, 906  
MIGROS 233  
MINERVA 263, 271  
MITSUBISHI 298, 257, 289, 294, 231  
MULTITECH 275, 250, 257, 231  
MURPHY 231  
NATIONAL 262, 260  
NEC 294, 293, 299  
NECKERMAN 257, 293, 301  
NEL 257  
NESCO 275  
NIRXAL 250, 302  
NOKIA 240, 300, 307, 258, 237, 292, 293  
NORMENDE 294, 293, 303, 305  
OCEANIC 240, 231, 293  
OKANO 233, 300  
ORION 234, 233, 304, 248, 283, 301, 246  
ORSON 233  
OSAI 275, 231, 256  
OTTO VERSAND 257  
PALLADIUM 275, 300, 256, 271, 293  
PANASONIC 262, 267, 260, 314, 321, 325, 970  
PATHE CINEMA 301  
PATHE MARCONI 293  
PENTAX 266  
PERIOD 231  
PHILCO 299  
PHILIPS 235, 297, 310, 315, 327, 286, 285, 242, 271, 293, 949  
PHOENIX 257  
PIONEER 294, 257  
POLAROID 949  
PORTLAND 250, 245  
PRINZ 231  
PROZ 233, 311, 262, 269, 319, 256, 248, 291, 338, 905, 906  
PROFEX 275  
PROLINE 231, 288  
PROSONIC 233, 245  
PTE 257  
QUARTZ 258  
QUELLE 257, 263, 258, 231, 271, 301

RADIAL ..... 257  
 REX ..... 293  
 RFT ..... 250, 257  
 ROADSTAR ..... 275, 256, 245  
**SABA** ..... 204, 245, 281, 293, 303, 305  
 SASHO ..... 275, 233, 248, 301  
 SALUDA ..... 296, 256, 237, 292  
 SALSUNG ..... 311, 312, 336, 963  
 SAMSUNG ..... 250  
 SANSUI ..... 294, 244, 293, 920  
 SANYO ..... 284, 258, 279  
 SAVILLE ..... 248  
 SBR ..... 257  
 SCHAUB LORENZ ..... 258, 237, 231, 293  
 SCHNEIDER ..... 275, 233, 265, 250, 257, 256, 231, 244, 245  
 SEG ..... 275  
 SEP-SUNDYNE ..... 257  
 SELECO ..... 293  
 SENTRA ..... 250  
 SENTRON ..... 275  
 SHARP ..... 240, 241, 328, 281  
 SHANTON ..... 275, 258  
 SHINAI ..... 256  
 SIEMENS ..... 263, 256, 258, 271  
 SILVA ..... 256  
 SINDYNE ..... 257  
 SLOVAKIA ..... 250  
 SONY ..... 292, 308, 309, 310, 313, 249, 251, 255, 402  
 STANDARD ..... 245  
 STRONG ..... 244  
 SUNAR ..... 233  
 SUNSTAR ..... 231  
 SUNTRONIC ..... 231  
 SUNWOOD ..... 275  
 SYLVANIA ..... 339  
 TAIYO ..... 233  
 TANDBERG ..... 263  
 TASHIRO ..... 240, 231  
 TATUNG ..... 257, 231, 293  
 TCM ..... 233, 311, 262, 269, 319, 248, 291, 338, 905, 906  
 TEC ..... 250  
 TECHNICS ..... 262, 260  
 TELESTAR ..... 293  
**TELEFUNKEN** ..... 204, 294, 324, 295, 323, 280, 293, 303, 305  
 TENOSAL ..... 275  
 TENSAI ..... 275, 231, 256  
 TEVON ..... 233, 311, 262, 269, 319, 256, 248, 291, 338, 905, 906  
**THOMSON** ..... 294, 324, 295, 323, 326, 245, 242, 293, 305  
 THORN ..... 258, 293, 301  
 TIVO ..... 242  
 TOKAI ..... 275, 256  
 TOMSAI ..... 275  
 TOSHIBA ..... 230, 257, 265, 298, 319, 293  
 TOWALA ..... 275  
 TOWKAL ..... 275  
 TRIUMPH ..... 301  
 TUA ..... 250  
 UHER ..... 256  
 UNITED QUICK STAR ..... 245  
 UNIVERSUM ..... 290, 235, 263, 257, 315, 256, 231, 237, 239, 253, 271  
 VICTOR ..... 294, 295  
 VIERCON ..... 233, 262, 311, 248  
 VIELTRUCK ..... 256  
 YAMASHI ..... 275  
 YOKAN ..... 275  
 YOKO ..... 275, 250, 256



## SAT codes

AKAI ..... 552  
 ALBA ..... 508, 562, 405, 407  
 ALDES ..... 408, 409  
 ALLSAT ..... 462, 410, 552  
 ALLSONIC ..... 408, 428  
 AMPERE ..... 422  
 ANSTRAD ..... 584, 555, 541, 415, 416, 417, 419  
 ANVARO ..... 408, 428, 424  
 ANTHON ..... 405, 407  
 APOLLO ..... 405  
 ARCON ..... 415, 422, 424, 463  
 ARMSSTRONG ..... 419  
 ASAT ..... 552  
 AST ..... 435  
 ASTON ..... 594, 406  
 ASTRA ..... 429, 419, 431, 432, 502  
 ASTRO ..... 428, 439, 569, 407, 409  
 AUDIOTON ..... 462, 407  
 AURORA ..... 602  
 AUSTAR ..... 602, 643, 642  
 AXIS ..... 428, 415, 432, 456  
 BARCOM ..... 424  
 BEST ..... 428, 424  
 BLAUPUNKT ..... 439  
 BOCA ..... 419, 502  
**BRANDT** ..... 565, 566, 567, 574  
 BRIAN WAVE ..... 444, 223  
 BRYSON ..... 584, 555  
 BT SATELLITE ..... 574  
 BUSH ..... 508, 562, 410  
 CANAL+ ..... 569, 599  
 CANAL SATELLITE ..... 569, 599  
 CHAPARRAL ..... 507  
 CHESS ..... 547, 586  
 CITYCOM ..... 508, 640, 459  
 CLATRONIC ..... 444  
 CLAIBURN KAMPHUS ..... 491  
 CIT ..... 409  
 COLUMBUS ..... 477  
 COMAG ..... 471  
 COMALINK ..... 408  
 COMTECH ..... 456  
 CONCOR ..... 428, 640  
 CONNECTIONS ..... 438, 454  
 CONRAD ..... 640  
 CONTEC ..... 456, 459  
 COSAT ..... 462  
 COSMOS ..... 419  
 CYBERCOM ..... 412, 413, 423, 428, 442, 466, 478, 504, 511, 514, 535, 544, 566, 583, 586, 587, 618, 619

CYBERLINK ..... 412, 413, 423, 428, 442, 466, 478, 484, 493, 504, 511, 514, 535, 544, 566, 583, 586, 587, 618, 619, 644, 650, 652, 653, 222  
 CYTRON ..... 412, 413, 423, 428, 442, 466, 478, 484, 493, 504, 511, 514, 535, 544, 566, 583, 586, 587, 618, 619, 644, 650, 652, 653, 222  
 DAERYONG ..... 438  
 DAWSAT ..... 410  
 DBOX ..... 564, 604  
 DECCA ..... 460  
 DEN ..... 456  
 DIAMOND ..... 461  
 DIGITALITY ..... 640  
 DISKOPRESS ..... 424, 454  
 DISTRIRAD ..... 462  
 DNT ..... 438, 552  
 DONG WOO ..... 501  
 DWAKE ..... 557, 463  
 DREAMBOX ..... 658  
 DUAN ..... 412, 413, 423, 428, 493, 504, 511, 566, 583, 586, 587, 618  
 DYN ..... 602  
 ECHOSTAR ..... 640, 581, 586, 425, 481, 578, 579, 580, 657, 659, 464, 465, 467  
 ENHELL ..... 408, 417, 405, 419  
 ELEKTA ..... 409  
 EETA ..... 428, 462, 405, 552  
 ENAVION ..... 405  
 ENME ESSE ..... 428, 508, 491  
 EP SAT ..... 508, 491  
 EUROPHON ..... 640  
 EUROSAT ..... 419  
 EUROSPY ..... 428, 640, 419  
 EUROSPACE ..... 468  
 EUROSTAR ..... 438, 419  
 EXATOR ..... 405, 407  
**FERGUSON** ..... 508, 472, 603, 410, 473  
 FIDELITY ..... 415, 417  
 FINLAND ..... 508  
 FINTECH ..... 508, 429, 608, 475, 480, 487  
 FINSTAR ..... 602, 456  
 FORCE ..... 577, 553, 535  
 FORTEC STAR ..... 470  
 FOXTEL ..... 602, 643, 584  
 FRACARRO ..... 562  
 FRANCE SATELLITE TV ..... 477  
 FREECOM ..... 405, 489  
 FTE ..... 422, 496  
 FUBA ..... 540, 439, 428, 438, 405, 424, 431, 477, 480, 552  
 GAIUS ..... 428, 408, 462, 478, 484, 535, 562, 583, 602, 619, 432, 456  
 GALLERY ..... 423  
 GMI ..... 419  
 GOLDSTAR ..... 489  
 GOODING ..... 483  
 GOODMAN'S ..... 508  
 GRANADA ..... 429  
 GROTHUSEN ..... 405, 489  
 GRUNDIG ..... 439, 436, 483, 495, 508, 544, 469, 402, 584, 407, 550  
 HANSEATIC ..... 504  
 HANSTAR ..... 444, 405, 501  
 HANVIL ..... 409  
 HELIODOL ..... 422  
 HIRSCHMANN ..... 439, 522, 547, 548, 487, 488, 491, 558  
 HISAWA ..... 444  
 HITACHI ..... 508, 537  
 HOUSTON ..... 462  
 HUIJI ..... 408, 411, 444, 462, 419, 491  
 HUNMAI ..... 485, 517, 582  
 HYDRON ..... 489  
 IMPERIAL ..... 562  
 INNOVATION ..... 428, 493, 504, 511, 583, 586, 587, 618  
 INTERTRONIC ..... 419  
 INTERVISION ..... 462  
 IRETEO ..... 602  
 ITT/INDIA ..... 429, 508, 548, 454, 487, 537  
 JOHANSSON ..... 444  
 JSR ..... 462  
 JVC ..... 483  
 KATHREN ..... 549, 617, 431, 607, 635, 439, 459, 494, 498, 499, 507, 552  
 KOSMOS ..... 489, 491, 496  
 KR ..... 407  
 KREISELMEYER ..... 439  
 KYOSIM ..... 405  
 LASAT ..... 428, 565, 566, 567, 409, 500, 501, 502  
 LENO ..... 405, 489, 503  
 LENG ..... 444  
 LENOX ..... 462  
 LENSON ..... 479  
 LIFE ..... 583  
 LIFE SAT ..... 412, 413, 423, 428, 442, 466, 478, 484, 493, 504, 511, 514, 535, 544, 566, 583, 586, 587, 618, 619, 644, 650, 652, 653, 222  
 LIFE SAT ..... 412, 413, 423, 428, 442, 466, 478, 484, 493, 504, 511, 514, 535, 544, 566, 583, 586, 587, 618, 619, 644, 650, 652, 653, 222  
 LION ..... 468  
 LG ..... 489  
 LORRAINE ..... 489  
 LUPUS ..... 428  
 LUXOR ..... 417, 429, 548, 537  
 MACAR ..... 602  
 MAHATMAN ..... 642, 508, 557, 633, 421, 409  
 MARANTZ ..... 552  
 MARINTEK OCTOPUS ..... 655  
 MASCOM ..... 409  
 MASPRO ..... 483, 507, 558  
 MATSUI ..... 483, 574  
 MB ..... 504  
 MBX ..... 442  
 MEDBY ..... 569  
 MEDIAWAVE ..... 419  
 MEDIASAT ..... 569, 432  
 MEDION ..... 412, 413, 423, 428, 442, 466, 478, 484, 493, 504, 511, 514, 535, 544, 566, 583, 586, 587, 618, 619, 644, 650, 652, 653, 222  
 MEGA ..... 552  
 METRONIC ..... 408, 575, 612, 613, 614, 615, 632, 409, 424, 405, 407  
 NETZ ..... 439  
 NETMAXX ..... 412, 413, 423, 428, 442, 466, 478, 484, 493, 504, 511, 514, 535, 544, 566, 583, 586, 587, 618, 619, 644, 650, 652, 653, 222  
 MICROSTAR ..... 412, 413, 423, 428, 442, 466, 478, 484, 493, 504, 511, 514, 535, 544, 566, 583, 586, 587, 618, 619, 644, 650, 652, 653, 222  
 MICRO TECHNOLOGY ..... 468  
 MINEXIA ..... 483, 439  
 NITSUBISHI ..... 508, 439, 574  
 NITSUMI ..... 502  
 MORETV ..... 644, 222, 423  
 MORGANS ..... 611, 419, 502, 552  
 MORGAN STONEY ..... 611  
 MULTICHOICE ..... 602  
 MULTISTAR ..... 496, 501

MULTITEC 586, 587  
 MURRATO 437, 489  
 NAVEX 444  
 NEC 509, 510  
 NEHAUS 462, 479, 482  
 NEXTWAVE 414, 585  
 NIKKO 412  
 NIKON 550, 564, 405, 429, 508, 548, 563, 531, 454, 487  
 NIMEX 422  
**NORMANDE** 549, 472, 508, 603, 405, 409  
 NOVUS 444  
 OAK 424  
 OCEANIC 461, 468  
 OCTAGON 405, 407, 456  
 OKANO 419, 491, 496  
 OPTEX 462, 459, 656  
 OPTUS 402  
 ORBIT 405  
 ORBITECH 405  
 ORIGO 468  
 OSAT 407  
 OTTO VERSAND 439  
 PACE 584, 555, 439, 559, 527, 508, 410, 617  
 PACIFIC 461  
 PALCOM 479, 431, 477  
 PALLADIUM 483, 419  
 PALTEC 431  
 PANASONIC 584, 508, 542  
 PANDA 508, 410  
 PANSAT 490  
 PHILIPS 552, 436, 483, 493, 495, 508, 543, 434, 569, 574, 605, 618, 455, 561, 550, 454, 515  
 PHOENIX 456  
 PHONOTREND 408, 462, 491  
 PINNACLE 654  
 PIONEER 569  
 POKSAT 603  
 POLYTRON 439  
 PREKO 444  
 PREMIERE 544, 462, 569, 542, 442, 404  
 PREMIER 569  
 PREMIUM X 224  
 PRESNER 445, 419  
 PROZ 412, 413, 423, 428, 442, 466, 478, 484, 493, 504, 511, 514, 535, 546, 566, 583, 586, 587, 618, 619, 644, 650, 652, 653, 222  
 PROFIT 503  
 PROFIKAM 508  
 PROSAT 408, 562  
 PROTEK 461  
 PROVISION 409  
 QUADRAL 408, 428  
 QUELLE 439, 417  
 QUERO 603  
 RADIOA 552  
 RADIX 630, 438, 632  
 RADROW 407  
 REEFVISION 510  
 REPOINT 432  
 REOSTAR 428  
 RFT 408, 552  
 RUEFACH 503  
**SABA** 472, 508, 543, 556, 562, 565, 571, 572, 573, 574, 575, 409, 468  
 SABRE 508  
 SAGEAR 570, 604, 599, 603  
 SAGURA 456  
 SAILON 479, 527, 509, 520  
 SAMSUNG 424, 405  
 SAT 415, 435, 437  
 SATCOM 640, 504, 523  
 SATEC 508  
 SATRENER 444, 405, 407, 409, 489, 491  
 SCHNEIDER 428, 455, 511, 583, 586, 587, 618  
 SCHWINGER 411, 412, 413, 427, 430, 433, 440, 504, 508, 516, 566, 573, 576, 577, 582, 514, 583, 585, 587, 598, 616, 630, 631, 633, 635, 459, 498  
 SEEMANN 438, 419, 432  
 SES 428, 444, 504, 541, 631, 634, 405  
 SELECO 462  
 SEIENS 439  
 SELVA 489  
 SKARDIN 432  
 SKY 584  
 SKY+ 555  
 SKY DIGITAL 584, 555  
 SKYMASTER 408, 504, 546, 547, 586, 587, 588, 589, 590, 591, 592, 621  
 SKYWAY 552  
 SKYVISION 462  
 SM ELECTRONIC 408, 504, 546, 547, 586, 588, 591, 621  
 SONY 584, 569, 418  
 SR 472, 419, 502  
 STARLAND 586  
 STARRING 444  
 STAR TRAK 405  
 STORING 562, 428, 402, 545, 454, 489, 405, 407  
 SUIWA 419  
 SUNSTAR 527, 419, 502  
 SUNDREBERG 603  
 TANDY 407  
 TANTEC 508, 479, 477  
 TANGING 460  
 TCO 412, 413, 423, 428, 442, 493, 504, 511, 514, 546, 566, 583, 586, 587, 618, 619  
 TECO 419, 502  
 TECHNHALL 416  
 TECHNIMARTE 441  
 TECHNISAT 438, 479, 569, 623, 528, 529  
 TELASAT 440  
**TELEFUNKEN** 560, 508, 545, 566, 567, 574, 405  
 TELEKA 438, 640, 407, 419  
 TELEMASTER 409  
 TELEMAX 500  
 TELESAT 504  
 TELESTAR 479, 569  
 TELEVES 508, 610, 611  
 TELEWINE 462  
 TENDON 412, 413, 423, 428, 442, 466, 478, 484, 493, 504, 511, 514, 535, 546, 566, 583, 586, 587, 618, 619, 644, 650, 652, 653, 222  
**THOMSON** 472, 601, 570, 574, 492, 508, 560, 568, 569, 603  
 THORENS 461  
 THORN 508, 410, 473  
 THORO 459  
 TORNA 508, 462  
 TOPFIELD 497, 505, 506  
 TPS 570  
 TRAD 425, 437, 533, 489  
 TRUSAT 480

TRUX 439, 479, 565, 609, 619  
 TWINNER 610, 611  
 UNIDEN 534  
 UNISAT 419, 456  
 UNIVTOR 444, 424  
 UNIVERSUM 439, 483, 475, 487  
 VARIOSTAR 439  
 VECTOR 468  
 VENTURA 552  
 VIA DIGITAL 568  
 VIA SAT 568  
 VISIOSAT 594, 444, 462, 586, 593, 595, 596, 597  
 VIVANCO 536, 624  
 VORTEC 405  
 V-TECH 437, 435, 515, 537  
 WEMA 508  
 WERKSAT 508  
 WINKERSAT 444  
 WISI 435, 437, 438, 439, 508, 533, 538, 539, 540, 597, 625, 626, 627, 628, 629  
 WITTENBERG 415  
 WOODSAT 409  
 ZEHNDER 428, 437, 635, 541, 631, 632, 409, 424, 496, 498  
 ZOOMAC 407



## CBL codes

AJUSTAR 494  
 BMB 636  
 BT 554  
 CABLECRYPT 474  
 CABLETIME 448, 449, 450  
 CABLE AND WIRELESS 606  
 CANAL PLUS 474  
 COMCRYPT 474  
 CYBE CABLEVISION 452  
 CRYPTOVISION 458  
 EURODEC 603  
 FLANNET 474  
 FLANNET CABLECRYPT 474  
 FLANNET COMCRYPT 474  
 FOXTEL 602  
 GEC 422  
 GI 494, 554  
 IMPULSE 554  
 JERRID 554, 494  
 KAREVISION 554  
 LYONNAGE 603  
 MARINTEK 636  
 MELITA 554  
 MINET 602, 474  
 MOTOROLA 494  
 MOVIE TIME 551  
 MULTITECH 474, 602  
 NTL 606  
 OPTUS 494  
 PACE 606  
 PHILIPS 487  
 PIONEER 518, 521  
 PVP 554  
 SCIENTIFIC ATLANTA 524, 525  
 SIS 551  
 TBS-1 474  
 TELEPOL 474  
 TELEVEST 606, 554  
 UNITED 554  
 VISIOSAT 487

## COMBO codes

### TV/DVD Combo DVD & TV

BRESOVIC 920  
 CYBERCOM 343 & 228, 924 & 210, 933 & 228  
 CYBERMAXX 894, 343 & 228, 924 & 210, 933 & 228  
 CYTRON 894, 343 & 228, 924 & 210, 933 & 228  
 DUAL 343 & 228, 924 & 210, 933 & 228  
 H & B 343 & 228  
 INTERTRONIC 894  
 LIFEtec 894, 343 & 228, 924 & 210, 933 & 228  
 MEDION 894, 343 & 228, 924 & 210, 933 & 228  
 MEGAROCK 920  
 MEGAROCK 894, 343 & 228, 924 & 210, 933 & 228  
 MEGASTAR 894, 343 & 228, 924 & 210, 933 & 228  
 ORION 920  
 PHILIPS 339 & 181  
 PROZ 894, 343 & 228, 924 & 210, 933 & 228  
 SANSUI 920  
 TCM 343 & 228, 924 & 210, 933 & 228  
 TEWON 894, 343 & 228, 924 & 210, 933 & 228  
 TOSHIBA 920

### TV/VCR Combo

ALBA 245, 248  
 ANWA 248, 291  
 BARD 245  
 BASIC LINE 245  
 BESTAR 245  
 BLACK PANTHER LINE 245  
 BUSH 245, 248  
 COMBITECH 248  
 COMCORP 245  
 CROWN 245  
 CYBERCOM 248, 291  
 CYBERMAXX 248, 291  
 CYTRON 248, 291  
 DAEWOO 245  
 DANTRON 245  
 DUAL 248, 291  
 ESC 245  
 GENERAL TECHNIC 248  
 GOLDSTAR 261  
 GOODMAN'S 245, 283  
 GRANDIN 245  
 HINARI 248  
 INNO HT 245  
 INNOVATION 248, 291  
 ITV 245  
 KENDO 245  
 LENO 245  
 LG 261  
 LIFE 291

UPTEC	248, 291
LUMATON	245
MAGNUM	291
MATSUI	248
MEDION	248, 291
MICROMAXX	248, 291
MICROSTAR	248, 291
ORION	248, 283
PORTLAND	245
PROZ	248, 291
PROSONIC	245
ROADSTAR	245
SABA	245
SAMSUNG	248
SAWILLE	248
SCHNEIDER	245, 264
SONOW	245
STANDARD	245
TCM	248, 291
TEVON	248, 291
<b>THOMSON</b>	245
UNITED QUICK STAR	245
VIDEO	248

#### DVD/VCR Combos DVD & VCR

APEX	949
BIOSONIC	920, 967
CINEVISION	375 & 256
CYBERCOM	338, 375 & 256
CYBERMAXX	338, 896, 906, 375 & 256
CYTRON	338, 896, 906, 375 & 256
DAEWOO	971
DUAL	338, 375 & 256
EMERSON	339 & 231, 375 & 256
FINAX	339 & 231
GOVIDEO	338, 367, 971
GOLDSTAR	375 & 256
HITACHI	387 & 231
JVC	400
LG	907, 375 & 256
LIFTEC	338, 896, 906, 375 & 256
MAGNAVOX	914 & 285
MEDION	338, 896, 906, 375 & 256
MICROMAXX	338, 896, 906, 375 & 256
MICROSTAR	338, 896, 906, 375 & 256
PHASONIC	970
PHILIPS	949 & 285
POLAROID	949
PROZ	338, 896, 906, 375 & 256
SAMSUNG	338, 963
SANSUI	920
SANYO	378 & 258
SONY	402
STYHMA	339 & 231
TCM	338, 375 & 256
TEVON	338, 896, 906, 375 & 256
ZENITH	375 & 256



## AUDIO codes

#### Laser Disc Players

DEKON	352, 318
GRUNDIG	318
HITSUBISHI	318
NAD	318
PIONEER	318
<b>TELEFUNKEN</b>	318
THORN	322

#### CD Players

ALCON	848
ANNA	849, 850, 851, 851
AKAI	853, 854, 855
ALBA	856
ARCAI	732
BESNR	859
BSR	860
BUSH	661
CARRERA	663
CLASSIC	663
CONCOR	860
CYBERCOM	843, 664, 668, 674, 675, 694, 730, 742, 743, 744, 745, 746, 747, 801, 802, 803, 807, 809, 818
CYBERMAXX	843, 664, 668, 674, 675, 694, 730, 742, 743, 744, 745, 746, 747, 801, 802, 803, 807, 809, 818
CYTRON	843, 664, 668, 674, 675, 694, 730, 742, 743, 744, 745, 746, 747, 801, 802, 803, 807, 809, 818
DENON	665, 666
DUAL	843, 848, 664, 668, 675, 694, 730, 742, 743, 744, 745, 746, 747, 798, 801, 802, 803
EMERSON	848, 859
ELTA	667, 668, 693, 694, 745
FISHER	669
GENCITA	859, 671, 672, 673, 675, 676, 677
GOLDSTAR	663
GOODMANS	678, 679
GRUNDIG	680, 697, 698, 732
HARMON/KARDON	683
HITACHI	848, 685, 686
INNOVATION	730, 742, 743, 744, 745, 746, 747
JVC	662, 687
KENWOOD	669, 688, 689, 690, 762
LIFTEC	843, 664, 668, 674, 675, 694, 730, 742, 743, 744, 745, 746, 747, 801, 802, 803, 807, 809, 818
LUXON	732
LG	663
LUXMAN	691
MAGNUM	730, 742, 743, 744, 745, 746, 747
MARANTZ	695, 732
MATSUI	696, 732
MEDION	843, 664, 668, 674, 675, 694, 730, 742, 743, 744, 745, 746, 747, 801, 802, 803, 807, 809, 818
MEDONEX	848, 859, 677
MICROCOM	732
MICROMAXX	732
MICROSTAR	843, 664, 668, 674, 675, 694, 730, 742, 743, 744, 745, 746, 747, 801, 802, 803, 807, 809, 818
MICROSTAR	843, 664, 668, 674, 675, 694, 730, 742, 743, 744, 745, 746, 747, 801, 802, 803, 807, 809, 818
MICROSON	732
NAD	671, 733, 735, 736, 737, 800
NAM	732
NAKAMICHI	699, 700
ONKYO	840, 701, 702, 703, 785, 792
PHASONIC	661, 705
PHILIPS	847, 706, 732
PHILIPS CDV	840
PIONEER	673, 677, 753

PROZ	843, 664, 668, 674, 675, 694, 730, 742, 743, 744, 745, 746, 747, 801, 802, 803, 807, 809, 818
PROTON	732
QUAD	732
REALISTIC	848, 859, 675
ROADSTAR	706, 708
ROTEL	732
<b>SABA</b>	848
SAE	732
SAMSUNG	768
SANSUI	847, 709, 710, 711, 732
SCHNEIDER	860, 732
SCOTT	859
SHARP	672, 712, 713, 714
SHERWOOD	782
SINGER	803
SKYMASTER	778
SONY	671, 714, 717, 718, 741, 748, 749, 750
TANBERG	732
TCM	843, 664, 668, 674, 675, 694, 730, 742, 743, 744, 745, 746, 747, 801, 802, 803, 807, 809
TEAC	795
TECHNICS	705, 721, 763, 787
<b>TELEFUNKEN</b>	848
TEVON	843, 664, 668, 674, 675, 694, 730, 742, 743, 744, 745, 746, 747, 801, 802, 803, 807, 809, 813, 814, 816, 818
THEORE & ANWENDING	804
<b>THOMSON</b>	842, 848
TOSHIBA	722, 723
UNIVERSON	732
VECTOR RESEARCH	663
VICTOR	687
WELTECH	675, 694, 744
YAMAHA	712, 720, 725, 771
YORK	708

#### Audio Amplifiers/Tuners/Receivers

CENTRON	692
CYBERCOM	841, 775, 776
CYBERMAXX	841, 775, 776
CYTRON	841, 775, 776
DENON	779, 781
DUAL	841, 775, 797
ELTA	667, 668
GRUNDIG	697, 698, 727
HARMON/KARDON	682
KENWOOD	761
LIFTEC	841, 775, 776
INN	857
MARANTZ	727
MEDION	841, 775, 776
MICROSTAR	841, 775, 776
MICROMAXX	841, 775, 776
NAD	735, 736, 737, 738, 799, 800
ONKYO	785, 792, 793
PHILIPS	846, 727
PROZ	841, 775, 776
SANSUI	727
SCHNEIDER	791
SHERWOOD	782
SONY	739, 740, 755, 757, 758, 759, 740
TCM	841, 775, 776, 806
TEAC	794, 796
TECHNICS	764, 777, 788
TEVON	775, 776, 815, 817, 841
THEORE & ANWENDING	805
<b>THOMSON</b>	842, 766
YAMAHA	724, 752, 770, 771, 772

#### Audio Tape Players

ANNA	790
DENON	780
GRUNDIG	729, 698
HARMON KARDON	681
KENWOOD	761
MAGNAVOX	729
MARANTZ	729
NAD	799
ONKYO	784
PHILIPS	729
SANSUI	729
SHERWOOD	783
SONY	754, 755, 756
TEAC	794
TECHNICS	764, 777, 786
<b>THOMSON</b>	842
YAMAHA	724, 772

#### MINI Systems

ANNA	773, 774
CYBERCOM	852, 858, 704, 745, 808, 810
CYBERMAXX	852, 858, 704, 745, 808, 810, 811, 812
CYTRON	852, 858, 704, 745, 808, 810, 811, 812
DUAL	852, 858, 704, 745, 797
ELTA	693, 745
GRUNDIG	707
INTERTEC	811
LIFTEC	852, 858, 704, 745, 808, 810, 811, 812
MEDION	852, 858, 704, 745, 808, 810, 811, 812
MICROSTAR	852, 858, 704, 745, 808, 810, 811, 812
MICROMAXX	852, 858, 704, 745, 808, 810, 811, 812
PIONEER	753
PROZ	852, 858, 704, 745, 808, 810, 811, 812
SAMSUNG	748
SHARP	789
SONY	741
TCM	852, 858, 704, 745, 808, 810
TEVON	852, 858, 704, 745, 808, 810, 811, 812
WELTECH	852, 810

#### Misc.

Video CD	840
Audio Cambi	844
DBS	845
CDR	847, 675
Switch Box	684

#### Home Automation

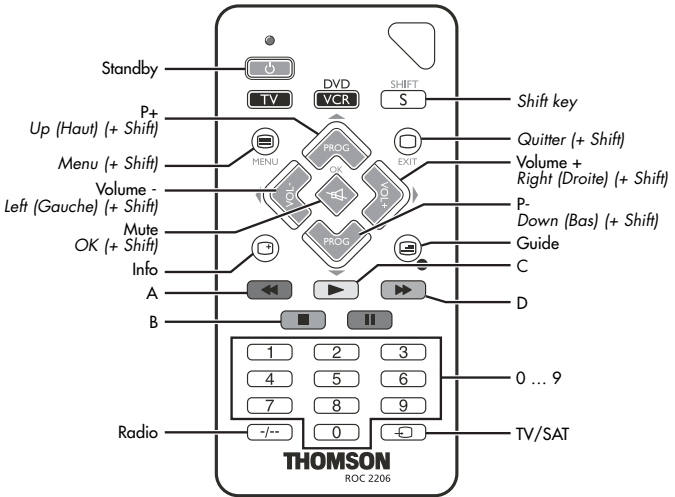
HOME AUTOMATION	998
X-10 (NEC)	999





CODE 570  
(Logo registered by TPS)

ROC 2206



# CANAL SATELLITE

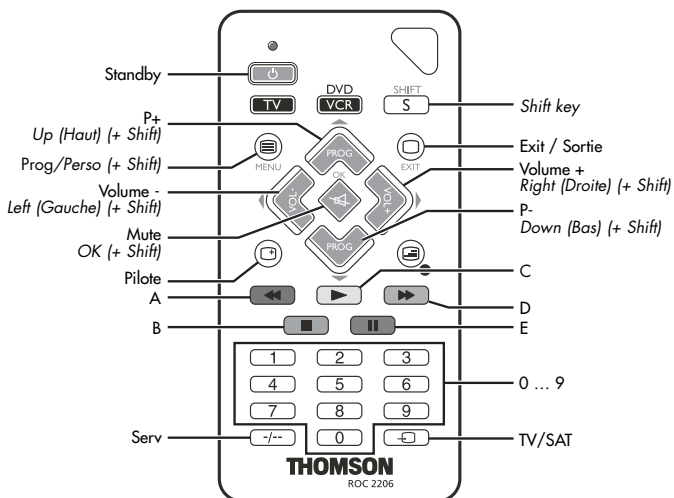
## TELE +

### PREMIERE

CODE 569

(Logo registered by CANAL SAT)  
(Logo registered by PREMIERE)

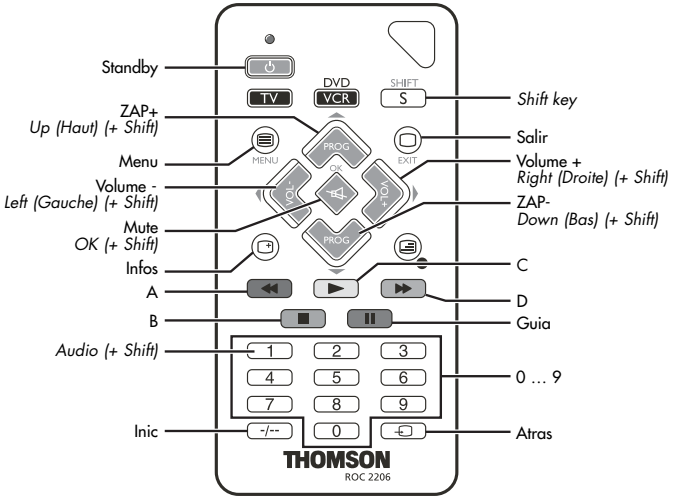
## ROC 2206



# VIA

CODE 568  
(Logo registered by VIA DIGITAL)

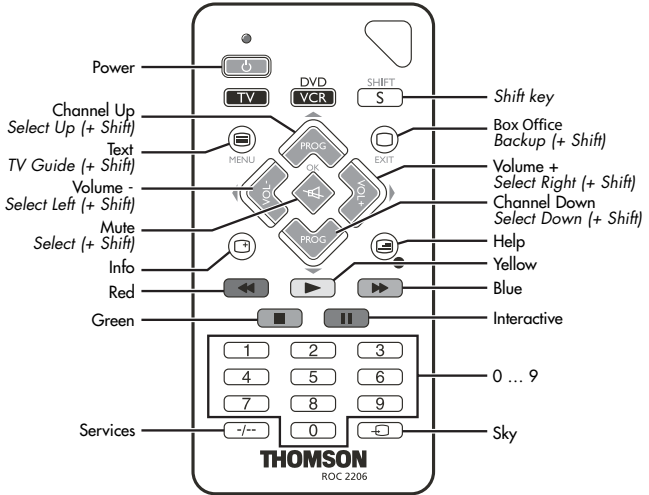
## ROC 2206



# SKY





CODE 584  
(Logo registered by SKY DIGITAL)

## ROC 2206







TÉLÉTEXTE / VIDEOTEXT / FASTEXT / TOP TEXT / FLOF TEXT





**GB**

-  Access the contents
-  Back to TV programme
-  Info key
-  Videotext inlay on TV picture





**F**

-  Télétexte Oui/Non
-  Retour au programme TV
-  Touche info
-  Superposition du télétexte sur l'image du téléviseur





**D**

-  Zugriff auf den Inhalt
-  Zurück zum Fernsehprogramm
-  Info-Taste
-  Überlagerung des Teletextes über das Fernsehbild





**I**

-  Accesso al sommario
-  Ritorno al programma TV
-  Tasto info
-  Sovrapposizione del televideo all'immagine del televisore





**E**

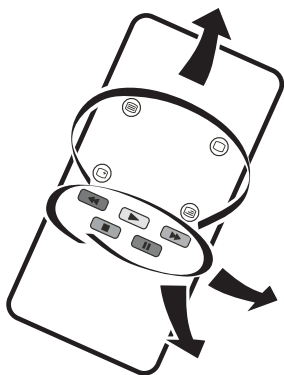
-  Acceso al índice
-  Regreso al programa de TV
-  Tecla de información
-  Intercalación de teletexto en la imagen del televisor

**NL**






-  Toegang tot de inhoudsopgave
-  Terug naar het TV-programma
-  Toets info
-  Teletekst over het beeld van het televisietoestel zetten

**P**

-  Acesso ao índice
-  Retorno ao programa TV
-  Tecla informação
-  Superposição do teletexto à imagem do televisor



**FASTEXT**

-     
- GB** Access to headings
  - F** Accès aux rubriques
  - D** Zugriff auf die Rubriken
  - I** Accesso alle rubriche
  - E** Acceso a las rúbricas
  - NL** Toegang tot de rubrieken
  - P** Acesso às rubricas

**TOPTXT**



- GB**  Blue: Access to headings  
 Yellow: Access to articles
- F**  Bleu : Accès aux rubriques  
 Jaune : Accès aux articles
- D**  Blau: Zugriff auf die Rubriken  
 Gelb: Zugriff auf die Artikel
- I**  Blu : Accesso alle rubriche  
 Giallo : Accesso agli articoli
- E**  Azul: Acceso a las rúbricas  
 Amarillo: Acceso a los artículos
- NL**  Blauw: Toegang tot de rubrieken  
 Geel: Toegang tot de artikelen
- P**  Azul: Acesso às rubricas  
 Amarela: Acesso aos artigos