



MODEL: QPSCDNV

## Indoor Digital Color CCD Box Camera With Night Vision



CCTV SYSTEM

www.q-see.com

### WARNING


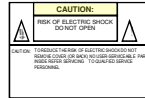
To prevent fire or shock hazard do not expose the insides of the unit to rain or moisture.



This symbol alerts the user to the presence of important operating and maintenance issues according to the manual.



This symbol alerts the user to the presence of uninsulated dangerous voltage within the product's enclosure that may be of sufficient magnitude to constitute a risk of electric shock.



**Warning-** This equipment has been tested and found to comply with the limits for a Class A digital device, pursuant to part 15 of the FCC Rules. These limits are designed to provide reasonable protection against harmful interference when the equipment is operated in a commercial environment. This equipment generates, uses, and can radiate radio frequency energy and, if not installed and used in accordance with the instruction manual, may cause harmful interference to radio communications. Operation of this equipment in a residential area is likely to cause harmful interference in which case the user will be required to correct the interference at his own expense.

**Caution** Any changes or modifications in construction of this device which are not expressly approved by the party responsible for compliance could void the users' authority to operate the equipment.

### A. PRECAUTIONS :

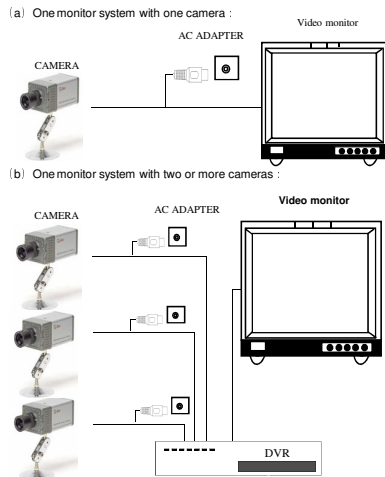
- Do not attempt to disassemble the camera.**  
To prevent electric shock, do not remove screws or covers. There are no user serviceable parts inside. Ask a qualified service person for servicing.
- Handle the camera with care.**  
Do not abuse the camera. Avoid hitting, shaking, etc. The camera could be damaged by improper handling or storage.
- Do not use strong or abrasive detergents when cleaning the camera body.**  
Use a dry cloth to clean the camera when dirty. In case the dirt is hard to remove, use a mild detergent and wipe gently.
- Do not use the camera beyond the prescribed voltage range.**  
Ensure the input power source voltage is conforms to the local city voltage. Higher voltage could fuse the power supply. Lower voltage could cause abnormal performance.
- Do not aim strong light directly into the camera, it will prevent the camera from producing effective video.**

### B. FEATURES :

**THIS CCTV COLOR CCD CAMERA** Introduces advanced CCD and digital technology, and offers customers a high quality and high resolution picture.

- Comes with auto iris lens
- Indoor use only
- Has a high-resolution 1/4" CCD image sensor with image resolution of 420TVL
- The high performance digital-processing chip greatly improves the signal-to-noise ratio and distortion
- Automatic white balance function enables the camera to produce correct and nature colors in the day, by automatically adjusting the white balance point.
- Low power consumption

### C. CONNECTION :



### D. SPECIFICATIONS :

|                       |  |
|-----------------------|--|
| Image Sensor          | COLOR 1/4" SONY CCD                        |
| Pixel                 | NTSC:510(H) 492(V) PAL:500(H) 582(H)       |
| Horizontal Resolution | 420TVL                                     |
| Sync System           | Internal                                   |
| Scanning system       | Interlace 2:1                              |
| Electronic Shutter    | PAL: 1/50s~1/100000s NTSC: 1/60s~1/100000s |
| White Balance         | Auto                                       |
| Usable Illumination   | 0 Lux(when IR LEDs on)                     |
| Gamma                 | 0.45                                       |
| S/N Ratio             | ≥48dB                                      |
| Video Output          | 1.0Vp-p 75Ω BNC                            |
| Auto DC/Iris Drive    | Yes  |
| Night Vision          | 28pcs x φ5 LEDs, 16m (53ft)                |
| Lens                  | Manual 3.5-8mm                             |
| Mounting              | CS   |
| AGC                   | Auto                                       |
| BLC                   | Auto                                       |
| Power Supply          | DC12V 500mA                                |
| Power Consumption     | < 5W                                       |
| Operating Temp        | -10°C ~ +50°C (14 F to 122 F) RH 95% Max   |
| Weight                | 13 oz (370g)                               |

### E. DIMENSIONS :

#### TRADEMARKS

All brand names and products are Registered Trademarks of their respective Companies.

#### LEGAL DISCLAIMER

See warning on rear cover.

#### DISCLAIMER

The information in the document is subject to change without notice. The manufacturer makes no representations or warranties with respect to the contents hereof and specifically disclaims any implied warranties of selling or functionality for any particular purpose.

**Warning:** Your security camera is digital quality product. You have to take utmost care while handling this product. In order to ensure its reliability & durability.

Digital Peripheral Solutions Inc.  
8015 E Crystal drive,  
Anaheim, CA 92807,  
1-877-998-3440.

Q-See tech support in U.S.A.  
Mon-Fri : 9 am - 6 pm PST.  
TEL : 1-877-998-3440  
E-mail : [ts@dpsi-usa.com](mailto:ts@dpsi-usa.com)  
Website: [www.q-see.com](http://www.q-see.com)

