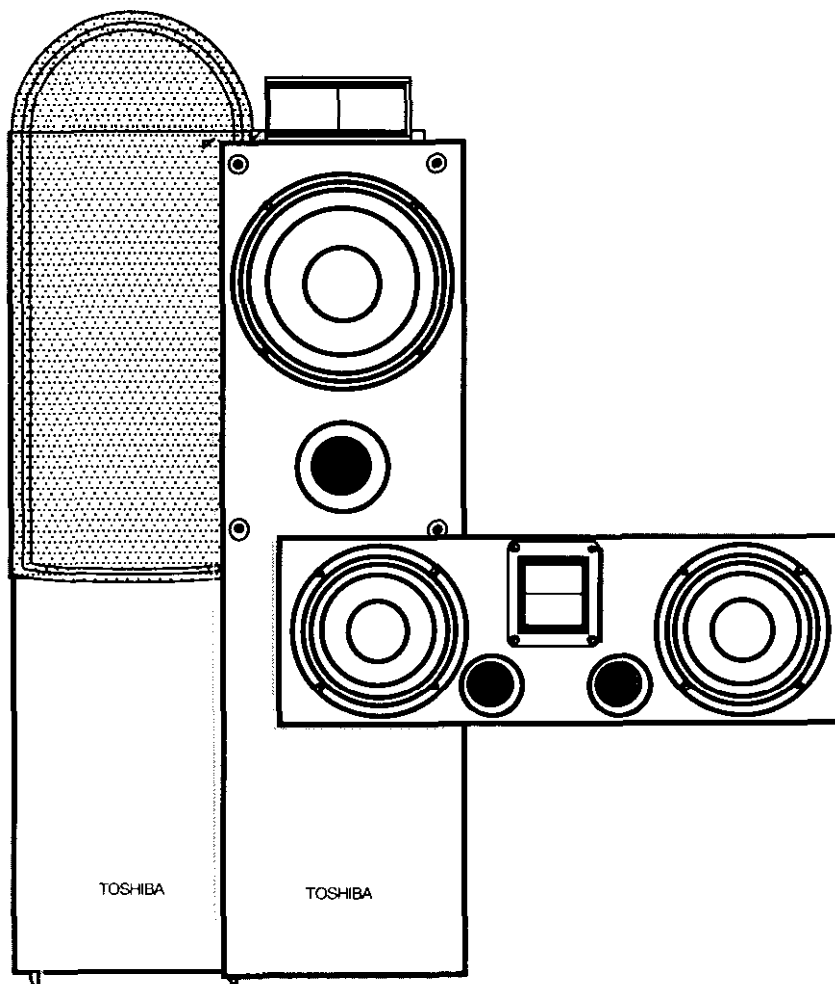


TOSHIBA

Speaker Systems

OWNER'S MANUAL

SST6200 / SSC5300



Dear Customer

Welcome to the high quality sound world created by **TOSHIBA Home Theater Speaker Systems**.

This owner's manual applies to models SST6200 and SSC5300.

This manual will help you enjoy the exciting realism of the speakers.

Before operating your speakers, please read all the safety and operating instructions in this manual thoroughly, and keep it for future reference.

Customer's Record

You will find the model number and serial number on the back of the speakers.

Record these numbers in the spaces provided below.

Refer to them whenever you call upon your **TOSHIBA dealer** regarding this product.



Model Number _____


Serial Number _____

Safety Precautions

WARNING:

TO REDUCE THE RISK OF FIRE OR ELECTRIC SHOCK, DO NOT EXPOSE THIS APPLIANCE TO RAIN OR MOISTURE.

	WARNING Risk of electric shock Do Not Open	
AVIS: RISQUE DE CHOC ELECTRIQUE NE PAS OUVRIR		
WARNING.. TO REDUCE THE RISK OF ELECTRIC SHOCK, DO NOT REMOVE COVER (OR BACK). NO USER-SERVICEABLE PARTS INSIDE. REFER SERVICING TO QUALIFIED SERVICE PERSONNEL.		



The lightning symbol in the triangle tells you that the voltage inside this product may be strong enough to cause an electric shock.

DO NOT TRY TO SERVICE THIS PRODUCT YOURSELF!



The exclamation point in the triangle tells you that important operating and maintenance instructions follow this symbol.

Table of Contents

1. INTRODUCTION.....
2. CONNECTING.....
3. PLACEMENT.....
4. CARE AND MAINTENANCE.....
5. SPECIFICATIONS.....
6. TROUBLESHOOTING.....
7. WARRANTY.....

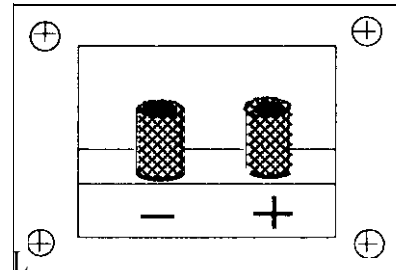
1. Introduction

Toshiba's Home Theater Speaker Systems are designed to enhance your entertainment pleasure by recreating the sonic impact of a movie theater in your home. The SST6200 and SSC5300 speakers were specifically designed to provide you with a spacious and realistic presentation of sound information to achieve this result, especially when used with the Toshiba XB-20000 surround-sound amplifier. Follow the detailed instructions on this page to correctly set-up and achieve the optimum performance from your Toshiba Home Theater Speaker System.

2. Set-Up & Connecting

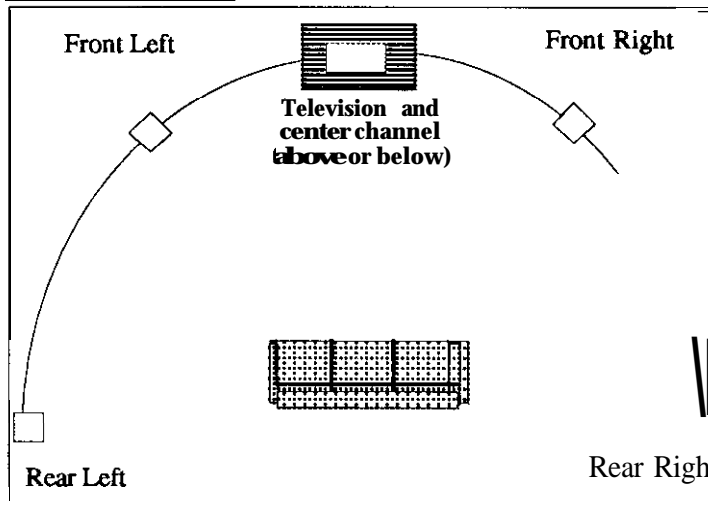
After unboxing your system, you will find threaded inserts have been provided in the bottom of your SST6200 speakers. These are to accommodate spikes, which will suspend the speakers slightly above the level of the carpet to prevent imprinting in your carpet and can be adjusted to make the speakers level. **Spikes are for use only on carpeted floors!**

Before attempting any connection, switch your amplifier to OFF or STANDBY to prevent damage and risk of electrical shock. You can connect to the five-way binding posts by a) connecting a spade terminal around the binding post, b) inserting wire through the hole provided in the post, or c) inserting a banana connector into the plug at the end of the post. In addition to the markings on the terminal plates, positive terminals have been marked with a red band and negative terminals with a black band, making it easy for you to locate the correct terminal for connection.



Remember: switch the amplifier to STANDBY before attempting any connection. Do not turn the amplifier ON until all connections are completed!

3. Placement



In a home theater environment, placement for the speakers is closely tied to the location of your television. The diagram at left will provide you with the general layout of your home theater system, indicating the variety of positions for all the speakers. When setting up your system, try to avoid placing other furnishings between the speakers and your viewing/listening position or directly alongside the speakers as these can diminish sound quality.

Your speakers should be placed along an arc with the television and center channel speaker in the middle. The

SST 6200 speakers are designed for excellent horizontal sound dispersion, so placement along the arc will enhance the "surrounding" presentation of sound. You can also greatly enhance the system's sense of depth by placing the SST 6200 speakers several feet out from walls, if your room allows for this.

The SSC53000 center channel speaker was designed for very wide vertical dispersion as well as excellent horizontal sound dispersion. The speaker should be placed directly above or below the television for optimal integration of audio and video information.

4. Care and Maintenance

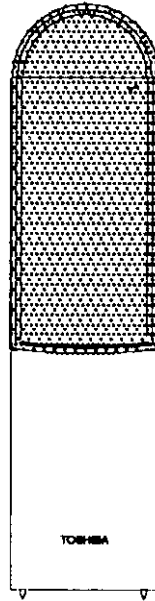



Do not place containers with liquids such as drinks or house plants on the speakers

If any foreign matter or water has gotten into the speaker, shut off the amplifier and disconnect the speaker. then contact your dealer

Do not remove the terminal cap and never remodel the cabinet or components

-Let qualified technicians check your speakers.



When the cabinet becomes dusty, clean it with a vacuum cleaner and soft bristle brush attachment.

DO NOT use the vacuum cleaner on the tweeter! Blow on the tweeter gently or use a can of compressed air to blow away dust specks

If the cabinet becomes dirty, use a damp cloth and neutral detergent to remove the dirt, then wipe with a dry cloth.

5. Specifications

Specifications description

Frequency Response
Sensitivity
Crossover Frequency
Crossover Networks

Nominal Impedance
Power Handling
driver Complement

Dimensions

SST 6200

Two-way bass reflex,
ported.
45Hz - 20KHz
85.47 dB 2.5V applied/1m
2.9KHz
High-pass 1st order
Low-pass 1st order
6Ω
80W EIA 256-A, 100W music
1 Linæum 1.5 dipole tweeter
1 6.5" shielded poly woofer
34"hx8"wx10"d

SSC5300

Two-way bass reflex. dual
tuned front ports.
50Hz - 20KHz
88 dB 2.5V applied/1m
2.7KHz
High-pass 1st order
Low-pass modified 2nd order
6Ω
70W EIA 256-A, 100W music
1 Linæum 2.0 tweeter
2 5.25" shielded poly woofer
6"h x 18"w x 14"d

6. Troubleshooting

NEVER CONNECT OR DISCONNECT SPEAKERS WITH THE AMPLIFIER POWER ON!

SWITCH THE AMPLIFIER TO STANDBY BEFORE CONNECTING OR DISCONNECTING ANY WIRES.

1. If one of your speakers does not operate, follow this procedure:
 - a) switch the amplifier to STANDBY (**or OFF**)
 - b) check that both speaker wires are **firmly** connected to binding posts in terminal cup of speaker.
 - c) check that both speaker wires are **firmly** connected to binding posts on back panel of amplifier.
 - d) check all interconnects/patch cords to ensure that they are **firmly** connected.
 - e) check the identification labels on **the** back panel of the amplifier to ensure that the speaker is connected to the appropriate binding post.
 - f) check that the Center Channel select switch is set correctly for your application, i.e., “I Only” for one center channel speaker, or “I and II” for two center channel speakers.
 - g) switch the amplifier to ON and play the speakers to ensure all units are operating.
2. If the total sound output seems **ill-defined**, the phase of one or more speakers may be reversed at the wiring connections. Listen to each speaker individually and, if any unit is out-of-phase, it will produce sonic information that **does** not seem to have an point of origin. Switch the amplifier to STANDBY (**or OFF**) and check to ensure that the marked wire connects to the positive (red and red banded) binding posts of amp and speaker, and that the unmarked wire connects to the negative (black and black **banded**) binding posts of amp and speaker.
3. If you are using the Toshiba XB-2000 surround-sound amplifier, select the “Test Tones” output of the amplifier GUI setup procedure to ensure each speaker is connected to the correct binding posts. Refer to the applicable operating instructions for any other amplifier.
4. If these procedures do not **eliminate** the problem that you are experiencing, call the Toshiba Customer Support Center at **(800)631-3811** and speak with a customer service agent.

LIMITED WARRANTY HOME THEATER SPEAKER SYSTEM (UNITED STATES)

Toshiba America Consumer Products, Inc. ("TACP") make the following limited warranties. These warranties extend to original consumer purchasers or any person receiving this product as a gift from the original consumer purchaser and to no other purchaser or transferee.

Limited Three (3) Year Warranty (Parts and Labor)

TACP/THI warrant the model SSC5300 and SST6200 speakers and their component parts against defects in materials or workmanship for a period of three (3) years after the date of original retail purchase. During this period, TACP/THI will repair/replace any defects in these speakers or their component parts without charge to you.

Limited One (1) Year Warranty on Subwoofer (Parts and Labor)

TACP/THI warrant the model SSW1020 subwoofer and its component parts against defects in material or workmanship for a period of one (1) year after the date of original retail purchase. During this period, TACP/THI will repair a defective subwoofer parts without charge to you.

Limited Ninety (90) Day Warranty (Parts and Labor) for Commercial Units

Products sold and used for commercial purposes have a limited ninety (90) day warranty for all parts and labor.

Rental Units

The warranty for rental units begins with the first rental or thirty (30) days from the date of shipment to the rental firm, whichever come first.

Owner's Manual

You should read the owner's manual thoroughly before operating this product.

Your Responsibility

The above warranties are subject to the following conditions:

- (1) You must retain your bill of sale or provide other proof of purchase.
- (2) You must notify TACP/THI Authorized Service Station within thirty (30) days after you discover a defective product or part..

(3) All warranty servicing of this product must be made by a TACP/THI Authorized Service Station.

(4) These U.S.A. limited warranties are effective only if the product is purchased and operated in the U.S.A. or Puerto Rico.

(5) You will be responsible for removal and installation of the product.

(6) This warranty does not apply to any speaker that has been subjected to use in excess of its published power rating.

(7) These warranties extend only to defects in materials or workmanship as limited above and do not cover the cabinet or any appearance item (including user attached antennas) or any damage to connected products. These warranties do not extend to any product or parts which have been lost or discarded by you, or to damage to products or parts caused by misuse, accident, improper installation, subsequent damage from leaking, damaged or inoperative batteries, or the use of batteries not conforming to those specified in the owner's instructions; damage caused by fluctuations in electric power, or use in violation of instructions furnished by TACP/THI; by acts of God, such as lightning; or to units which have been altered or modified without authorization of TACP/THI, or to any products or parts thereof which have had the serial number removed, altered, defaced or rendered illegible.

(8) This warranty does not cover the cost of parts or labor, which would be otherwise provided without charge under this warranty, obtained from any source other than a Toshiba Authorized Service Center or other designated location. This warranty does not cover defects or damage caused by the use of unauthorized parts or labor, or from improper maintenance.

(9) You must deliver the entire product to a TACP/THI Authorized Service Station. You are responsible for all transportation and insurance charges for the unit to and from the Authorized Service Station. If you live in the Continental U.S.A. you may, at your option, return your Home Theater System to:

Toshiba America Consumer Products, Inc.
Returns Center
1420C Toshiba Dr.
Lebanon, TN 37087

Upon receipt we will, at our option, exchange the Home Theater System with a new or refurbished unit.

How to Obtain Warranty Service

If, after following all of the operating instructions and the troubleshooting guide in your owner's manual, you find that service is needed:

(1) In the Continental U.S.A. only, call the TACP toll-free number **(800)631-3811**, or if in Hawaii (see listing below) within (30) days after you find a defective product or part.

(2) Arrange for the delivery of the product to the TACP/THI Authorized Service Station or TACP Return Center. Products shipped to the Service Station or TACP Return Center must be insured and safely and securely packed, preferable in the original shipping carton, and a letter explaining the defect and a copy of your bill of sale or other proof of purchase must be enclosed.

In the Continental United States contact:

In Hawaii contact:



Toshiba Hawaii, Inc.
327 Kamakee Street
Honolulu, HI 96814
(808)521-5377

ALL WARRANTIES IMPLIED BY STATE LAW, INCLUDING THE IMPLIED WARRANTIES OF MERCHANTABILITY AND FITNESS FOR A PARTICULAR PURPOSE ARE EXPRESSLY LIMITED TO THE DURATION OF THE LIMITED WARRANTIES SET FORTH ABOVE WITH THE EXCEPTION OF ANY WARRANTIES IMPLIED BY STATE LAW AS HEREBY LIMITED. THE FOREGOING WARRANTIES ARE EXCLUSIVE AND IN LIEU OF ALL OTHER WARRANTIES, GUARANTEES, AGREEMENTS AND SIMILAR OBLIGATIONS OF MANUFACTURER OR SELLER WITH RESPECT TO THE REPAIR OR REPLACEMENT OF ANY PARTS. In no event shall TACP/THI be listed for consequential or incidental damages.

No person, agent, distributor, dealer or company is authorized to change, modify or extend the terms of these warranties in any manner whatsoever. The time within which an action may be commenced to enforce any obligation of TACP/THI arising under these warranties of under any statute, or law of the United States of any state thereof, is hereby limited to ninety (90) days from the date you discover, or should have discovered, the defect. This limitation does not apply to implied warranties arising under state law.

This warranty gives you specific legal rights and you may also have other rights which may vary from states to state. Some states do not allow limitation on how long an implied warranty lasts, when an action may be brought, or the exclusion or limitation of incidental or consequential damages, so the above provisions may not apply to you.

PRODUCTS PURCHASED IN THE U.S.A. AND USED IN CANADA ARE NOT COVERED BY THESE WARRANTIES.

IMPORTANT: PACKING AND SHIPPING INSTRUCTION

When you send the product to a Service Station, we recommend you use the original carton box and packing material, then insert the original carton box containing the unit into another carton using more packing material.

TOSHIBA AMERICA CONSUMER PRODUCTS, INC.
Head Office/82 Totowa Road, Wayne. NJ 07470 (201)628-8000

MANUFACTURED FOR
TOSHIBA AMERICA CONSUMER PRODUCTS, INC.

TOSHIBA