

COOPER LIGHTING - METALUX®

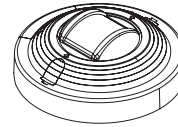
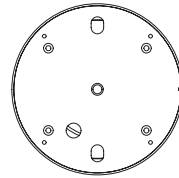
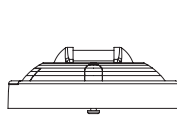
OCCUPANCY SENSORS

CPD-1200H



DESIGNATION

MS= Aisle Coverage Occupancy Sensor (120V-277V)



DESCRIPTION

CPD-1200 Aisle Coverage Occupancy Sensor (120V-277V)
(Rectangular Beam, Pattern Coverage)



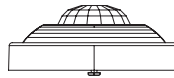
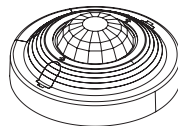
OCCUPANCY SENSORS

CPD-500H



DESIGNATION

MSO= 360° Coverage Occupancy Sensor (120V-277V)



DESCRIPTION

CPD-500 360° Coverage Occupancy Sensor (120V-277V)
(360° Circular Pattern Coverage)

