

DESCRIPTION

The 1250-ATR Direct/Indirect High Performance Luminous Pendant with Acrylic Trim Rings (ATR) is available in three diameters with multiple mounting options.

SPECIFICATION FEATURES

Material/Mounting

Painted and plated cold rolled steel or natural aluminum with a matte white acrylic bowl. Acrylic Trim Rings (ATR) or optional Glass Trim Rings - 26" and 36" only (GTR).

Single Stem (Standard): 5/8" stem with a standard hang height of 28" (OA) for the 26" dia., 32" (OA) for the 36" dia. and 42" (OA) for the 44" dia.

Minimum overall hang height is 18" (OA). Maximum overall hang height for one piece stem assembly is 8' (OA). 9' to 30' (OA) stems are supplied in multiple sections and require field assembly. Supplied with a swivel canopy which will accommodate up to 45° adjustment.

Finish

Standard: Matte White (MW). Premium: Natural Aluminum (NA) [Sustainable Design], Satin Chrome (SC), Polished Chrome (PC), Satin Brass (SB), Polished Brass (PB), Oxidized Brass (OBRs), Lacquered Satin Aluminum (SAL), Satin Copper (SCP), Polished Copper (PCP), Oxidized Copper (OCP), Satin Nickel (SN), Polished Nickel (PN), Gun Metal (GNM) or Custom Paint Color (CC).

Custom Decorative Metals: (Specify a Color and Pattern) Colors - Clear (CLR), Cabernet (CBT), Sapphire (SPE), Sage (SGE), Brass (BRS), Copper (CPR), Black Pearl (BPL), Slate Green (SGN), Champagne (CMP), Chocolate (CLE), Indigo (IDO), Royal Blue (RBE), or Pewter (PWR). Patterns - Coral (COL), Seashell (SHL) or Smooth (SMT). Note: Select a standard or premium finish for the stem(s), canopy and solid or floating rod trims. Example: CLR (Clear color) - COL (Coral pattern) - SC (Satin chrome) stems, canopy and trim. Minimum quantity is 5 for one color/pattern. Contact the factory for lead-time.

Optics

Dedicated CFL lamp optics with a "kick reflector" formed out of 94% reflective specular anodized aluminum. Three or four individual T6 metal halide or halogen dedicated optic systems. The main reflector is formed with 94% reflective specular anodized aluminum and the upper reflector is formed out of 94% reflective semi-specular anodized aluminum.

Ballast

Integral CFL electronic HPF, multi-volt 120/277V (347V Canada), thermally protected with end-of-life circuitry to accommodate the specified lamp wattage. Metal Halide ballast is electronic HPF, multi-volt (120V/277V) for the specified lamp wattage. 347V MH ballast - contact factory.

Lamp/Socket

26" - Three (3) or six (6) 27W (2G11) high lumen CFL lamps, three (3) 32W (GX24q-3) or 42W (GX24q-4) 4-pin triple CFL lamps, or three (3) 39W or 70W T6 CDM metal halide lamps, or three (3) T4 (DC Bay) clear linear halogen lamps.

One (1) 22W (2GX13) T5 circular lamp (bowl illumination). Downlight: (Optional) One (1) 20W MHMR-16 (Twist lock, GX10) metal halide, 39W MHMR-16 (Twist lock, GX10) metal halide (Contact factory for availability) or 50W HMR-16 (BI-PIN, GX5.3) halogen lamp (Contact factory for other halogen MR-16 base options).

36" - Three (3) or six (6) 27W, 39W, 40W, 50W or 55W (2G11) high lumen CFL lamps, three (3) 32W (GX24q-3), 42W (GX24q-4) 4-pin triple CFL lamps, 57W (GX24q-5) or 70W (GX24q-6) 4-pin triple HO CFL lamps, three (3) 39W, 70W or 150W T6 CDM metal halide lamps or three (3) 150W T4 (DC Bay) clear linear halogen lamps.

Catalog #		Type
Project		
Comments		Date
Prepared by		

One (1) 40W (2GX13) T5 circular lamp (bowl illumination). Downlight: (Optional) One (1) 20W MHMR-16 (Twist lock, GX10) metal halide, 39W MHMR-16 (Twist lock, GX10) metal halide (Contact factory for availability) or 50W HMR-16 (BI-PIN, GX5.3) halogen lamp (Contact factory for other halogen MR-16 base options).

44" - Four (4) or eight (8) 27W, 39W, 40W, 50W or 55W (2G11) high lumen CFL lamps, four (4) 57W (GX24q-5) or 70W (GX24q-6) 4-pin triple HO CFL lamps, four (4) 70W or 150W T6 CDM metal halide lamps, or four (4) 150W T4 (DC Bay) clear linear halogen lamps. One (1) 40W (2GX13) T5 circular lamp (bowl illumination). Downlight: (Optional) One (1) 20W MHPAR-20 (MED BAS) metal halide or 39W MHPAR-20 (MED BAS) metal halide. CFL sockets injection molded plastic. Metal halide socket ceramic pulse-rated, 4KV. Lamps furnished by others.

Installation

Installation requires 1/4-20 UNC-2A All Thread rod. All Thread (supplied by others) through a standard J-box to an integral support canopy support system. The 1/4-20 UNC-2A All Thread rod must be attached to the building structure to support the fixtures weight.

Options

Dimming Ballast - Except 27W and DM bowl illumination as a MOD with T5 55W only, contact factory for ballast options (DM), Sloped Ceiling Adaptor - Specify up to 45° (SCA), Triple Stem (3S), Single Stem with Aircraft Cable (1SAC), Aircraft Cable with White SJ Cord (SJWAC), Aircraft Cable with Clear SJ Cord (SJCAC), Quad Pod - 44" only (QP), Tri-Pod - 26" and 36" only (TP), Hand Painted Faux Alabaster Bowl (FB), Hand Painted Faux Linen Bowl (LNB), Remote Emergency



1250-ATR SERIES

High Performance
Pendant Luminaire
Indirect/Direct
Luminous Shallow Bowl
With Four Trim Options



New Custom
Decorative Metals Finish

HIGH PERFORMANCE OPTICS

Shaper offers a line of products that offer optically-engineered, high performance optics for compact fluorescent, metal halide and halogen sources.

SUSTAINABLE DESIGN

Shaper has a long-standing history of offering environmentally-friendly fixtures. The copper and bronze alloys used in our exterior luminaires feature up to 98% recycled content, contribute less undesirable air emissions compared to painted aluminum and are easy to recycle.

Refer to the Icon Legend
Link on shaperlighting.com.

Battery (REM) - contact factory. Separate Switching (SSW), Factory Fuse (FF), Damp Location (DL): All Painted Finishes, Lacquered Satin Chrome (SCL) and Lacquered Satin Nickel (SNL) finishes only. Contact factory for Multi-bowl and alternative mounting options.

Labels

U.L. and C.U.L approved for indoor and damp location. See options for damp location finishing requirements.

Modifications

Shaper's skilled craftspeople with their depth

of experience offer the designer the flexibility to modify standard high performance pendant luminaires for project specific solutions. Contact the factory.

ORDERING INFORMATION

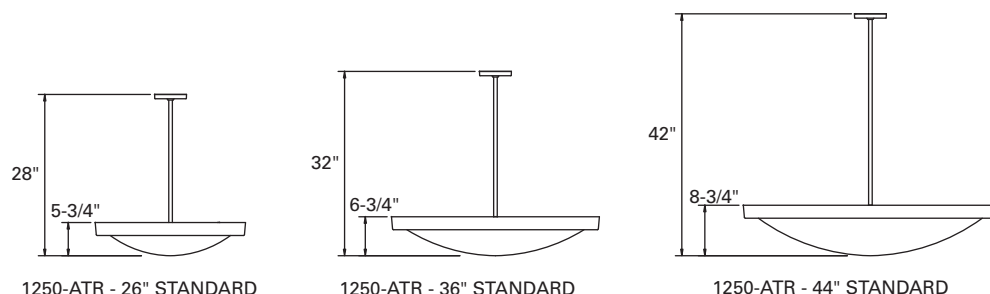
Sample Number: 1250-ATR-26-CFL/3/27 + T5/1/22-120V-SC-FF-28

Series	Lamp	Lamp (Bowl)	Finish	Custom Decorative Metals ⁵	Pattern ²	Options
1250 1250-ATR 1250-STR 1250-SR	26" CFL/3/27 CFL/3/32 CFL/3/42 CFL/6/27 MH/3/39 MH/3/70 HAL/3/150	T5/1/22 ¹ T5/1/40 (Optional) 26" MR16MH/1/20 MR16MH/1/39 MR16H/1/50 36" MR16MH/1/20 MR16MH/1/39 MR16H/1/50 44" PAR20MH/1/20 PAR20MH/1/39	Standard MW=Matte White Premium CC=Custom Color NA=Natural Aluminum OBRS=Oxidized Brass PB=Polished Brass ¹ PC=Polished Chrome ¹ PCP=Polished Copper ¹ PN=Polished Nickel ¹ SAL=Lacquered Satin Aluminum SB=Satin Brass SC=Satin Chrome SCL=Lacquered Satin Chrome SCP=Satin Copper SN=Satin Nickel SNL=Lacquered Satin Nickel	CLR=Clear CBT=Cabernet SPE=Sapphire SGE=Sage BRS=Brass CPR=Copper BPL=Black Pearl SGN=Slate Green CMP=Champagne CLE=Chocolate IDO=Indigo OCP=Oxidized Copper GNM=Gun Metal RBE=Royal Blue PWR=Pewter	COL=Coral SHL=Seashell SMT=Smooth Stem and Canopy Finish⁶ Standard MW=Matte White Premium CC=Custom Color NA=Natural Aluminum OBRS=Oxidized Brass PB=Polished Brass PC=Polished Chrome PCP=Polished Copper PN=Polished Nickel SAL=Lacquered Satin Aluminum SB=Satin Brass SC=Satin Chrome SCP=Satin Copper SN=Satin Nickel	Options 1SAC=Single Stem Aircraft Cable 3S=Three Stem QP=Quad-Pod SJCAC=Aircraft Cable w/ Clear SJ Cord SJCAC=Aircraft Cable w/ White SJ Cord TP=Tri-Pod GTR=Glass Trim Rings DL=Damp Location DM=CFL Dimming Ballast ⁴ FF=Factory Fuse REM=Remote Emergency Battery ⁷ SCA=Sloped Ceiling Adapter SSW=Separate Switching FB=Hand Painted Faux Alabaster Bowl LNB=Hand Painted Faux Linen Bowl
Size 26" 36" 44"	36" CFL/3/27 CFL/3/32 CFL/3/39 CFL/3/40 CFL/3/50 CFL/3/55 CFL/6/27 CFL/6/39 CFL/6/40 CFL/6/50 CFL/6/55 CFL/3/42 CFL/3/57 CFL/3/70 MH/3/39 MH/3/70 MH/3/150 HAL/3/150	44" CFL/4/27 CFL/4/39 CFL/4/40 CFL/4/50 CFL/4/55 CFL/8/27 CFL/8/39 CFL/8/40 CFL/8/50 CFL/8/55 CFL/4/57 CFL/4/70 MH/4/70 MH/4/150 HAL/4/150	Voltage 120V 277V 347V			Suspension Height 28" (OA) - 26" dia. 32" (OA) - 36" dia. 42" (OA) - 44" dia. or Specify

Notes:

- ¹ Available in 26" Only. ² Available with Custom Decorative Metal Finish only. ³ Not available in 27W.
⁴ T5 22 & 40W - dimming ballast are not available. If bowl illumination requires dimming, contact the factory for a T5-55W MOD.
⁵ Interior applications only. ⁶ Select a standard or premium finish for the stem(s) and canopy. Example: SGE (Sage color) - SMT (Smooth pattern) for the double trim rings - SC (Satin Chrome) for the stem(s) and canopy. Minimum quantity is 5 for one color/pattern. Contact the factory for lead-time. ⁷ Supplied by others.

DIMENSIONS



SUSPENSION OPTIONS

Triple Stem (3S): 5" cast canopy with a 1 1/2" swivel ball. One 5/8" stem with a standard hang height of 24" (OA), minimum 18" (OA). Maximum overall hang height for one piece stem assembly is 5' (OA). Lengths from 5' to 25' a collector body (CB) will be provided. Specify SCA for sloped ceilings up to 45°.

Single Stem Aircraft Cable (1SAC): Three or four 3/8" stems with a standard hang height of 24" (OA), minimum 18" (OA). Maximum overall hang height is 8' (OA). Contact factory for lengths above 8'. Specify SCA for sloped ceilings up to 45°.

Aircraft Cable with a White SJ Cord (SJWAC): One 5/8" stem and 3/32" cables with a standard hang height of 24" (OA), minimum 18" (OA). Optional clear SJ cord (SJCAC).

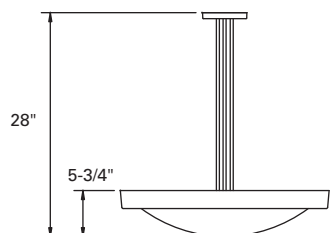
Tri-Pod (TP): 3/32" cables with a standard hang height of 24" (OA), minimum 18" (OA). Maximum overall hang height is 25' (OA). Contact factory for lengths above 25'. Specify SCA for sloped ceilings up to 45°. 26" & 36" dia. only.

Quad-Pod (QP): 3/32" cables with a standard hang height of 24" (OA), minimum 18" (OA). Maximum overall hang height is 25' (OA). Contact factory for lengths above 25'. Specify SCA for sloped ceilings up to 45°. 44" dia. only.

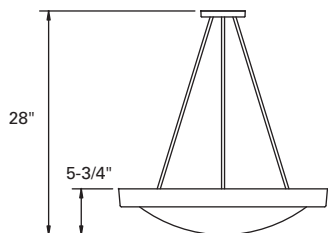
INSTALLATION

Contractor to provide appropriate structural support for fixture weight. Refer to the installation drawings for details. Integral safety cable provided.

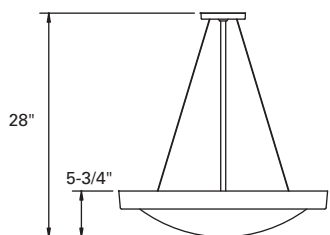
1250-ATR - SUSPENSION OPTIONS STANDARD



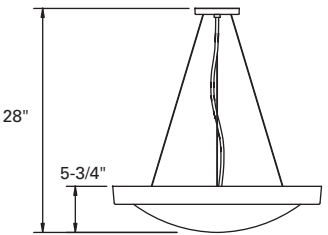
1250-ATR - TRIPLE STEM (3S)



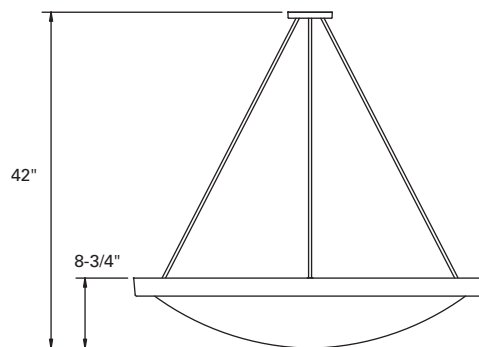
1250-ATR - TRI-POD - 26" & 36" (TP)



1250-ATR - SINGLE STEM
AIRCRAFT CABLE (1SAC)

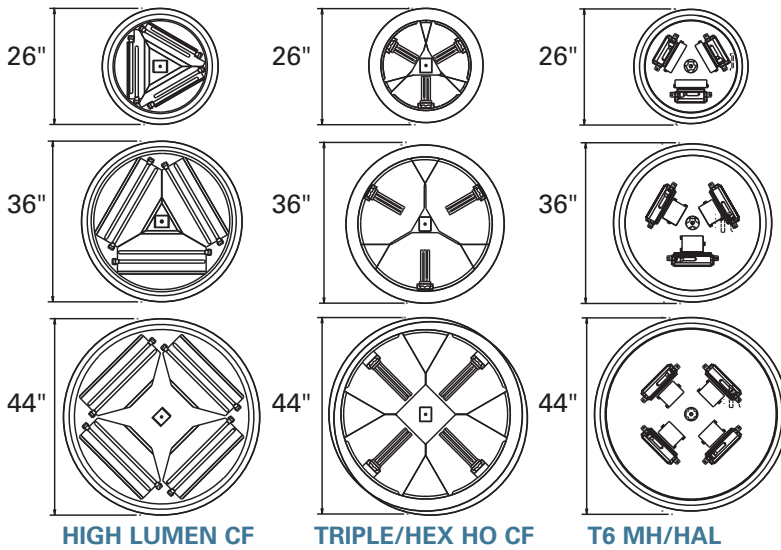


1250-ATR - AIRCRAFT CABLE
WITH SJ CORD (SJWAC)




1250-ATR - QUAD-POD HANGER - 44" (QP)

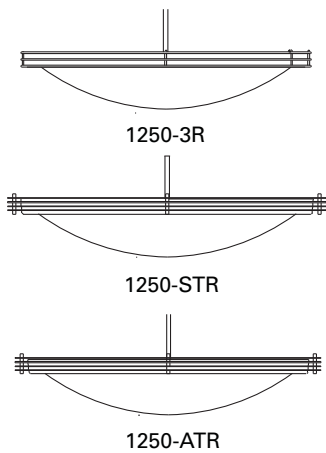
1250-ATR - OPTIC DRAWINGS STANDARD



1250-ATR - PLAN VIEW STANDARD



1250 - TRIM DETAIL STANDARD



COMPANION PRODUCTS



693-S