



ATLONA
Connecting technology to your world

1x8 COMPOSITE VIDEO/AUDIO DISTRIBUTION AMPLIFIER with STEREO AUDIO AT-AV18



User Manual

Toll free: 1-877-536-3976
Local: 1-408-962-0515



www.atlona.com

TABLE OF CONTENTS

1. Introduction	2
2. Features	2
3. Package Contents	2
4. Specifications	2
5. Panel Description	3
5.1. Front Panel	3
5.2. Rear Panel	3
6. Connection and Installation	4
7. Safety Information	5
8. Warranty	6
9. Atlona Product Registration	7

INTRODUCTION

Atlona Technologies' AT-AV18 one of the most innovative Composite /Stereo Audio signal distribution amplifiers on the market today. This 1x8 Composite w/ Stereo Audio Distribution Amplifier is a perfect solution for anyone who needs to send one source of composite video with Audio to multiple displays at the same time. With 1 x AV Input and 8 x AV Outputs, the AT-AV18 is capable of sending signal from one source to all 8 desired displays at the same time without signal degradation. This unit is perfect for applications for distributing signals from VCRs, Camcorders, Video Game Consoles, DVDs, Satellite Receivers, Set Top Boxes, etc.

FEATURES

- High Video and Audio Signal Bandwidth allows users to use extra long cables and still have a great quality image without signal degradation
- Buffered Input also allows users to use an extra long input cable
- Gold plated RCA jacks
- Supports Pal and NTSC signals
- Standard 19-inch Rack Mount Size - 1U (rack ears are included)

PACKAGE CONTENTS

- AT-AV18 Distribution Amplifier x 1
- Instruction Manual x 1
- Universal AC Adaptor : 12V DC
- Rack Mount Ears (Pair)

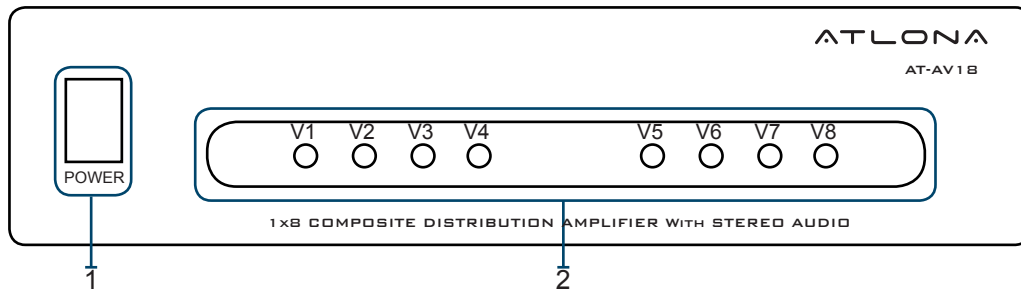
SPECIFICATIONS

Video Inputs	Composite Video, 75 Ω on RCA Connectors
Audio Inputs	Stereo, -20db 47K Ω , on RCA Connectors
Video Outputs	8 x Composite Video, 75 Ω on RCA Connectors
Audio Outputs	8 x Stereo R/L, -20db 47 Ω , on RCA Connectors
Video Bandwidth	>50MHz
Video Distortion	<1.2db (+/- 3db)
Audio Distortion	<0.6db (+/- 3db)
Channel Isolation	>50db
S/N Ratio	>50db
Power Consumed	500mA
Power Source	12 Volts DC



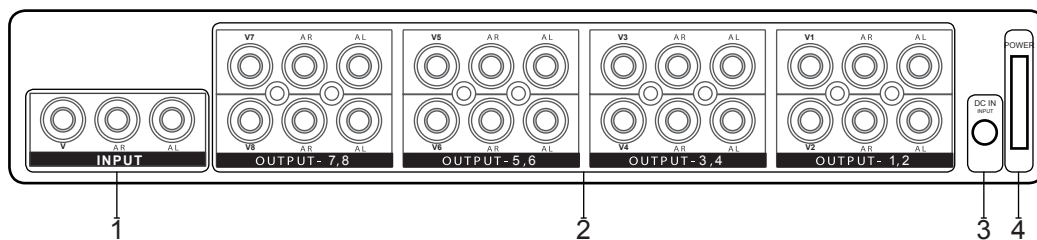
PANEL DESCRIPTION

1. Front Panel



1. Power Switch: Power Unit On and Off
2. Outputs 1-8 Indication LEDs: LED illuminates green when desired Output is in use.


2. Rear Panel



1. Input: Composite Video (RCA)/Stereo Audio
2. Outputs 1-8: Composite Video (RCA)/Stereo Audio
3. Power Supply Input: (DV12V) - Universal
4. Power sw Button



CONNECTION AND INSTALLATION



Broadcasts Composite signal with Stereo Audio to 8 displays!

1. Switch off all devices, including monitors.
2. Connect Desired source to the Composite Input (RCA).
3. Connect Composite Outputs (RCA) to desired Displays
4. Plug in 12V DC power supply.
5. Power on the monitors.
6. Power on the source.
7. Power on AT-AV18

SAFETY INFORMATION

Safeguards



To reduce the risk of electric shock, do not expose this product to rain or moisture



Do not modify the wall plug. Doing so will void the warranty and safety features.



If the wall plug does not fit into your local power socket, hire an electrician to replace your obsolete socket.



This equipment should be installed near the socket outlet and the device should be easily accessible in the case it requires disconnection.

Precautions

FCC regulations state that any unauthorized changes or modifications to this equipment, not expressly approved by the manufacturer, could void the user's authority to operate this equipment.

Operate this product using only the included external power supply. Use of other power supplies could impair performance, damage the product, or cause fires.

In the event of an electrostatic discharge this device may automatically turn off. If this occurs, unplug the device and plug it back in.

Protect and route power cords so they will not be stepped on or pinched by anything placed on or against them. Be especially careful of plug-ins or cord exit points from this product.

Avoid excessive humidity, sudden temperature changes or temperature extremes.

Keep this product away from wet locations such as bathtubs, sinks, laundries, wet basements, fish tanks, and swimming pools.

Use only accessories recommended by Atlona to avoid fire, shock, or other hazards.

Unplug the product before cleaning. Use a damp cloth for cleaning and not cleaning fluid or aerosols.

Such products could enter the unit and cause damage, fire, or electric shock. Some substances may also mar the finish of the product.

Never open, remove unit panels, or make any adjustments not described in this manual. Attempting to do so could expose you to dangerous electrical shock or other hazards. It may also cause damage to your AT-AV18. Opening the product will void the warranty.

Do not attempt to service the unit. Disconnect the product and contact your authorized Atlona reseller or contact Atlona directly.

WARRANTY

Limited Warranty

Atlona Technologies warrants that (a) its products (the AT-AV18) will perform substantially in accordance with the accompanying written materials for a period of 3 years from the date of receipt and (b) that the product will be free from defects in materials and workmanship under normal use and service for a period of 3 years. In the event applicable law imposes any implied warranties, the implied warranty period is limited to 3 years from the date of receipt. Some jurisdictions do not allow such limitations on duration of an implied warranty, so the above limitation may not apply to customers that fall within those areas.

Customer Remedies

Atlona Technologies' and its suppliers' entire liability and Customer's exclusive remedy shall be, at Atlona Technologies' decision, either return of the price paid for the product, repair, or replacement of the product that does not meet this Limited Warranty and which is returned to Atlona Technologies with a copy of the Customer's receipt. This Limited Warranty is void if failure of the product has resulted from accident, abuse, misapplication, or natural occurrence. In example but not limited to: power surges (electrical storms, local power outage), dropping the product (or items on the product), contact with fluids, and physical misconduct (i.e. kicking or punching). Any replacement product will be warranted for the remainder of the original warranty period.

No other warranties

To the maximum extent permitted by applicable law, Atlona Technologies and its suppliers disclaim all other warranties, either expressed or implied, including, but not limited to, implied warranties of merchantability and fitness for a particular purpose, with regard to the product and any related written materials. This Limited Warranty gives customer specific legal rights. Customers may have other rights depending on the jurisdiction.

No liability for damages

To the maximum extent permitted by applicable law, in no event shall Atlona Technologies or its suppliers be liable for any damages arising out of the use of or inability to use this product, even if Atlona Technologies has been advised of the possibility of such damages. Such damages include but are not limited to: special, incidental, consequential, or indirect damages for personal injury, loss of business profits, business interruption, loss of business information, or any other pecuniary loss.

Atlona Technologies' and its suppliers' entire liability under any provision of this agreement shall be limited to the amount actually paid by you for the product. Some Jurisdictions do not allow the exclusion or limitation of liability for consequential or incidental damage. The above limitations may not apply to you in such jurisdictional cases.

ATLONA PRODUCT REGISTRATION

Thank you for purchasing this Atlona product. - We hope you enjoy it and will take an extra few moments to register your new purchase.

Registration creates an ownership record if your product is lost or stolen and helps ensure you'll receive notification of performance issues and firmware updates.

At Atlona, we respect and protect your privacy, assuring you that your registration information is completely secure. Atlona product registration is completely voluntary and failure to register will not diminish your limited warranty rights.

To register go to: **<http://www.atlona.com/registration>**