

GUARDIAN[®]



Guardian Homecare Bed

Reliable. Economical. Compatible.

You gave us three objectives...

1 You require reliability
in a product.

The Guardian Homecare Bed
has been engineered and tested
for years of worry-free service.

2 You demand a product
priced to provide a profit
on your investment.

The Guardian Homecare Bed
is competitively priced.

3 You require a product that
complements the investment
you have in your current fleet.

The Guardian Homecare Bed's
components are functionally
interchangeable with the industry
leader. You can upgrade your
inventory one bed at a time or
one component at a time.

Our response —
The Guardian IC
Series Homecare Bed.

Guardian Homecare Bed

You spoke and Sunrise Medical listened. You asked us for a standard homecare bed that is reliable, economical, and compatible. Our answer is the Guardian Homecare Bed. Our seven homecare bed models and their complete range of accessories offer you all the characteristics and features that are standard in the industry today. This bed was also designed to meet the demands of the market and give providers something they don't have today ... a choice!



Semi-Electric Beds

Semi-Electric Bed

Guardian Semi-Electric Beds combine the convenience of electric head and knee positioning with the economy of manual hi/low adjustment. An ergonomic hand pendant positions the head and knee sections, and a manual crank changes the bed height.



Features:

- Four-function hand pendant has raised function controls for easy operation and can be snapped onto the side rails for quick access.
- A single crank easily adjusts bed height of the IC-5310; cranks at both ends of the bed independently adjust the height of the IC-5210 for easy trendelenberg and reverse trendelenberg positioning.
- Split-spring design ensures easy set-up and operation.
- Major bed components are functionally interchangeable with the industry leader.
- Welded steel construction and reinforced headspring provide added strength.
- Easy-release motor mounts provide trouble-free maintenance.
- Total weight capacity is 450 lbs. (204 kg), including patient, mattress, bedding and accessories.
- Generous lifetime warranty on all welds and two-year warranty on mechanical and electrical components.
- UL 962 and CAN/CSA C22.2 No. 68 approved.

Models: IC-5310 Semi-Electric Single Crank Hi/Lo Bed
IC-5210 Semi-Electric Two Crank Hi/Lo Bed



Full-Electric Beds

Manual Beds



Full-Electric Bed

All functions of the Guardian Full-Electric Homecare Bed, including head and foot positioning and bed height, are easily controlled with an ergonomic hand pendant for maximum comfort, convenience and ease of operation.

Features

- Six-function hand pendant has raised function controls for easy operation and can be snapped onto the side rails for quick access.
- Split-spring design ensures easy set-up and operation.
- Major bed components are functionally interchangeable with the industry leader.
- Welded steel construction and reinforced headspring provide added strength.
- Easy-release motor mounts provide trouble-free maintenance.
- Total weight capacity is 450 lbs. (204 kg), including patient, mattress, bedding and accessories.
- Generous lifetime warranty on all welds and two-year warranty on mechanical and electrical components.
- UL 962 and CAN/CSA C22.2 No. 68 approved.

Model: IC-5410 Full-Electric Bed



Manual Bed


With the same convenient features as the electric beds, Guardian Manual Homecare Beds offer the greatest economy with manual head and knee positioning and hi/lo adjustment.

Features:

- A single crank easily adjusts bed height of the IC-5307; cranks at both ends of the bed independently adjust the height of the IC-5207 for easy trendelenburg and reverse trendelenburg positioning.
- Split-spring design ensures easy set-up and operation.
- Major bed components are functionally interchangeable with the industry leader.
- Welded steel construction and reinforced headspring provide added strength.
- Total weight capacity is 450 lbs. (204 kg), including patient, mattress, bedding and accessories.
- Generous lifetime warranty on all welds and two-year warranty on mechanical and electrical components.


Models: IC-5307 Manual Single Crank Hi/Lo Bed
IC-5207 Manual Two Crank Hi/Lo Bed

Rails & Mattresses




Full-Length, Spring-loaded Telescopic Rails

Spring-loaded cross braces install easily without tools. Rail length adjusts from 47"-73". Fits bed decks 34 $\frac{1}{2}$ "-37 $\frac{1}{2}$ " in width. Model IC-6629



Full-Length, Clamp-on Telescopic Rails

Flat-channel cross braces install easily with clamps. Rail length adjusts from 47"-73". Fits bed decks 34 $\frac{1}{2}$ "-37 $\frac{1}{2}$ " in width. Model IC-6623



Half-Length, Clamp-on Rails

Installs easily with quick turn clamp knob. Rail length is 30". Fits bed decks 34"-37" in width. Model IC-6630



Mattresses

DermaTech™ Therapeutic Foam 35" x 80" x 5"

High density 1.8 lb., 40 ILD foam fire retarded, with anatomical cuts in three zones to minimize pressure.

Fully anti-microbial with a 210 denier top and a 12 oz. reinforced vinyl base. Two year warranty. Model 550101

Sunrise Economy Foam 35" x 80" x 6"

1.5 lb. density durable foam with a 12 oz. anti-microbial, vinyl cover. Two year warranty. Model 550469-CC


Sunrise Inner Spring 36" x 80" x 6"

Sureflex™ 312 innerspring coil, insulated and multi-layered with .75" high-density foam and covered with an 8.5 oz.

anti-microbial, anti-static, waterproof and washable cover. Two year warranty. Model N50780S

All mattresses meet or exceed federal, state, and local codes for fire retardancy.

Bed Accessories



Transport System



Guardian Automatic Overbed Table



Racking System

Transport System

- Allows for quick and easy transport of bedspring.
Model IC-5140

Racking System

- Connects to bed ends for easy transport or storage of bed.
Model IC-5142

4" Extender (not shown)

- Expands bed frame length from 80" to 84"
Model IC-5143

Guardian Automatic Overbed Table

- Gentle upward touch of release handle allows height to raise easily to most comfortable position.
- Light downward touch on table top locks it into position.
- Attractive laminated wood finish resists scratching.
- Chrome-plated steel tubing ensures durability.
- 1.5" casters allow for smooth movement.
- Economically priced
Model IC-6417

Overbed Tables

Model	Table Top Size	Base Size	Height Adj. Range	Weight	Warranty
IC-6417	30" x 15"	26 ¹ / ₄ " x 16 ¹ / ₂ "	28 ⁵ / ₈ "–42 ¹ / ₂ "	22 lb.	3 year limited
IC-6418	³ / ₄ " x 30" x 15 ¹ / ₄ "	26 ¹ / ₄ " x 15 ¹ / ₂ "	29 ¹ / ₂ "–46 ¹ / ₂ "	28 lb.	3 year limited



**Guardian Tilt Automatic
Overbed Table**



Guardian Trapeze



**Guardian Trapeze
Floor Stand**

Guardian Tilt Automatic Overbed Table

- Table top tilts in either direction with rotating knob for maximum comfort while eating, writing or reading.
 - Gentle upward touch of table top allows height to raise easily.
 - Lift release handle to easily lower.
 - Attractive laminated wood finish resists scratching.
 - Chrome-plated steel tubing ensures durability.
 - 1.5" casters allow for smooth movement.
- Model IC-6418

Guardian Trapeze

- Height adjusts for maximum patient accessibility.
 - Steel construction ensures durability.
 - Easily assembled with no tools required.
 - For use on metal headboards or with IC-7714 Floor Stand.
- Model IC-7740

Guardian Trapeze Floor Stand

- Provides free-standing support for IC-7740 Trapeze.
 - Disassembles for convenient storage.
- Model IC-7714

Trapeze/Floor Stand

Model	Overall Height	Tubing Diameter	Reach	Base Width	Base Length	Weight	Warranty
IC-7740	62"	1 1/4"	34"	n/a	n/a	17 lb.	3 year limited
IC-7714	35 3/4"	1 1/4"	n/a	32"	40"	24 lb.	3 year limited

Bed Specifications



The Guardian Homecare Bed

With seven models and a variety of packages to choose from, Sunrise Medical offers a bed solution to meet all your customer needs. The Guardian Homecare Bed provides the reliability and compatibility that you demand at an affordable price.

Guardian Homecare Beds and Components

Model No.	Bed Type	Head Section	Foot Section	Bed End Set
IC-5410	Full-Electric	IC-5000	IC-5490	IC-5401
IC-5310	Semi-Electric Single Crank Hi/Lo	IC-5000	IC-5890	IC-5301
IC-5210	Semi-Electric Two Crank Hi/Lo	IC-5000	IC-5890	IC-5200
IC-5110	Semi-Electric Set Height	IC-5000	IC-5890	IC-5100
IC-5307	Manual Single Crank Hi/Lo	IC-5000	IC-5770	IC-5301
IC-5207	Manual Two Crank Hi/Lo	IC-5000	IC-5770	IC-5200
IC-5107	Manual Set Height	IC-5000	IC-5770	IC-5100

Guardian Homecare Bed Specifications

Model No.	Head End Height Range	Foot End Height Range	Bed Surface Height Range*	Overall Length	Bed Width	Split Springs to Head End	Split Springs to Foot End	Total Ship Wt.	Total Wt. Cap.
IC-5410	29"-37 ¹ / ₄ "	26 ¹ / ₄ "-35 ¹ / ₂ "	16"-24 ¹ / ₂ "	88"	36"	43"	45"	193 lbs	450 lbs
IC-5310	29"-37 ¹ / ₄ "	26 ¹ / ₄ "-35 ¹ / ₂ "	16"-24 ¹ / ₂ "	88"	36"	43"	45"	185 lbs	450 lbs
IC-5210	29"-37 ¹ / ₂ "	26 ¹ / ₄ "-35 ¹ / ₂ "	15 ¹ / ₂ "-24 ¹ / ₂ "	88"	36"	43"	45"	185 lbs	450 lbs
IC-5110	28 ³ / ₄ "	24 ³ / ₄ "	15"	88"	36"	43"	45"	177 lbs	450 lbs
IC-5307	28 ³ / ₄ "-37 ¹ / ₄ "	26 ¹ / ₄ "-35 ¹ / ₂ "	16"-24 ¹ / ₂ "	88"	36"	43"	45"	160 lbs	450 lbs
IC-5207	28 ³ / ₄ "-37 ¹ / ₂ "	26 ¹ / ₄ "-35 ¹ / ₂ "	15 ¹ / ₂ "-24 ¹ / ₂ "	88"	36"	43"	45"	160 lbs	450 lbs
IC-5107	28 ¹ / ₂ "	24 ¹ / ₂ "	15"	88"	36"	43"	45"	152 lbs	450 lbs



NOTE: *Measurement from floor to bed surface. Dimensions may vary by 1/4".

Guardian Homecare Bed Packages

Package No.	Bed Model	Rail Model	Mattress	Description
IC-Bed-1	IC-5410	IC-6623	N50780S	Full-Electric Bed, Full-Length, Clamp-on Rails, 80" Innerspring Mattress
IC-Bed-2	IC-5410	IC-6629	N50780S	Full-Electric Bed, Full-Length, Spring-loaded Rails, 80" Innerspring Mattress
IC-Bed-3	IC-5310	IC-6623	N50780S	Semi-Electric 1 Crank Hi/Lo Bed, Full-Length, Clamp-on Rails, 80" Innerspring Mattress
IC-Bed-4	IC-5310	IC-6629	N50780S	Semi-Electric 1 Crank Hi/Lo Bed, Full-Length, Spring-loaded Rails, 80" Innerspring Mattress
IC-Bed-5	IC-5210	IC-6623	N50780S	Semi-Electric 2 Crank Hi/Lo Bed, Full-Length, Clamp-on Rails, 80" Innerspring Mattress
IC-Bed-6	IC-5210	IC-6629	N50780S	Semi-Electric 2 Crank Hi/Lo Bed, Full-Length, Spring-loaded Rails, 80" Innerspring Mattress
IC-Bed-7	IC-5307	IC-6623	N50780S	Manual Single Crank Hi/Lo Bed, Full-Length, Clamp-on Rails, 80" Innerspring Mattress
IC-Bed-8	IC-5307	IC-6629	N50780S	Manual Single Crank Hi/Lo Bed, Full-Length, Spring-loaded Rails, 80" Innerspring Mattress
IC-Bed-9	IC-5410	IC-6630	N50780S	Full-Electric Bed, Half-Length, Clamp-on Rails, 80" Innerspring Mattress
IC-Bed-10	IC-5310	IC-6630	N50780S	Semi-Electric 1 Crank Hi/Lo Bed, Half-Length, Clamp-on Rails, 80" Innerspring Mattress
IC-Bed-11	IC-5210	IC-6630	N50780S	Semi-Electric Two Crank Hi/Lo Bed, Half-Length, Clamp-on Rails, 80" Innerspring Mattress
IC-Bed-12	IC-5307	IC-6630	N50780S	Manual Single Crank Hi/Lo Bed, Half-Length, Clamp-on Rails, 80" Innerspring Mattress
IC-Bed-16	IC-5410	IC-6623	550101	Full-Electric Bed, Full-Length, Clamp-on Rails, 80" Therapeutic Foam Mattress
IC-Bed-17	IC-5310	IC-6623	550101	Semi-Electric 1 Crank Hi/Lo Bed, Full-Length, Clamp-on Rails, 80" Therapeutic Foam Mattress
IC-Bed-18	IC-5410	IC-6623	550469-CC	Full-Electric Bed, Full-Length, Clamp-on Rails, 80" Economy Foam Mattress
IC-Bed-19	IC-5410	IC-6629	550469-CC	Full-Electric Bed, Full-Length, Spring-loaded Rails, 80" Economy Foam Mattress
IC-Bed-20	IC-5310	IC-6623	550469-CC	Semi-Electric 1 Crank Hi/Lo Bed, Full-Length, Clamp-on Rails, 80" Economy Foam Mattress
IC-Bed-21	IC-5310	IC-6629	550469-CC	Semi-Electric 1 Crank Hi/Lo Bed, Full-Length, Spring-loaded Rails, 80" Economy Foam Mattress
IC-Bed-22	IC-5410	IC-6630	550469-CC	Full-Electric Bed, Half-Length, Clamp-on Rails, 80" Economy Foam Mattress
IC-Bed-23	IC-5310	IC-6630	550469-CC	Semi-Electric 1 Crank Hi/Lo Bed, Half-Length, Clamp-on Rails, 80" Economy Foam Mattress
IC-Bed-24	IC-5410	IC-6629	550101	Full-Electric Bed, Full-Length, Spring-loaded Rails, 80" Therapeutic Foam Mattress
IC-Bed-25	IC-5310	IC-6629	550101	Semi-Electric 1 Crank Hi/Lo Bed, Full-Length, Spring-loaded Rails, 80" Therapeutic Foam Mattress

Warranty

Guardian Beds offer the peace of mind of a generous lifetime warranty on all welds and two-year warranty on mechanical and electrical components. Sunrise Medical is committed to continuous product improvement; therefore, specifications are subject to change without notice.