

OVZ DROP LENS REFRACTOR

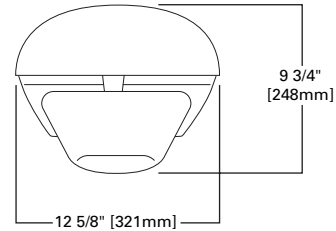
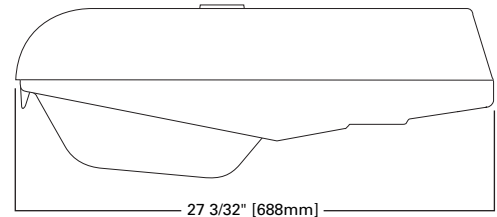
ROADWAY LUMINAIRE

50-250W

MH/HPS/MERCURY



STREETWORKS™



HOUSING

Die-cast aluminum housing and latch. Standard grey polyester powder coat finish. Other finish colors available.

REFLECTOR

The optical system is a hydroformed anodized aluminum reflector with a Dacron polyester filter.

DOOR

Die-cast aluminum door frame with integral hinges for hands free installation, relamping and maintenance. ANSI wattage/source label.

LENS

Removable prismatic refractor for use with High Pressure Sodium, Metal Halide and Mercury lamp sources.

SOCKET

Adjustable mogul-base porcelain socket.

BALLAST ASSEMBLY

Hard mounted ballast with encapsulated starter for protection from environmental abuse. Standard two position tunnel type compression terminal block. Three position available.

MOUNTING

Two-bolt/one bracket slipfitter with cast-in pipe stop and leveling steps. Fixed-in-place birdguard seals around 1 1/4" or 2" mounting arms.

ORDERING INFORMATION

SAMPLE NUMBER: OVZ50SR22E4

PRODUCT FAMILY	LAMP WATTAGE	LAMP TYPE ²	BALLAST TYPE ²	VOLTAGE ²	DISTRIBUTION ⁴	CUTOFF ⁴	OPTIONS + ACCESSORIES (See Below)
OVZ	50=50W 70=70W 10=100W 15=150W ¹ 17=175W 20=200W 25=250W	S=High Pressure Sodium V=Mercury M=Metal Halide	C=CWI H=Reac./HPF K=10KV CWA ³ M=Mag. Reg. N=Hi. React./NPF P=Hi. React./HPF R=Reac./NPF W=CWA	2=120V 0=208V 4=240V 7=277V 8=480V 9=347V F=120/240 wired 120V P=240 w/PCR wired 120V W=Multi-Tap wired 120V N=Multi-Tap wired 277V V=Multi-Tap wired 240V	2=Type II 3=Type III	D=MCO E=MSCO	

OPTIONS + ACCESSORIES [Must be listed in the order shown and separated by a dash]


OPTIONS (add as suffix)

1=Single Fuse, Internally Mounted (120 or 277V)
2=Double Fuse, Internally Mounted (208, 240, or 480V)
4=Photocontrol Receptacle
WH=White
BK=Black
BZ=Bronze
E=150W/100V/HPS Ballast
G=Borosilicate Glass Refractor (175W & below) ⁵
H=Plug-in Starter Receptacle
K=Level Indicator
M=MOV Lightning Surge Protector ⁶
P=Polycarbonate Refractor (250W Max.)
U=UL/CSA Listed
F=Flat Glass

ACCESSORIES (order separately)

RA1001=Cutoff Visor
OA/RA1013=Photocontrol Shorting Cap
OA/RA1014=120V Photocontrol
OA/RA1016=105V-285V Photocontrol
OA/RA1027=480V Photocontrol
OA1028=Field Installed PCR Kit
OA1216=TufGuard Vandal Shield

OPTIONAL COLORS [Standard color is grey, other finish colors available. Consult your Cooper Lighting representative]



WH
White



BK
Black



BZ
Bronze

EPA:

Effective Projective Area: .85

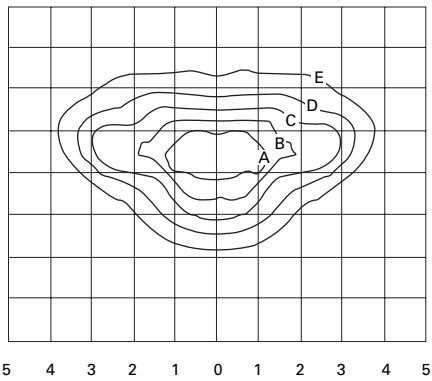
SHIPPING DATA

Approximate Net Weight:

31 lbs. (14 kgs.)

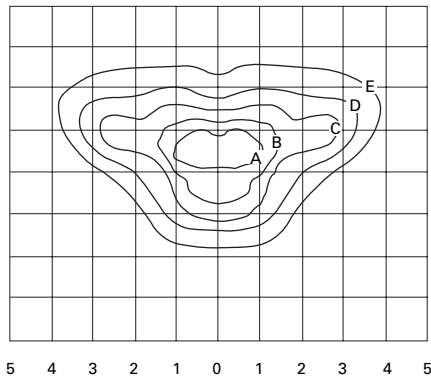
NOTE: 1 150W units are for S55 lamp. 2 Refer to technical section for lamp/ballast/voltage compatibility. 3 Available in 120/240V dual voltage or single voltage only (120, 208, 240, 277 or 480V). 50-150W. 4 Other distributions & cutoffs available. Consult your Streetworks Representative. 5 Acrylic is standard on units 50W through 150W HPS and 175W mercury. Glass standard for 200-250W. 6 MOV option is not available for any system requiring a three position terminal block (Example—240V with PCR wired 120V). In order for MOV option to function center terminal of three position terminal block must be connected to "Earth" ground.

PHOTOMETRICS [Complete IES files available at www.cooperlighting.com]



OVZ15S2E.IES

150-Watt HPS
16,000-Lumen Clear Lamp
Type II-Medium Semi-Cutoff



OVZ15S3E.IES

150-Watt HPS
16,000-Lumen Clear Lamp
Type III-Medium Semi-Cutoff

FOOTCANDLE TABLE

Select mounting height and read across for footcandle values of each isofootcandle line. Distance in units of mounting height.

Mounting Height	Footcandle Values for Isofootcandle Lines				
	A	B	C	D	E
OVZ15S2E.IES					
20'	3.12	1.56	0.78	0.39	0.16
25'	2.00	1.00	0.50	0.25	0.10
30'	1.30	0.65	0.33	0.16	0.07
35'	1.02	0.51	0.26	0.13	0.05
OVZ15S3E.IES					
20'	3.12	1.56	0.78	0.39	0.16
25'	2.00	1.00	0.50	0.25	0.10
30'	1.30	0.65	0.33	0.16	0.07
35'	1.02	0.51	0.26	0.13	0.05

PHOTOMETRIC DISTRIBUTION [Curve Number]

WATTAGE	LIGHT SOURCE ¹	LENS TYPE ²	II MSCO	III MSCO	II MCO	II 4 WAY
50-150	HPS (ED23 1/2)	Acrylic	OVZ15S2E (150W)	OVZ15S3E (150W)	N/A	N/A
50-150	HPS (ED23 1/2)	Glass	OVZ15S2EG (150W)	OVZ15S3EG (150W)	N/A	OVZ15S7EG (150W)
200-250	HPS (ED-18)	Glass	OVZ25S2EG (250W)	OVZ25S3EG (250W)	N/A	OVZ25S7EG (250W)
175	MV/MH (ED-28)	Acrylic	OVZ17M2E (175W)	OVZ17M3E (175W)	N/A	N/A
175-250	MV/MH (ED-28)	Glass	N/A	OVZ17M3EG (175W)	OVZ17M2DG (175W)	N/A

NOTE: 1 All light sources are clear unless noted otherwise. 2 Prismatic refractor.