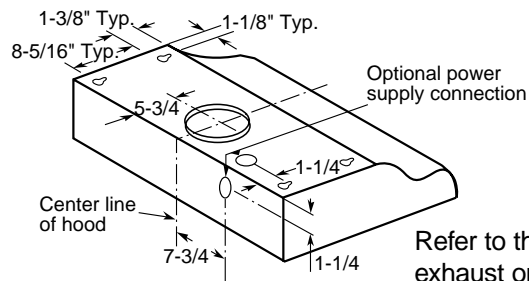
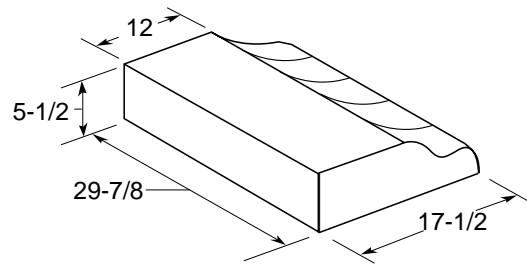




GE Appliances

JV347X—GE Deluxe Range Hood

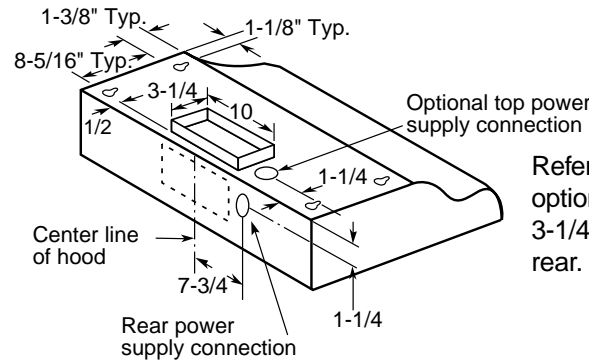
Dimensions (in inches)



Refer to this drawing for round exhaust option. Exhaust outlet connects to 7" diameter duct. Vent top only. Round damper accessory JXDA22, available at additional cost.

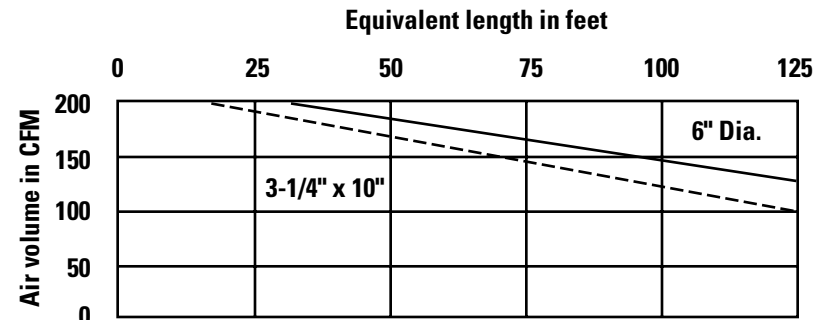
KW Rating	
120V	2.5

Installation Information: Before installing, consult installation instructions packed with product for current dimensional data.



Refer to this drawing for rectangular exhaust option. Exhaust outlet connects to 3-1/4" x 10" rectangular duct. Vent top or rear. Includes rectangular damper.

Maximum Duct Length: For satisfactory air movement (CFM) the total duct length should not exceed 65 equivalent feet of 3-1/4" x 10" rectangular duct. Equivalent feet are defined as total feet straight duct plus equivalent feet of elbows, transitions, wall caps, etc.



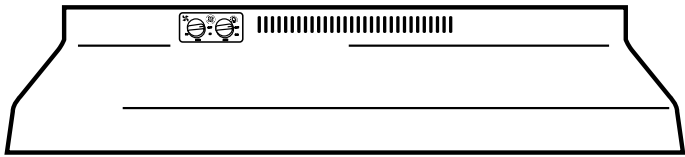
For answers to your Monogram®, GE Profile™ or GE appliance questions, visit our website at GEAppliances.com or call GE Answer Center® service, 800.626.2000.





GE Appliances

JV347X—GE Deluxe Range Hood



Features and Benefits

- Available In 30" Width
- Vertical Exhaust 180 CFM, Rear Exhaust 160 CFM
- Rotary Control
- Three-Speed Fan
- Non-Vented Exhaust Option
- Convertible Exhaust (Shipped In a Non-Vented Configuration, Convertible To Round or Rectangular Exhaust)
- Rectangular Damper Included
- Furnished With Disposable One-Piece Smoke/Grease Filter
- Cooktop Light With Night Light Setting*
- Light Cover
- Model JV347XWW—White on white
- Model JV347XBB—Black on black
- Model JV347XAA—Almond on almond
- Model JV347XCC—Bisque

* Light Bulbs Not Included