

Caliber[®]

Direct Vent & B-Vent Gas Fireplaces

Caliber shown with optional Phoenix Retreat operable front and Fireside Furnishings[™] Manhattan surround and Blue Pearl granite

heatilator[®]
The first name in fireplaces

Caliber® Series,

A beautiful view of a beautiful fire

- Caliber is available in louvered or mesh styling
 - Louvered models feature top and bottom louvers standard for the look that some homeowners may still prefer
 - Simple and clean mesh styling creates an attractive, streamlined fireplace appearance, a trend consumers are demanding
- Choose from two sizes, 36" and 42" wide viewing widths
- Choice of standing pilot or IntelliFire ignition system in direct vent or B-vent
- Direct vent models preserve Indoor Air Quality (IAQ) and provide efficient zone heating
- Six designer front choices in lustrous finishes
- Steel refractory interior lining is standard, with upgraded weathered refractory available
- Certified for installation in bedrooms; direct vent models also certified for mobile homes
- BTU/hour input - 36" - 30,000; 42" - 33,000
- Heater listed to ANSI Z21.88 standards
- UL tested and listed; Limited Lifetime Warranty**



Louvered Caliber shown standard with Fireside Furnishings™ Manhattan surround and Blue Pearl granite

IntelliFire™ Ignition System

- Eliminates a standing pilot, reducing fuel consumption, saving money and being environmentally friendly
- Dependable in a power outage with battery backup



Mesh Caliber shown with optional weathered refractory and Fireside Furnishings Manhattan surround and Blue Pearl granite



Caliber weathered refractory

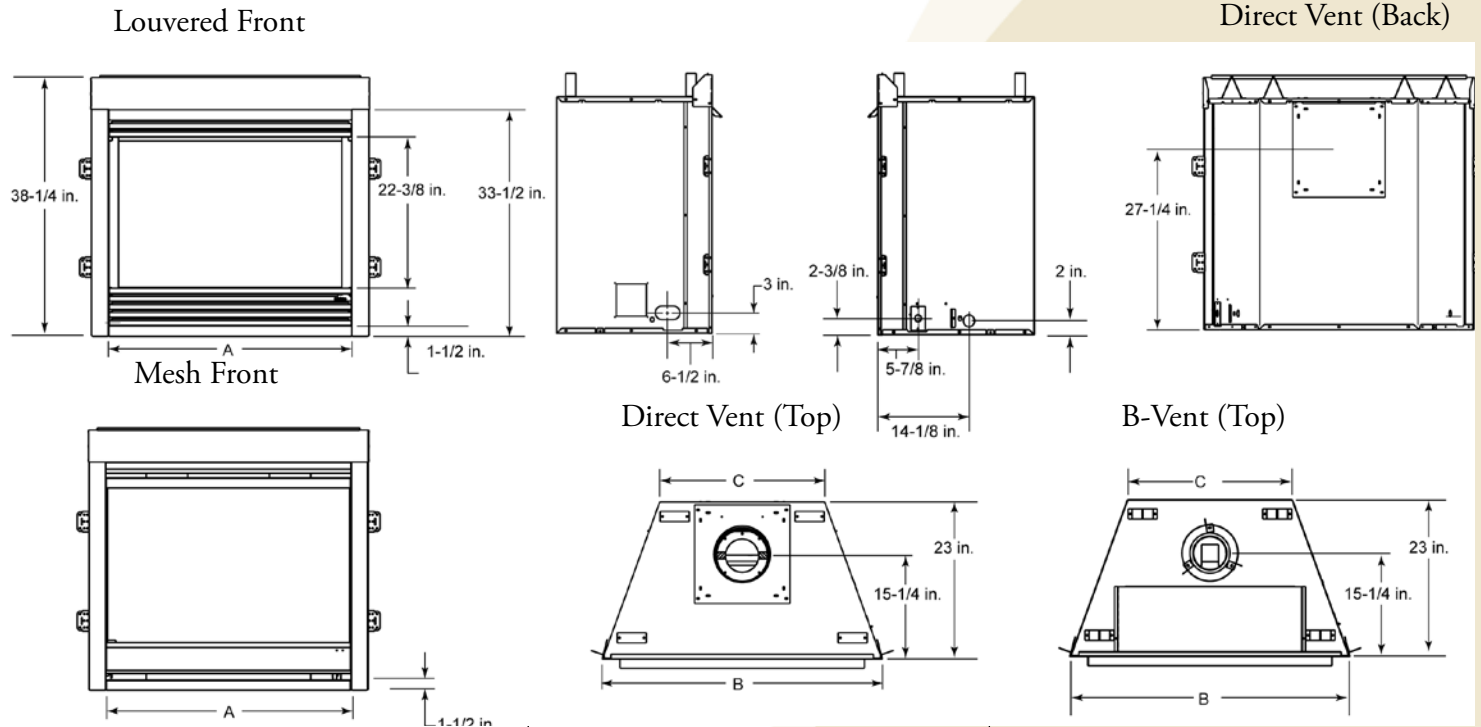
** For full warranty details go to www.heatilator.com

Exceptional Value

Dependable

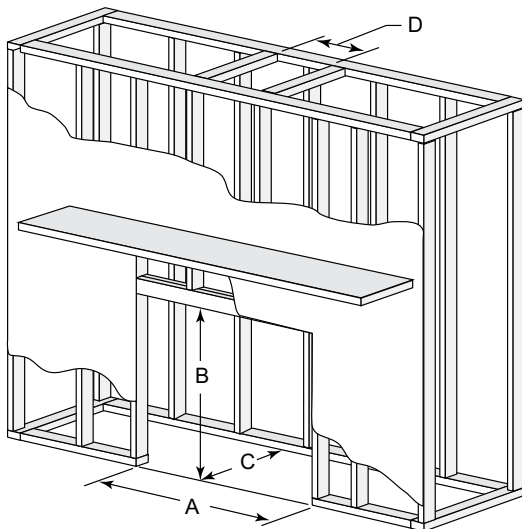
Caliber Series Technical Specifications

Product Dimensions



Model	A	B	C
CD4236 CB4236	36 in.	41 in.	24-1/4 in.
CD4842 CB4842	42 in.	47 in.	30-1/4 in.

Framing Dimensions




FRAMING DIMENSIONS					
Model	A Rough Opening (Width)	B Rough Opening (Height)	C Rough Opening (Depth)	D Rough Opening (DVP Pipe)	D Rough Opening (SLP Pipe)
CD4236 CB4236	42 in.	39 in.	23 in.	10 in.	9 in.
CD4842 CB4842	48 in.	39 in.	23 in.	10 in.	9 in.

Efficiencies*			
Louvered Model**	Thermal	AFUE	Canadian EnerGuide
CD4236R	75%	46%	44%
CD4236IR	76%	48%	42%
CD4236LR	78%	49%	46%
CD4236ILR	76%	54%	45%
CD4842R	79%	50%	48%
CD4842IR	81%	57%	50%
CD4842LR	82%	51%	48%
CD4842ILR	81%	59%	52%

*Heating capacity may differ due to climate, building construction, location of the unit, and comfort level desired

**Efficiencies also apply to comparable Mesh models



Please refer to installation instructions for complete specifications and framing dimensions when installing this product. Go to www.heatilator.com to download.

Caliber® Series*

Viewing Size	Model	Fuel Choices	Venting	Ignition	Styling
36"	CD4236	Natural or LP	Direct Vent	IPI or SP	Louvered or Mesh
42"	CD4842	Natural or LP	Direct Vent	IPI or SP	Louvered or Mesh
36"	CB4236	Natural or LP	B-Vent	IPI	Louvered or Mesh
42"	CB4842	Natural or LP	B-Vent	IPI	Louvered or Mesh


Optional Decorative Fronts*




Modernist



Arts & Crafts




Jamestown



Harbor



Phoenix Retreat



Contour
(direct vent models only)

Options Not Pictured*

Weathered Refractory

Gas Conversion Kits

Fan Kits

Trim Kits (louvered models only)

Outside Air Kit (B-vent only)

Remotes & Wall Switches

Mantels & Natural Stone

*Please consult the MSRP book for a complete list of models and accessories

Venting Accessories*

DVP or SLP Direct Vent Pipe

5" B-Vent

AVAILABLE FROM

heatilator®
The first name in fireplaces

a brand of Hearth & Home Technologies Inc.

1915 West Saunders Street • Mt. Pleasant, Iowa 52641

800-927-6841 • heatilator.com

The information provided in this literature is for planning purposes only and subject to change. Please consult the installation manual for actual installation. Actual product appearance may differ from product images. The flame and ember appearance may vary based on the type of fuel burned and venting configuration used. For full warranty details, go to heatilator.com.

HTL-1012U-1108