

ROAST-N-HOLD™ GENTLE CONVECTION OVEN MODEL CO-151-FUA-12B

FEATURES AND BENEFITS:

- Fully insulated Roast-N-Hold gentle convection oven designed for flavorful results by slow roasting.
- Slow convected air system promotes natural browning for flavor and seals in natural juices. Slow roasting means 15% to 20% less shrinkage.
- Full 8200 Watts of power allows for reheating of prepared meals or bulk items. Maximum temperature 350°F. (176.5°C.).
- Pre-setting automatic controls for roasting and holding cycles allows for unattended operation 24 hours a day.
- Roast and hold over 300 lbs. (136 kg.) of meat in just 7 sq. ft. of floor space.
- Non-venting oven, permitted by most local codes, provides easy, inexpensive installation.
- Self-contained power top lifts off for ease of maintenance; available to suit your power requirements.
- 304 stainless steel construction throughout for ease of cleaning.
- Smooth interior coved corners prevent food particle/grease buildup.
- Field reversible insulated Dutch doors prevent temperature loss. Silicone door gaskets for proper seal. High temperature ceramic magnetic latches for "easy open" and security during transport. Latches and hinges mounted inboard.
- Standard with right hand hinging; left hand hinging available upon request.
- Recessed push/pull handles on both sides prevent damage to walls; allows easy maneuvering.
- Chrome plated wire universal angles accommodate a large variety of pan sizes on adjustable 1-1/2" spacing. Supplied with 12 sets of angles and six raised wire grids.
- Heavy duty 5" swivel casters, two with brakes. Provides mobility when fully loaded.
- Free cooking manual and operation manual provided with the purchase of any Roast-N-Hold Oven.

POWER UNIT OPTIONS:

- 8200 Watts, 208 Volts, 1 Phase, 60 Hz.
- 8200 Watts, 240 Volts, 1 Phase, 60 Hz.
- 8200 Watts, 208 Volts, 3 Phase, 60 Hz.
- 8200 Watts, 240 Volts, 3 Phase, 60 Hz.

Probe Power Unit Available at Extra Cost (see page E-6)



CO-151-FUA-12B

SANITATION
CLASSIFIED



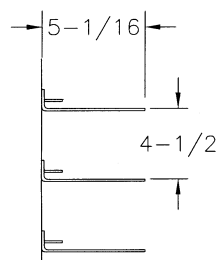
CLASSIFIED TO
NSF4



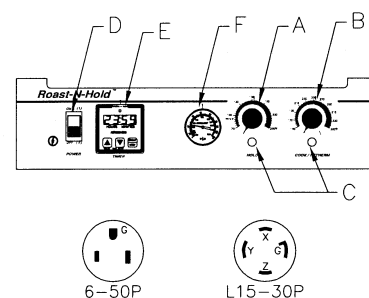
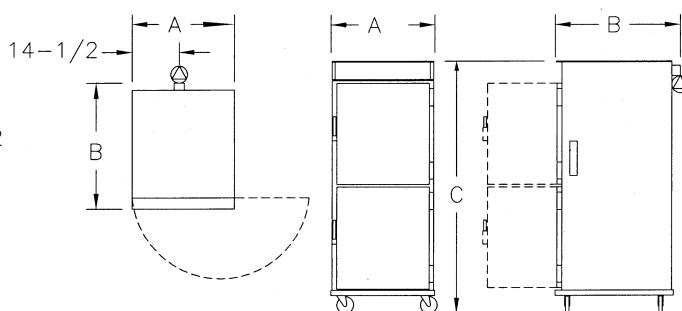
ACCESSORIES and OPTIONS (Available at extra cost):

- ☐ Security Panel for Controls
- ☐ Tempered Glass Door Windows
- ☐ Key Lock Latches
- ☐ Extra Wire Grids
- ☐ Extra Universal Angles
- ☐ Perimeter Bumper
- ☐ Corner Bumpers
- ☐ Floor Lock (for use with 5" casters)
- ☐ Various Caster Options
- ☐ 50 Cycle Service
- ☐ 380 Volts, 3 Phase

See page E-10 for accessory details.



**DETAIL OF
PAN SLIDE**



CRES COR MODEL NO.	PAN			DIM "A"	DIM "B"	DIM "C"	INSIDE DIMENSIONS				WEIGHT ACT.
	CAP/ANGLES	SIZE		WIDTH	DEPTH	HEIGHT	WIDTH	DEPTH	HEIGHT		
CO-151-FUA-12B	12	SEE NOTE	IN	28-3/4	37-3/4	73-1/2	21-1/4	26-1/2	58	LBS	378
	SETS	BELOW	MM	740	960	1870	540	675	1475	KG	171

NOTE: Refer to pan size chart at end of section.

ALL CONSTRUCTION IS RIVETED, WELDED AND FINISHED.

CABINET:

- Body: 22 ga. 304 stainless steel.
- Reinforcement: Internal framework of 16 ga. stainless steel.
- Insulation: Fiberglass, thermal conductivity (K factor) is .23 at 75°F. 1-1/2" in back wall, doors, base; 2" in side walls.
- Air tunnel: 20 ga. stainless steel, lift-out type, mounted on rear wall.
- Push/pull handles (2): 7" vertical; recessed.

BASE:

- One piece construction, .125 aluminum.
- Casters: 5" dia., swivel, modulus tires, 1-1/4 wide, load cap. 250 lbs. each, temp. range -45°/+180°F. Delrin bearings. Front casters equipped with brakes.

DUTCH DOORS:

- Field reversible.
- Formed 22 ga. 304 stainless steel.
- Latches: Chrome plated steel, high temperature ceramic magnetic type; mounted inboard.
- Hinges: Heavy duty chrome plated steel, lift-off type; mounted inboard.
- Gaskets: Perimeter type, silicone.
- Pan stops: Embossed.

PAN SLIDES:

- Wire angles (.306 dia.), nickel chrome plated steel; mounted on lift-out posts.
- 12 sets of angles adjustable on 1-1/2" centers.
- Grids (6): Nickel chrome plated steel, raised wire 17" x 25".

POWER REQUIREMENTS AVAILABLE:

- 8200 Watts, 208 Volts, 60 Hz., 1 phase, 39 Amps., 50 Amp. service.
- 8200 Watts, 240 Volts, 60 Hz., 1 phase, 34 Amps., 50 Amp. service.
- 8200 Watts, 208 Volts, 60 Hz., 3 phase, 23 Amps., 30 Amp. service.
- 8200 Watts, 240 Volts, 60 Hz., 3 phase, 20 Amps., 30 Amp. service.

POWER UNIT COMPONENTS: (refer to above drawing)

- Body: Formed 20 ga. 304 stainless steel with black control panel, recessed and tilted 7°.
- A) Thermostat (holding): Solid state, room ambient to 250°F. (121°C.).
- B) Thermostat (cook/retherm): Solid state, room ambient to 350°F. (176.5°C.).
- C) Pilot lights (2).
- D) Switch: Lighted ON-OFF rocker type.
- E) Timer: 24 hr. digital countdown; infinite memory retention.
- F) Thermometer.
- Power cord: Permanent, 6 ft., 6/3 ga. with right angle plug.
- Heaters (3): 2670 Watts each.
- Blower motors (3).
- Vent fans (2).
- Fuses (2): 3 Amp.

INSTALLATION REQUIREMENTS:

- Check local vent hood codes for mobile Roast-N-Hold ovens.

SHORT FORM SPECIFICATIONS

Cres Cor Roast-N-Hold Convection Oven Model CO-151-FUA-12B. Removable power unit 20 ga. 304 stainless steel, recessed control panel. Cabinet and Dutch doors 22 ga. 304 stainless steel; stainless steel internal frame; coved corner interior. Fiberglass insulation in sides 2"; back, doors and base 1-1/2". High temperature magnetic latches. (12) sets universal angles for multiple pan sizes and spacing. One piece base .125 aluminum. 5" swivel modulus casters, Delrin bearings. Load capacity 250 lbs. each. 8200 Watts, _____ Volts, 60 Hz., _____ Phase. 2 year parts warranty. Provide the following accessories: _____ UL Sanitation, UL, CUL listed.



5925 Heisley Road • Mentor, OH 44060-1833
Phone: 877/CRESCOR • Fax: 440/350-7267
www.crescor.com

© Crescent Metal Products, Inc. 1998 All rights reserved.

In line with its policy to continually improve its products, CRES COR reserves the right to change materials and specifications without notice.

Litho in U.S.A.