

Economy Fan-Light Combination

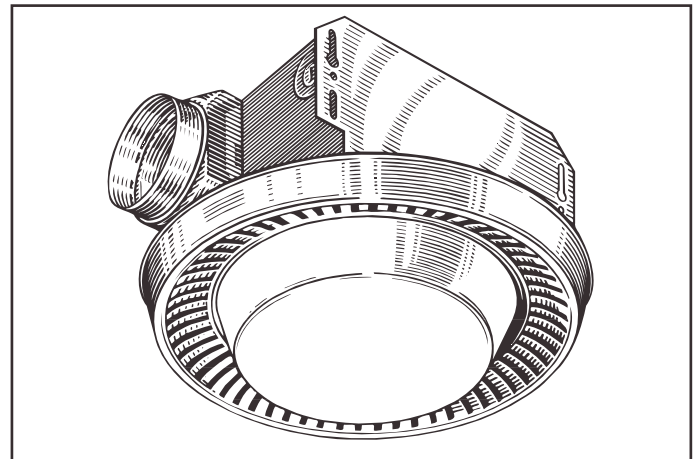
MODEL: 667RN

DESCRIPTION

- Efficient ventilation and bright light in one easy installation. Fan and light operate separately or together.
- White enamel grille; tough polycarbonate lens pulls down for quick bulb replacement.
- Grille assembly adjusts to ceiling thickness.
- Plug-in motor and light; slotted mounting brackets.
- Uses one (1) 100 watt lamp (not included).
- Connects to 4" duct.
- For baths up to 55 sq. ft., utility or other rooms up to 75 sq. ft.
- This unit is UL listed for use in a tub/shower enclosure when used with GFI branch circuit wiring.
- This unit is UL listed for use in insulated ceilings.
- Refer to NuTone's catalog for a complete listing of accessories to effectively adapt this Fan-Light Combination to your construction requirements.

DESIGN FEATURES

- Air Delivery:** 50 CFM.
Sound Level: 3.0 Sones.
Dimensions: **Housing:** 9" x 9" x 6".
Grille: 14 $\frac{1}{8}$ " diameter.
Material & Finish: **Housing:** Galvanized steel.
Grille: White baked enamel.
Motor: Single coil, thermally protected, 115vAC, 60 Hz
Electrical Rating: .75 amp. **Unit rating with one (1) 100 watt bulb:** 120vAC, 60 Hz, 1.4 amps.
Blower Wheel: One-piece polypropylene, 4 $\frac{3}{4}$ " diameter.
Duct Size: 4" diameter.



ARCHITECT'S SPECIFICATIONS

Fan-Light Combination shall be NuTone Model Number 667RN as manufactured by NuTone according to listed specifications. Fan shall ventilate 60 CFM at a sound level of 2.5 Sones. Housing shall be 9" x 9" x 6" and connect to 4" duct.

INSTALLATION

- Not for use in kitchens.
- Not for use with solid-state speed controls.
- Complete installation instructions are included with each unit.

REFERENCE	QTY.	REMARKS	Project
			Location
			Architect
			Engineer
			Contractor
			Submitted by
			Date

CERTIFIED TEST DATA

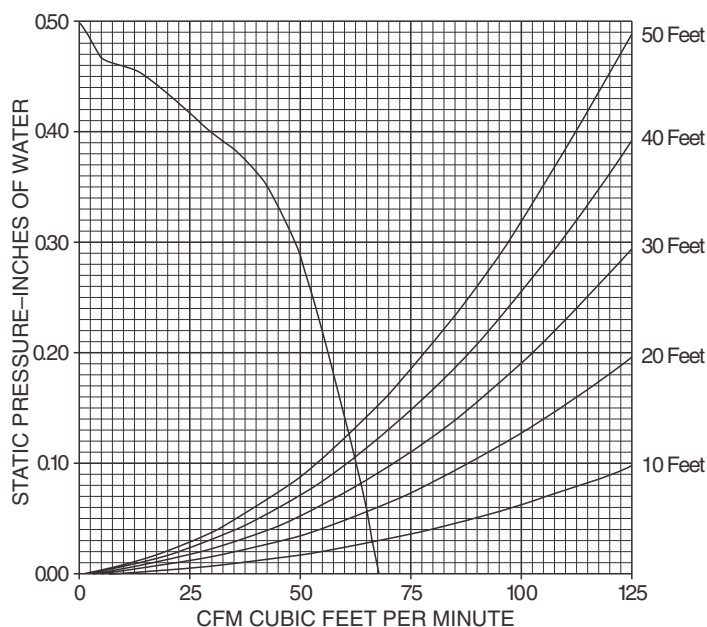


HVI-2100 CERTIFIED RATINGS comply with new testing technologies and procedures prescribed by the Home Ventilating Institute, for off-the-shelf products, as they are available to consumers. Product performance is rated at 0.1 in. static pressure, based on tests conducted in AMCA's state-of-the-art test laboratory. Sones are a measure of humanly-perceived loudness, based on laboratory measurements. This NuTone model is listed by Underwriters' Laboratories Inc.

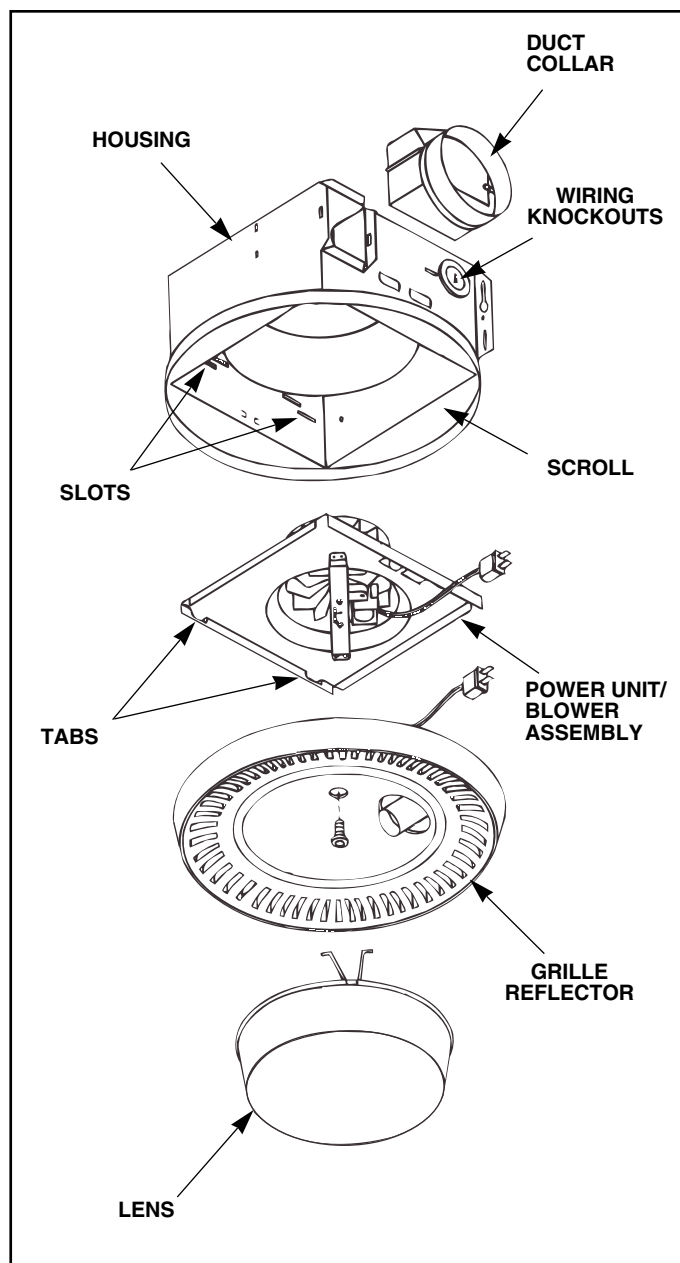
The air delivery of a ventilating system may be determined by:

1. Determine the equivalent duct length for each 90 degree elbow by adding one foot of duct length for each inch of duct diameter, i.e., a 4 inch diameter duct elbow equals 4 feet equivalent duct length and an 8 inch diameter duct elbow equals 8 feet equivalent duct length.
2. Add the total straight length of duct and the equivalent length for each elbow to obtain the total equivalent duct length.
3. Locate the intersection of the fan performance curve and the total equivalent duct length curves and draw a vertical line down to the CFM scale and read the system air performance.
(NOTE: 3 1/4" x 10" duct equals 6 inch diameter duct.)

AIR PERFORMANCE CURVE
(4 In. Duct to 10 Foot Lengths)



STATIC PRESSURE INCHES OF WATER	0.05	0.1	0.15	0.2	0.25	0.3	0.35	0.4	0.45
CFM	65	62	59	56	52	48	42	30	—



Product specifications subject to change without notice.

NuTone, Inc., Madison and Red Bank Roads, Cincinnati, Ohio 45227
Printed in U.S.A.