

# Canon EFS LENS

## EF-S60mm f/2.8 MACRO USM



**ULTRASONIC**

使用説明書

J

Instruction

E

Mode d'emploi

F

Bedienungsanleitung

G

Instrucciones

S

Istruzioni

I

使用说明书

Cs

使用説明書

Ct

설명서

K

使用本镜头前，请详细阅读本说明书。  
请将说明书妥善保存，以备将来参考。

# Thank you for purchasing a Canon USM lens.

The Canon EF-S60mm f/2.8 MACRO USM lens is a macro lens that can be used for normal photography and close-up pictures up to 1:1, or life-size magnification. It has been developed for use with digital SLR cameras\* compatible with EF-S lenses.

\* As of April 2005, only the EOS 20D, EOS DIGITAL REBEL XT/350D DIGITAL, and EOS DIGITAL REBEL/300D DIGITAL are compatible with EF-S lenses.

● “USM” stands for Ultrasonic Motor.

## Features

1. The three-group floating system results in sharp and clear delineation at all focusing distances from life-size to infinity.
2. A Canon macro flash (sold separately) makes it easy to take close-up pictures with a flash. The inner focusing mechanism enables AF photography while the macro flash is attached.
3. USM for fast, quiet focusing.
4. Manual focusing available in autofocus mode (ONE SHOT AF).

E

## Conventions used in this instruction



Warning to prevent lens or camera malfunction or damage.



Supplementary notes on using the lens and taking pictures.

### **Safety Precautions**

1. **Do not look at the sun or a bright light source through the lens or camera.** Doing so could result in loss of vision. Looking at the sun directly through the lens is especially hazardous.
2. **Whether it is attached to the camera or not, do not leave the lens under the sun without the lens cap attached.** This is to prevent the lens from concentrating the sun's rays, which could cause a fire.

### **Handling Cautions**

**If the lens is taken from a cold environment into a warm one, condensation may develop on the lens surface and internal parts.** To prevent condensation in this case, first put the lens into an airtight plastic bag before taking it from a cold to warm environment. Then take out the lens after it has warmed gradually. Do the same when taking the lens from a warm environment into a cold one.

This device complies with Part 15 of the FCC Rules. Operation is subject to the following two conditions: (1) This device may not cause harmful interference, and (2) this device must accept any interference received, including interference that may cause undesired operation.

Do not make any changes or modifications to the equipment

unless otherwise specified in the instructions. If such changes or modifications should be made, you could be required to stop operation of the equipment.


This equipment has been tested and found to comply with the limits for a class B digital device, pursuant to part 15 of the FCC Rules. These limits are designed to provide reasonable protection against harmful interference in a residential installation. This equipment generates, uses and can radiate radio frequency energy and, if not installed and used in accordance with the instructions, may cause harmful interference to radio communications.

However, there is no guarantee that interference will not occur in a particular installation. If this equipment does cause harmful interference to radio or television reception, which can be determined by turning the equipment off and on, the user is encouraged to try to correct the interference by one or more of the following measures:

- Reorient or relocate the receiving antenna.
- Increase the separation between the equipment and receiver.
- Consult the dealer or an experienced radio/TV technician for help.

This digital apparatus does not exceed the Class B limits for radio noise emissions from digital apparatus as set out in the interference-causing equipment standard entitled "Digital Apparatus", ICES-003 of the Industry Canada.

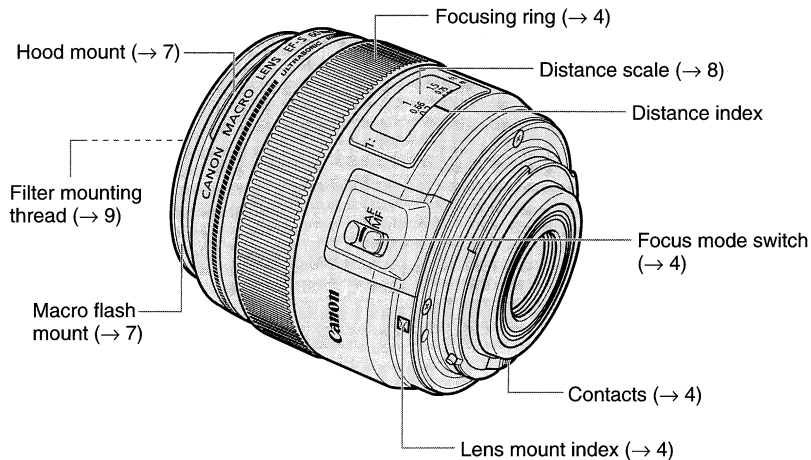


The  Mark is a Directive conformity mark of the European Community (EC)



**N118**

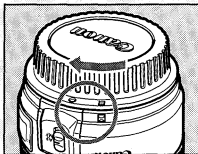
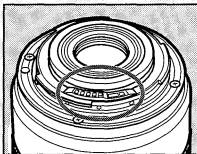
## Nomenclature




For detailed information, reference page numbers are provided in parentheses (→ \*\*).


## 1 Mounting and Detaching the Lens

See your camera's instructions for details on mounting and detaching the lens.



- After detaching the lens, place the lens with the rear end up to prevent the lens surface and electrical contacts from getting scratched.
- If the contacts get soiled, scratched, or have fingerprints on them, corrosion or faulty connections can result. The camera and lens may not operate properly.
- If the contacts get soiled or have fingerprints on them, clean them with a soft cloth.
- If you remove the lens, cover it with the dust cap. To attach it properly, align the lens mount index and the  index of the dust cap as shown in the diagram, and turn clockwise. To remove it, reverse the order.

## 2 Setting the Focus Mode



To shoot in autofocus mode, set the focus mode switch to AF.

To use only manual focusing, set the focus mode switch to MF, and focus by turning the focusing ring. The focusing ring always works, regardless of the focus mode.



- After autofocusing in ONE SHOT AF mode, focus manually by pressing the shutter button halfway and turning the focusing ring. (Full-time manual focus)

## **3** Picture Taking

### **Normal Photography**

The lens can be used as a medium-telephoto lens equivalent to 96mm in 35mm format for normal photography such as snapshots and portraits.

### **Closeup Photography**

Close-up photos up to 1x (life-size) magnification are possible. The minimum focusing distance of 20cm is the distance from the subject to the film plane. The working distance from the front of the lens to the subject is about 9cm.

When focusing, you can give priority to framing or to magnification.

#### **[Framing Priority]**

While looking through the viewfinder and framing the subject, focus with the AF or MF mode.

#### **[Magnification Priority]**

**1. Set the lens' focus mode switch to MF.**

**2. Set the magnification.**

While referring to the magnification scale on the distance index, turn the focusing ring to the desired magnification.

### **3. Focus the subject.**

While looking through the viewfinder, move the camera forward or back to find the point of focus.

### **4. Touch up the focus.**

Turn the focusing ring for fine focusing.



- Since macro shots have a very shallow depth of field, focus carefully to obtain proper sharpness.
- Image quality deteriorates near the minimum aperture opening due to diffraction.



- The magnification refers to the ratio between the subject's size and the corresponding image size on the image sensor plane. On the distance index, it is indicated as 1:x.
- To prevent camera shake, using a Remote Switch (both sold separately) and tripod is recommended.
- To check the depth of field, press the camera's depth-of-field preview button.



## 4 About Exposure

### Setting the Exposure

**When taking photographs using TTL metering, no exposure compensation is necessary to meter the light coming through the lens.**

With TTL metering, AE (autoexposure) is possible at all focusing distances. Just set the desired picture-taking mode, then check the shutter speed and aperture before taking the picture.

### Magnification and Effective f-number

The aperture displayed by the camera assumes that the focus is set to infinity. The actual aperture (effective f-number) becomes darker (effective f-number increases) at closer focusing distances (magnification increases). This does not cause exposure problems for normal picture-taking. However, for closeup photography, you cannot ignore the change in the effective f-number.

**When you use a handheld exposure meter to set the exposure, you must take into account the exposure factor shown in the following table.**

Magnification		1 : 5	1 : 4	1 : 3	1 : 2	1:1.5	1 : 1
Effective f/No.		3.50	3.66	3.89	4.39	4.86	5.84
Exposure Factor (stops)	in $\frac{1}{2}$ stops	$+\frac{1}{2}$	$+\frac{1}{2}$	+1	+1	$+\frac{1}{2}$	+2
	in $\frac{1}{3}$ stops	$+\frac{2}{3}$	$+\frac{2}{3}$	+1	$+\frac{1}{3}$	$+\frac{2}{3}$	+2

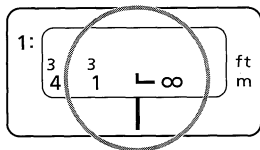


- The correct exposure for a close-up shot largely depends on the subject. Therefore, it is recommended to take several shots of the same subject at different exposures.
- When taking close-up shots, it is recommended to use aperture-priority AE (Av) or Manual (M) picture-taking modes, because depth of field and exposure are easy to adjust in those modes.





## 7 Infinity Distance Mark



To compensate for shifting of the infinity focus point that results from changes in temperature. The infinity position at normal temperature is the point at which the vertical line of the L mark is aligned with the distance indicator on the distance scale.



For accurate manual focusing on subjects at infinity distance, look through the viewfinder while rotating the focusing ring.

## 8 Close-up Lenses (Sold separately)

Attaching a 250D, 500, or 500D (52mm) Close-up Lens enables close-up photography.

The magnification will be as follows:

	Near	Far
<b>250D</b>	1.33×	0.25×
<b>500/500D</b>	0.18×	0.12×

- Sales of the 500 Close-up Lens may already be terminated in some areas.
- When using a Close-up Lens, focus manually.

## 9 Filters (Sold Separately)

You can attach filters to the filter mounting thread on the front of the lens.

- Up to two 52mm filters can be attached.
- This lens can accommodate both filters and the macro flash at the same time.
- If you need a polarizing filter, use Canon's PL-C 52mm polarizing filter.
- To adjust the polarizing filter, first remove the lens hood.
- When the Canon's PL-C 52mm polarizing filter is attached, the lens cap cannot be attached.

## 10 Gelatin Filter Holder (Sold separately)

With the Gelatin Filter Holder, you can use filters to create various effects.

The Gelatin Filter Holder compatibility is shown below.

- Gelatin Filter Holder III: Up to six hoods can be used.
- Gelatin Filter Holder IV: Up to six hoods can be used.

## 11 Extension Tubes (Sold Separately)

You can attach Extension Tube EF12 II or EF25 II for magnified shots. The shooting distance and magnification are shown below.

	Camera-to-Subject Distance (mm)		Magnification	
	Near	Far	Near	Far
EF12 II	207	445	1.28×	0.20×
EF25 II	215	289	1.61×	0.44×

- Extension Tube EF12 or EF25 cannot be attached.
- When an Extension Tube is attached, focus manually.

E

## **12** Specifications

---

<b>Image Size</b>	15.1 × 22.7 mm
<b>Focal Length/Aperture</b>	60 mm f/2.8
<b>Lens Construction</b>	8 groups, 12 elements
<b>Minimum Aperture</b>	f/32
<b>Angle of View</b>	Diagonal: 24° 30'    Vertical: 14° 10'    Horizontal: 20° 40'
<b>Min. Focusing Distance</b>	0.2 m/0.7 ft.
<b>Max. Magnification</b>	1 ×
<b>Field of View</b>	15.1 × 22.7 mm/0.6 × 0.9 inch
<b>Filter Diameter</b>	52 mm/2.0 inch
<b>Max. Diameter and Length</b>	73 × 69.8 mm/2.9 × 2.7 inch
<b>Weight</b>	335 g/11.8 oz
<b>Hood</b>	ET-67B (Sold separately)
<b>Lens Cap</b>	E-52U
<b>Case</b>	LP1016 (Sold separately)

- Equivalent to 96 mm in the 35mm film format.
- The lens length is measured from the mount surface to the front end of the lens. Add 17 mm when including the lens cap and dust cap.
- The size and weight listed are for the lens only, except as indicated.
- Aperture settings are specified on the camera.
- The EF1.4X II/EF2X II extenders cannot be used with this lens.
- All data listed is measured according to Canon standards.
- Product specifications and appearance are subject to change without notice.



キヤノン株式会社 <http://canon.jp/>  
キヤノン販売株式会社 〒108-8011 東京都港区港南2-16-6

**CANON INC.**  
30-2, Shimomaruko 3-chome, Ohta-ku, Tokyo 146-8501, Japan

U.S.A.

**CANON U.S.A. INC.**  
For all inquiries concerning this lens, call toll free in the U.S.  
1-800-OK-CANON or write to: Customer Relations, Canon U.S.A., Inc.  
One Canon Plaza, Lake Success, N.Y. 11042-1198

CANADA

**CANON CANADA INC. HEADQUARTERS**  
6390 Dixie Road, Mississauga, Ontario L5T 1P7, Canada  
**CANON CANADA INC. MONTREAL BRANCH**  
5990, Côte-de-Liesse, Montréal Québec H4T 1V7, Canada  
**CANON CANADA INC. CALGARY OFFICE**  
2828, 16th Street, N.E. Calgary, Alberta T2E 7K7, Canada  
For all inquiries concerning this lens, call toll free in Canada  
1-800-OK-CANON

EUROPE, AFRICA & MIDDLE EAST

**CANON EUROPA N.V.**  
Bovenkerkerweg 59-61, P.O. Box 2262, 1180 EG Amstelveen, The Netherlands

**CANON COMMUNICATION & IMAGE FRANCE S.A.**  
102, Avenue du Général de Gaulle 92257 La Garenne-Colombes Cedex, France

**CANON UK LTD.**  
Woodhatch Reigate Surrey RH2 8BF, United Kingdom

**CANON DEUTSCHLAND GmbH**  
Europark Fichtenhain A10, 47807 Krefeld, Germany

**CANON ITALIA S.p.A.**  
Via Milano 8 I-20097 San Donato Milanese (MI) Italy

**CANON Schweiz AG**  
Geschäftsbereich Wiederverkauf, Industriestrasse 12, CH-8305 Dietlikon, Switzerland

**CANON G. m. b. H.**  
Oberlaaerstrasse 233, 4th floor, 1100 Wien, Austria  
**CANON España, S.A.**  
C/Joaquín Costa, 41, 28002 Madrid, Spain  
**SEQUE Soc. Nac. de Equip., Lda.,**  
Praça da Alegria, 58, 2º, 1269-149 Lisboa, Portugal

CENTRAL & SOUTH AMERICA

**CANON LATIN AMERICA, INC. DEPTO DE VENTAS**  
703 Waterford Way Suite 400 Miami, FL 33126 U.S.A.  
**CANON LATIN AMERICA, INC. CENTRO DE SERVICIO Y REPARACION**  
Apartado 2019, Zona Libre de Colón, República de Panamá

ASIA

**CANON CHINA CO. LTD.**  
15F North Tower, Beijing Kerry Centre, 1 Guang Hua Road,  
Chao Yang District, China  
**CANON HONGKONG CO., LTD.**  
19/F., The Metropolis Tower, 10 Metropolis Drive, Hung Hom, Kowloon,  
Hong Kong  
**CANON SINGAPORE PTE. LTD.**  
1 HarbourFront Avenue #04-01 Keppel Bay Tower Singapore 096632

OCEANIA

**CANON AUSTRALIA PTY. LTD.**  
1 Thomas Holt Drive, North Ryde, N.S.W. 2113, Australia  
**CANON NEW ZEALAND LTD.**  
Akoranga Business Park, Akoranga Drive, Northcote, Auckland, New Zealand

JAPAN

**CANON SALES CO., INC.**  
16-6, Kohnan 2-chome, Minato-ku, Tokyo 108-8011, Japan

**Dealer Record of Canon Purchase**  
**Fiche d'Achat pour Concessionnaire Canon**

**Complete this card at time of sale.**  
**A remplir au moment de l'achat**

**PRESENT OWNERSHIP AND PRODUCTS INTERESTED IN**  
Articles déjà en possession ou juges dignes d'intérêt

OWNS	INTERESTED IN
En possession	Intéressé par

CAMERAS		
APPAREILS	(Camera)	(Lens)
-PHOTO	(Appareil)	(Objectif)
	(Camera)	(Lens)
	(Appareil)	(Objectif)

INTERCHANGEABLE LENS	OWNS	INTERESTED IN
Objectif interchangeable	En possession	Intéressé par

OTHER ACCESSORIES	OWNS	INTERESTED IN
Autres accessoires	En possession	Intéressé par

<b>MODEL</b> <b>Modèle</b>	EF-S60MM F/2.8 MACRO USM	<b>SERIAL NO.</b> <b>No. de série</b>	

CUSTOMER  
Client

NAME \_\_\_\_\_ ADDRESS \_\_\_\_\_  
Nom \_\_\_\_\_ Adresse \_\_\_\_\_

CITY/STATE \_\_\_\_\_ ZIP \_\_\_\_\_ PHONE \_\_\_\_\_  
 Ville/Province \_\_\_\_\_ Code postal \_\_\_\_\_ Téléphone \_\_\_\_\_

# CANON INTERNATIONAL WARRANTY

**CANON U.S.A., INC.****CANON CANADA INC.**

NAME

NOM

ADDRESS

ADRESSE

CITY

VILLE

PROVINCE

POSTAL CODE

CODE POSTAL

THIS WARRANTY CARD AND YOUR BILL OF SALE MUST BE  
PRESENTED FOR WARRANTY SERVICE.

CETTE CARTE DE GARANTIE ET VOTRE PREUVE D'ACHAT  
DOIVENT ÊTRE PRÉSENTÉS POUR RECEVOIR LE SERVICE  
SOUS GARANTIE.

DEALER'S NAME & ADDRESS  
MARCHAND NOM & ADRESSE

MODEL  
MODELE

EF-S60MM  
F/2.8 MACRO USM

BODY NO.  
BOITIER NO

PURCHASE DATE  
DATE D'ACHAT

/ /

DO NOT MAIL, KEEP THIS WARRANTY CARD. IT IS YOUR PERMANENT RECORD OF WARRANTY. IF LOST IT WILL NOT BE RE-ISSUED.  
VEUILLEZ NE PAS POSTER. CONSERVEZ CETTE CARTE DE GARANTIE. ELLE CONSTITUE VOTRE PREUVE PERMANENTE DE GARANTIE. SI LA CARTE EST PERDUE, ELLE NE SERA PAS RENOUELÉE.

CT5-1544-000



## LIMITED WARRANTY

The Limited Warranty set forth below is given by Canon U.S.A., Inc. in the United States and Canon Canada, Inc. in Canada (herein referred to collectively as "Canon") with respect to the Canon Binoculars and Photographic Lens Products packaged with this Limited Warranty and identified by model number on this Limited Warranty Card (each a "Product") when purchased and used in the United States or Canada.

This Limited Warranty is only effective upon presentation of this warranty card and proof of purchase.

A Product, when delivered to you in new condition in its original container, is warranted against defects in materials or workmanship as follows: for a period of one (1) year from the date of original purchase, defective parts or a defective Product returned to Canon or its authorized service providers, and proven to be defective upon inspection, will be repaired with new or comparable rebuilt parts or exchanged for a refurbished Product, as determined by Canon or the authorized service provider, in their sole discretion. Replaced parts and exchanged Products will become the property of Canon.

When returning a Product for warranty service, the shipping charges must be prepaid and the Product should be shipped in its original container, or an equivalent, properly packed to withstand the hazards of shipment and be fully insured. A copy of this warranty card and proof of purchase should be enclosed, as well as a description of the problem (including film samples, where appropriate). Repairs will be made and the Product will be returned, shipped at NO CHARGE, within the country of repair.

This warranty only covers defective materials or workmanship encountered in normal use and service of a Product and does not apply in the following cases:

- (a) Loss or damage due to neglect and/or abuse causing deterioration, mishandling, accident or failure to follow operating instructions.
- (b) If a Product is defective as a result of leaking batteries or damage due to water or other liquid.
- (c) Defective materials or workmanship where the defect is due to a Product having been serviced or modified by other than Canon or a Canon authorized service provider.
- (d) Malfunction resulting from the use of accessories, attachments, supplies, parts or devices (including, without limitation, batteries, film, flash attachments and other accessories) that do not conform to Canon specifications.
- (e) Damage resulting during shipment. (Claim must be presented and examined by the shipper).
- (f) Damage or service resulting from modifications or alterations to a Product in any way (including any alteration or removal of its serial number or identification marks).

NO IMPLIED WARRANTY, INCLUDING ANY IMPLIED WARRANTY OF MERCHANTABILITY OR FITNESS FOR A PARTICULAR PURPOSE, APPLIES TO A PRODUCT AFTER THE APPLICABLE PERIOD OF THE EXPRESS LIMITED WARRANTY STATED ABOVE, AND NO OTHER EXPRESS WARRANTY OR GUARANTY, EXCEPT AS MENTIONED ABOVE, GIVEN BY ANY PERSON OR ENTITY WITH RESPECT TO A PRODUCT SHALL BIND CANON (SOME STATES AND PROVINCES DO NOT ALLOW LIMITATIONS ON HOW LONG AN IMPLIED WARRANTY LASTS, SO THE ABOVE LIMITATION MAY NOT APPLY TO YOU). CANON SHALL NOT BE LIABLE FOR LOSS OF REVENUES OR PROFITS, INCONVENIENCE, EXPENSE FOR SUBSTITUTE EQUIPMENT OR SERVICE, STORAGE CHARGES, LOSS OR CORRUPTION OF DATA, OR ANY OTHER SPECIAL, INCIDENTAL OR CONSEQUENTIAL DAMAGES (INCLUDING, WITHOUT LIMITATION, ANY LOSS OF FILM) CAUSED BY THE USE OR MISUSE OF, OR INABILITY TO USE, A PRODUCT, REGARDLESS OF THE LEGAL THEORY ON WHICH THE CLAIM IS BASED, AND EVEN IF CANON HAS BEEN ADVISED OF THE POSSIBILITY OF SUCH DAMAGES. IN NO EVENT SHALL RECOVERY OF ANY KIND AGAINST CANON BE GREATER IN AMOUNT THAN THE PURCHASE PRICE OF THE PRODUCT SOLD BY CANON AND CAUSING THE ALLEGED DAMAGE. WITHOUT LIMITING THE FOREGOING, YOU ASSUME ALL RISK AND LIABILITY FOR LOSS, DAMAGE OR INJURY TO YOU AND YOUR PROPERTY AND TO OTHERS AND THEIR PROPERTY ARISING OUT OF USE OR MISUSE OF, OR INABILITY TO USE, THE PRODUCT NOT CAUSED SOLELY AND DIRECTLY BY THE NEGLIGENCE OF CANON (SOME STATES AND PROVINCES DO NOT ALLOW THE EXCLUSION OR LIMITATION OF INCIDENTAL OR CONSEQUENTIAL DAMAGES, SO THE ABOVE EXCLUSION OR LIMITATION MAY NOT APPLY TO YOU). THIS LIMITED WARRANTY SHALL NOT EXTEND TO ANYONE OTHER THAN THE ORIGINAL PURCHASER OF A PRODUCT, OR THE PERSON FOR WHOM IT WAS PURCHASED AS A GIFT. AND STATES YOUR EXCLUSIVE REMEDY.

Canon U.S.A., Inc., One Canon Plaza, Lake Success, NY 11042-1198

Canon Canada, Inc., 6390 Dixie Road, Mississauga, Ontario L5T 1P7

The Canon logo is displayed in white on a dark, textured background. It consists of the word "Canon" in a bold, sans-serif typeface.

**Canon Sales and Service Center**

**Canon USA**

One Canon Plaza, Lake Success, N.Y. 11042-1198  
Tel: (1)-800-828-4040

**Canon Canada**

6390 Dixie Road, Mississauga, Ontario L5T 1P7  
Tel: (1)-800-828-4040