

# KitchenAid® 36" Island Range Hood

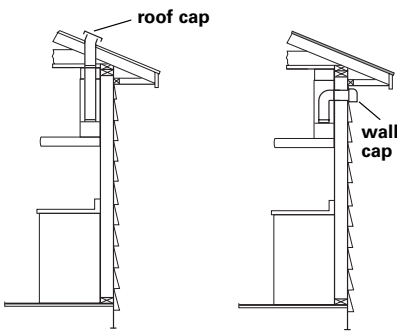
## PRODUCT MODEL NUMBERS

KICU465S



**Electrical:** 120-volt, 60-Hz, AC-only, 15-amp. electrical supply. Use copper wire only. A time-delay fuse or circuit breaker and separate circuit is recommended.

## VENTING REQUIREMENTS

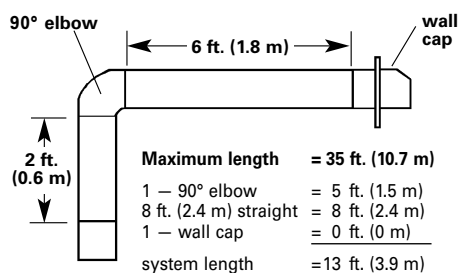
### Vertical roof venting    Horizontal wall venting



To calculate the length of the system you need, add the equivalent feet (meters) for each vent piece used in the system.

Vent piece	8" (20.3 cm) round
45° elbow	2.5 feet (0.8 m) 
90° elbow	5.0 feet (1.5 m) 

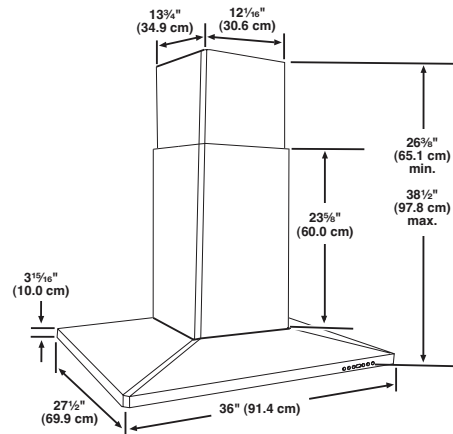
### 6" (15.2 cm) vent system



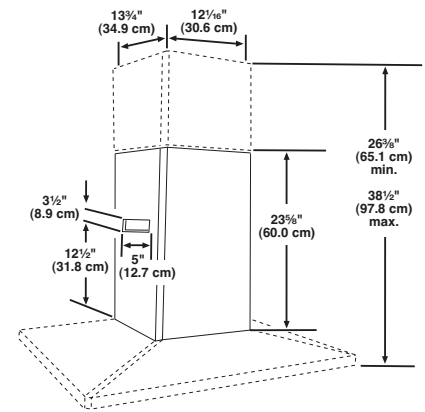
**Note:** Flexible vent is **Not** recommended.

## OVERALL DIMENSIONS

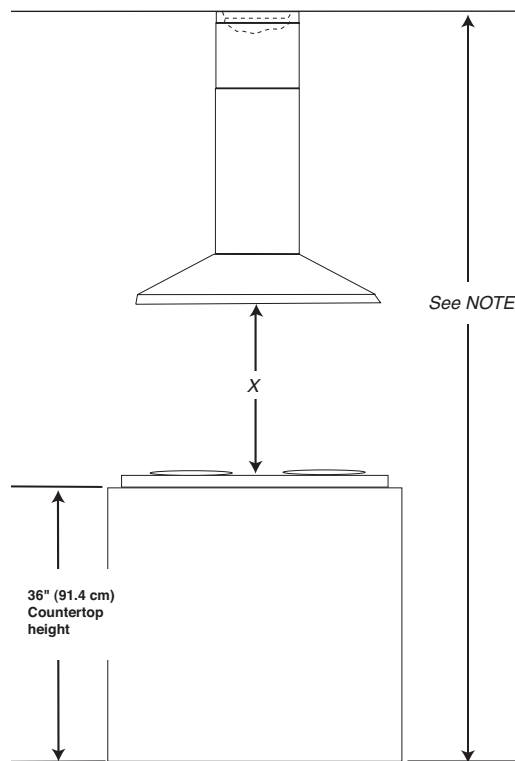
### Vented chimney dimensions



### Non-vented (recirculating) chimney dimensions



## CABINET OPENING DIMENSIONS



**Note:** The hood chimneys are adjustable and designed to meet varying ceiling or soffit heights depending on the distance "X" between the bottom of the hood and the cooking surface. For higher ceilings, a 40" (101.6 cm) Chimney Extension Kit Part Number 8212698 (Black), Kit Part Number 8212696 (Stainless Steel) or Kit Part Number 8212697 (White) is available. See your dealer. The chimney extension replaces the upper chimney shipped with the hood.

**Important:**  
 Minimum distance "X": 24" (61.0 cm)  
 Suggested maximum distance "X": 30" (76.2 cm)

For vented installations, the chimney can be adjusted for ceilings between 7' 7-1/8" (2.31 m) and 9' 1-3/4" (2.79 m).

For non-vented (recirculating) installations, the chimney can be adjusted for ceilings between 8' 3-3/8" (2.52 m) and 9' 5-1/4" (2.88 m).

**Important:**  
 As hood height (distance X) increases, hood's venting effectiveness **decreases**.