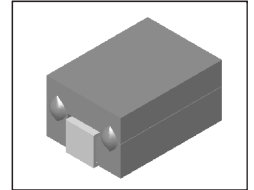


SMT Power Inductor

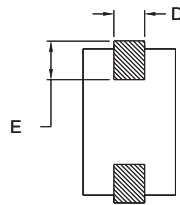
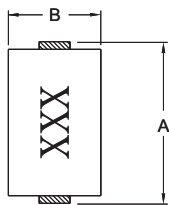
HCB0950 Type

Features

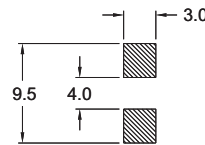
- RoHS compliant.
- Low profile, SMD type.
- High current.
- Magnetic shielded.
- High energy storage and low DCR.
- Provided with embossed carrier tape packing.
- Ideal for power source circuits, DC-DC converter, DC-AC inverters inductor applications.
- In addition to the standard versions shown here, customized inductors are available to meet your exact requirements.



Mechanical Dimension :



RECOMMENDED PAD PATTERNS



UNIT : mm/inch
 A = 9.00 / 0.354 Max.
 B = 7.00 / 0.276 Max.
 C = 5.00 / 0.197 Max.
 D = 2.50 / 0.098
 E = 2.00 / 0.079

Electrical Characteristics : At 25°C: 100KHz, 1V

PART NO.	L ¹ (nH)	Li (nH)	DCR (mΩ) MAX	I _{sat} ² (A ²)	I _{rms} ³ (A ³)
HCB0950-101	100	80	0.50	60	37
HCB0950-151	150	120	0.50	42	37
HCB0950-181	180	144	0.50	33	37
HCB0950-231	230	184	0.50	24	37
HCB0950-301	300	240	0.50	21	37

1. Tolerance of inductance is $\pm 20\%$.
2. I_{sat} is the DC current which cause the inductance drop not lower than Li.
3. I_{rms} is the DC current which cause the surface temperature of the part increase less than 45°C.
4. Operating temperature : -20°C to 105°C (including self-temperature rise).



DELTA ELECTRONICS, INC.

(TAOYUAN PLANT CPBG) 252, SAN YING ROAD, KUEISAN INDUSTRIAL ZONE, TAOYUAN SHIEN, 333, TAIWAN, R.O.C.

TEL: 886-3-3591968; FAX: 886-3-3591991

<http://www.deltaww.com>