

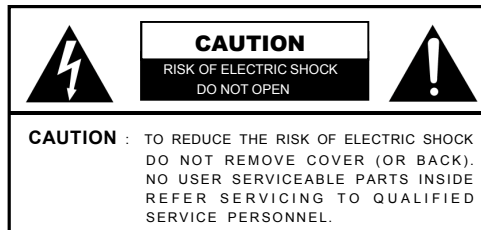
HINT13D7G

**650Line IntensifierTM
Tamperproof Dome
w/Chameleon Cover
3.6mm lens
Wall/Ceiling Mount**



Please read this manual thoroughly before operation and keep it handy for further reference.

WARNING & CAUTION



The lightning flash with an arrowhead symbol, within an equilateral triangle is intended to alert the user to the presence of un-insulated "dangerous voltage" within the product's enclosure that may be of sufficient magnitude to constitute a risk of electric shock to persons



The exclamation point within an equilateral triangle is intended to alert the user to the presence of important operating and maintenance (servicing) instructions in the literature accompanying the appliance

INFORMATION -This equipment has been tested and found to comply with limits for a class A digital device Pursuant to part 15 of the FCC rules. These limits are designed to provide reasonable protection against harmful interference. When the equipment is operated in a commercial environment. This equipment generates, uses, and can radiate radio frequency energy and if not installed and used in accordance with the instruction manual, may cause harmful interference to radio communications. Operation of this equipment in a residential area is likely to cause harmful interference in which case the user will be required to correct the interference at his own expense.

WARNING – Change or modification not expressly approved by the manufacturer could void the user's authority to operate the equipment

CAUTION : To prevent electric shock and risk of fire hazards.

DO NOT use power sources other than that specified.

DO NOT expose this appliance to rain or moisture.

This installation should be made by a qualified service person and should conform to all local codes.

PACKAGE CONTENTS

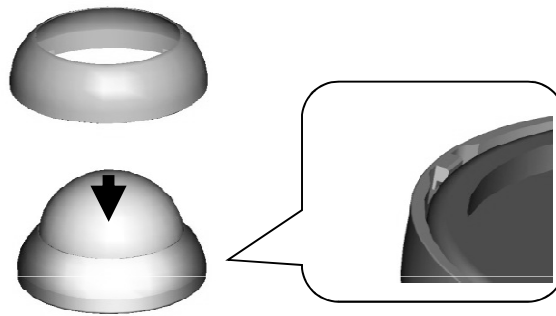
**Please make sure that the following items are included
in the Package:**

- **3 Mounting Screws and Anchors**
- **1 Set Screw**
- **1 Video Test Connector**
- **1 Power Cable**
- **1 Chameleon Cover**

CAMERA INSTALLATION

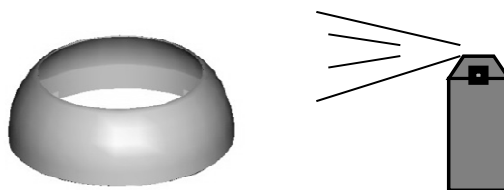
CHAMELEON COVER

Place the Chameleon Dome over the camera and push until it snaps into position.



● **Notes : Optional painting before installation**

* **Painting method for the Chameleon Dome**



- * **Spray the color of your choice onto the Chameleon cover**
- * **If necessary, apply a second coat**

FEATURES

Now with “PRESETS”

PRESETS (Outdoor, Indoor, Elevator, Lobby, Hallway & Low Light)
Used for a quick and easy setup for the installation environment.

650TVL Resolution

Horizontal resolution of 650 TV lines is achieved by using a SONY Super-HAD CCD with 410,000 pixels, and a custom DSP yielding pictures with a high S/N ratio.

INTENSIFIER 3

More Powerful Performance in low light condition.
High quality Pictures to be captured in very low light condition.

WDR

More Powerful WDR in strong back lighting.
Your camera allows you to get a clear image.

SPECO DNR

The Intensifier camera has a DSP chip that can remove image noise efficiently showing clean images in low light conditions.

HLC (High Light Compensation)

This function reverses bright spots in the picture (such as headlights). This enables the entire system to do a better job of resolving and displaying grayscale information such as a license plate.

FEATURES

PRIVACY MASK

It also has the ability to mask up to 8 areas of the picture where Viewing is not desired. Each zone can be independently programmed via the OSD

STABILIZER

This function removes image jitter that is caused by vibrations in the building and reduces the amount of hard drive space.

DIGITAL ZOOM

The picture could be enlarged by this function in digital.

DAY/NIGHT

The Intensifier camera can show color pictures in all lighting conditions, or you can have it automatically switch to a B/W picture in low light conditions

OSD

All camera functions are menu driven for easy use.

OSD MENU TREE

MAIN MENU

- PRESETS
INDOOR / OUTDOOR / LOW LIGHT / LOBBY / HALLWAY / ELEVATOR
- ADVANCED
- EXIT

ADVANCED MENU

- CAM NAME
- LENS
DC IRIS / MANUAL
- INTENSIFIER
AGC / SHUTTER / INTENSIFY / INITIAL SET / PREVIOUS
- DAY / NIGHT
AUTO / DAY / NIGHT / EXT
- WDR / BLC / HLC
- COLOR TEMP
AWC-SET / MANUAL / ATW1 / ATW2
- SPECO DNR
DNR LEVEL / SSC (Speco Sensitivity Control)
- EFFECTS
DZOOM / IMAGE FREEZE / D-EFFECT / CONTRAST / SHARPNESS /
COLOR ADJUST / INITIAL SET / PREVIOUS
- SPECIAL
MOTION DET / PRIVACY MASK / LANGUAGE / STABILIZER / LL SYNC /
MONITOR TYPE / FACTORY RESET / PREVIOUS
- EXIT

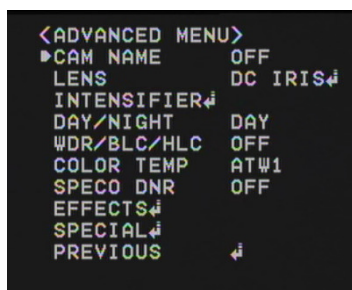
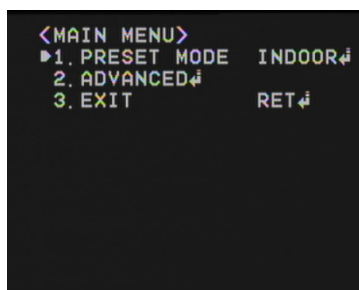
OSD MENU DETAILS

1. PRESET

[INDOOR / OUTDOOR / LOW LIGHT / LOBBY / HALLWAY / ELEVATOR]

Quick & Easy Way to install without complicated OSD menu setting!

**** Attention : Select any preset mode and push the set button once,
Blinking status means it is correctly set up at that mode.**



**** If you need more detailed setting, click 'ADVANCED' to see more
OSD menu at every preset mode.**

2. INTENSIFIER

[AGC / SHUTTER / INTENSIFY / INITIAL SET / PREVIOUS]

- **AGC** (Off / Low / Middle / High)

: Adjusts value of AGC gain and increases the GAIN level to brighten the picture. (noise / distortion may develop)

- **SHUTTER**

* FLK - Flicker-less mode (FLK) reduces on-screen flickering.

* ESC - Electronic Shutter Control (AUTO) adjusts brightness level on screen.

- **INTENSIFY** : Automatically provides a clear image under low-light conditions. You can control the maximum low-light magnification from 2x to 512x (increasing magnification may cause noise/distortion). This function is deactivated when SHUTTER is set to FLK mode.

OSD MENU DETAILS

3. DAY/NIGHT

[AUTO / DAY / NIGHT]

- **DAY** : Full time color mode
 - **NIGHT** : Full time black & white mode
 - **AUTO** (D/N LEVEL / DWELL TIME / NIGHT BURST)
- ** Attention : AUTO is disabled when the AGC in INTENSIFIER is 'Off'.**

4. WDR / BLC / HLC

- **WDR**
: Provides light level control to overcome severe back light conditions.
- **HLC (High Light Compensation)**
: High Light Compensation removes the high light and makes it possible to view the image clearly.

5. COLOR TEMP

[AWC SET / MANUAL / ATW1 / ATW2]

- **AWC SET**
: Set while pointing the camera towards a sheet of white paper.
 - **MANUAL**
: It allows you to increase or decrease the red or blue factor on screen.
Set the ATW1 firstly then turn the manual value.
 - **ATW 1**
: Select Auto Tracking White Balance (ATW) when the color temperature is 2400°K~10500°K.
 - **ATW 2**
: When reduce color rolling.
- ** Attention : White Balance may not work properly when in special light condition such as clear sky, sunset, dim lighting, mixed lights providing different temp. etc.**

OSD MENU DETAILS

6. SPECO DNR

- Reduces noise/distortion on the screen to save a recording capacity. Increasing the DNR level reduces noise but may introduce video artifacts. DNR is deactivated if AGC is turned off.

**** SSC (Speco Sensitivity Control)**

- adjusts the brightness level in low light condition only. Tune right value to get a Right image data in low light .



7. EFFECTS

[DZOOM / IMAGE FREEZE / D-EFFECT / CONTRAST / SHARPNESS / COLOR ADJUST / INITIAL SET / PREVIOUS]

- DZOOM** : Digital Zoom. Select this and set a desired zoom level to obtain an extended focal length.
- IMAGE FREEZE** : To hold the image to analyze precisely.
- D-EFFECT** : Change the video direction. Vertical Flip, Mirror, and Rotate
- CONTRAST** : Adjust contrast Level that you desired.
- SHARPNESS** : Adjust Sharpness Level. Increasing this value, the picture outline becomes stronger and clear.
- COLOR ADJUST** : Adjust various color options for the camera (Color toggle, Color Level, Color Hue, Red Gain, Blue Gain)
- INITIAL SET** : Return to the default setting defined in the "EFFECT" menu.

OSD MENU DETAILS

8. SPECIAL

[MOTION DET / PRIVACY MASK / LANGUAGE / STABILIZER / LL SYNC
/ MONITOR TYPE / FACTORY RESET / PREVIOUS]

- MOTION DET.

: Built in motion detector with adjustable areas of coverage will send a signal to an external alarm device when motion is detected.

* **Zone Number**: Select MD area to activate: 8 Areas can be selected.

* **Zone Stat**: Determine MD area selected.

* **Width / Height**: Set the size of MD

* **Move X/Y**: Set the coordinate for the MD position.

* **Sensitivity**: 8 levels. When sensitivity number is high, motion detection sensitivity is increased to recognize even small movements.

- PRIVACY MASK

Mask up to 8 areas of the screen from video monitoring.

* **Mask Number**: Select PM area to activate. 8 Areas can be selected.

* **Mask Stat**: Determine PM area selected.

* **Mask Color**: Determine area color. Grey, White, Red, Green, Blue, Yellow, Black colors are available.

* **Width / Height**: Set the size of PM

* **Move X/Y**: Set the coordinate of the PM position.

-LANGUAGE

: ENGLISH / RUSSIAN / SPANISH / FRENCH / POLISH / GERMAN

-STABILIZER

: Mitigate any picture movement by external factors as wind.

-**LL SYNC** : Synchronizes the output phase of multiple cameras.

* **INT** : Internal Synchronization

* **L/L** : Power Synchronization type, Line-Lock

*Remark : When using DC12V, SYNC menu is fixed to INT mode.
When using AC24V, the L/L is available.

- MONITOR TYPE

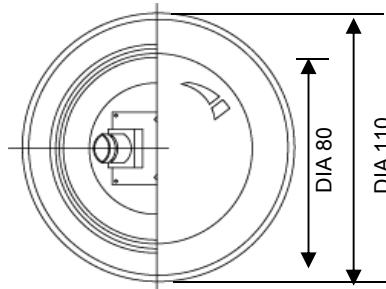
: LCD/ CRT monitor type is selectable.

SPECIFICATIONS

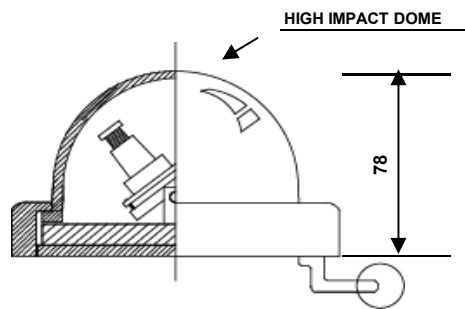
Item	Intensifier 3 Camera
Power Source	12VDC ONLY
Power Consumption	210mA
Image Sensor	1/3", SONY SUPER HAD II CCD, 410,000 pixels
Total Pixels	811(H) x 508(V), 1/3" CCD
Effective Pixels	768(H) x 494(V), 1/3" CCD
Lens Type	3.6mm Fixed Lens
Maximum Aperture Ratio	1 : 1.3 ~2.0
Scanning System	2 : 1 Interlaced 525 Lines / 60 Fields / 30 Frames
Synchronization	Internal
Video Output	1.0V [p-p] Composite, 75Ω
Resolution	650 TV Line
Gain Control	Low / Middle / High / OFF selectable
Electric Shutter Speed	1/60 ~ 1/90,000 sec
INTENSIFIER 3	Built-in (selectable limit ~ X512)
COLOR TEMP (White Balance)	ATW 1 / ATW 2 / AWC SET / MANUAL
Min. Illumination	0.00002Lux (intensifier) 0.03Lux (shutter)
S/N (Y signal)	52dB (Weight On)
SPECO DNR	ON - DYNAMIC / OFF
Motion Detection	ON / OFF (8 Programmable Zone)
OSD	Built - in
Privacy Function	ON / OFF (8 Programmable Zone)
Operational Temperature	-29 ℃ ~ +50 ℃ (- 20°F ~122°F)
Operational Humidity	30% ~90% RH

DIMENSIONS

*** TOP VIEW**



*** SIDE VIEW**



WARRANTY



LIMITED WARRANTY

THIS WARRANTY IS VALID ONLY ON PRODUCTS PURCHASED AND USED IN THE UNITED STATES OF AMERICA. THIS WARRANTY APPLIES ONLY TO THE ORIGINAL USER.

SUBJECT TO CONDITIONS AND EXCLUSIONS FOUND BELOW, THIS PRODUCT IS WARRANTED AGAINST MANUFACTURING DEFECTS IN MATERIAL AND WORKMANSHIP FOR THE FOLLOWING PERIOD FOR PARTS AND LABOR:

SPECO TECHNOLOGIES CAMERAS:	5 YEARS
SPECO TECHNOLOGIES MONITORS:	1 YEAR
BALANCE OF SPECO TECHNOLOGIES LINE:	1 YEAR*
* IR LEDs, Time lapse VCR Drum Assemblies & Heads:	90-DAYS

SPECO TECHNOLOGIES WILL REPAIR OR REPLACE (AT OUR DISCRETION) ANY PARTS FOUND TO BE DEFECTIVE FOR THE WARRANTY PERIOD SPECIFIED. WE WILL PROVIDE A REPLACEMENT FOR ANY DEFECTIVE PART.

CONDITIONS

1. YOU MUST OBTAIN A RETURN AUTHORIZATION NUMBER FOR ANY MERCHANDISE BEING RETURNED TO SPECO TECHNOLOGIES, WHETHER FOR RETURN/EXCHANGE OR REPAIR, WHETHER IN OR OUT OF WARRANTY.

2. THIS WARRANTY WILL BE HONORED ONLY UPON PRESENTATION OF THE ORIGINAL DATED BILL OF SALE OR SALES SLIP.

3. TRANSPORTATION OF THE PRODUCT TO OUR SERVICE DEPARTMENT IS THE RESPONSIBILITY OF THE USER. REPAIRED OR REPLACED PRODUCT WILL BE RETURNED PREPAID DURING THE WARRANTY PERIOD.

EXCLUSIONS

1. THIS WARRANTY SHALL NOT COVER ADJUSTMENT OF CUSTOMER OPERATED CONTROLS AS EXPLAINED IN THE APPROPRIATE MODEL'S INSTRUCTION MANUAL OR PRODUCTS WHICH HAVE BEEN ALTERED, ABUSED, OR HAVE MISSING OR ALTERED SERIAL NUMBERS.

2. THIS WARRANTY SHALL NOT APPLY TO UNCRATING, SETUP, INSTALLATION, OR THE REMOVAL AND REINSTALLATION OF PRODUCTS AFTER REPAIR.

3. THIS WARRANTY SHALL NOT APPLY TO REPAIRS OR REPLACEMENTS NECESSITATED BY ANY CAUSE BEYOND THE RESULT OF MANUFACTURE INCLUDING, BUT NOT LIMITED TO, ANY MALFUNCTION, DEFECTS OR FAILURE CAUSED BY OR RESULTING FROM UNAUTHORIZED SERVICE OR PARTS, IMPROPER MAINTENANCE, MODIFICATION OR REPAIR BY THE USER, ABUSE, MISUSE, NEGLIGENCE, ACCIDENT, FIRE, FLOOD, OR OTHER ACTS OF NATURE, INCORRECT LINE VOLTAGE, DAMAGE OR IMAGE BURNS TO TELEVISION PICTURE TUBES CAUSED BY OR ATTRIBUTABLE TO THE USE OF ANY ACCESSORY, ELECTRONICS GAME OR DEVICE, OR DAMAGE CAUSED TO IMAGE PICKUP DEVICES BY EXCESSIVE LIGHT.

THE FOREGOING IS IN LIEU OF ALL OTHER EXPRESSED WARRANTIES AND WE DO NOT AUTHORIZE ANY PARTY TO ASSUME FOR US ANY OTHER OBLIGATION OF LIABILITY. IN NO EVENT SHALL WE BE LIABLE FOR INCIDENTAL OR CONSEQUENTIAL DAMAGES ARISING FROM THE USE OF THIS PRODUCT, OR FOR ANY DELAY IN THE USE OF THIS PRODUCT DUE TO CAUSES BEYOND OUR CONTROL.

SOME STATES DO NOT ALLOW LIMITATIONS OF HOW LONG AN IMPLIED WARRANTY LASTS AND/OR DO NOT ALLOW THE EXCLUSION OR LIMITATION OF CONSEQUENTIAL DAMAGES. THE ABOVE LIMITATIONS ON IMPLIED WARRANTY AND CONSEQUENTIAL DAMAGES MAY NOT APPLY TO YOU.

THIS WARRANTY GIVES YOU SPECIFIC LEGAL RIGHTS. YOU MAY HAVE OTHER RIGHTS WHICH VARY FROM STATE TO STATE.

NOTE: FOR YOUR PROTECTION IN THE EVENT OF THEFT OR LOSS OF THIS PRODUCT, PLEASE FILL IN THE INFORMATION REQUESTED BELOW AND RETAIN WITH YOUR SALES RECEIPT.

MODEL NO.: _____ SERIAL NO.: _____
(LOCATED ON BACK OR BOTTOM OF UNIT)

DATE OF PURCHASE: _____

WHERE PURCHASED: _____ PURCHASE PRICE: _____

Speco Technologies
200 NEW HIGHWAY
AMITYVILLE, NY 11701 www.specotech.com

FOR MORE INFORMATION REGARDING
SERVICE OR RETURN, CALL US
TOLL FREE: 1-800-645-5516 IN METRO NY: 631-957-8700

ALWAYS USE DISCRETION WHEN INSTALLING VIDEO AND/OR AUDIO SURVEILLANCE EQUIPMENT ESPECIALLY WHEN THERE IS AN EXPECTATION OF PRIVACY. INQUIRE REGARDING FEDERAL, STATE AND/OR LOCAL REGULATIONS APPLICABLE TO THE LAWFUL INSTALLATION OF VIDEO AND/OR AUDIO RECORDING OR SURVEILLANCE EQUIPMENT. PARTY CONSENT MAY BE REQUIRED.

MEMO



**200 New Highway
Amityville, NY 11701
631-957-8700
www.specotech.com**

Rev. 120122

Speco Technologies is constantly developing product improvements.
We reserve the right to modify product design and specifications without notice
and without incurring any obligation.