

# THE SHARPER IMAGE®

## Wireless Security System

SI519 Instructions

## Wireless Security Camera

SI513 Instructions



**Read and save these instructions.**

*Dear Sharper Image Customer,*

*Thank you for your purchase of a Sharper Image product. We appreciate your business very much.*

*Please accept my personal assurance of your complete satisfaction with this product's quality and performance. We offer generous return privileges and excellent warranties on all our products.*

*For more than 25 years, The Sharper Image has shared the fun of discovering innovative products that make life easier and more enjoyable. We've been in business a long time because we are an exciting place to shop and — just as importantly — we strive to deliver great customer service that exceeds your expectations.*

*Enjoy your purchase!*

*Respectfully,*

A handwritten signature in black ink that reads "Richard". The script is fluid and cursive, with a small dot above the 'i'.

*Richard Thalheimer*

*Founder, Chairman and Chief Executive Officer*

*Call 1-800-344-4444 for 24-7 ordering and customer service,  
or go to **www.sharperimage.com**, our complete online store.*

## General Description

The Wireless Security System comes with one camera transmitter and one monitor receiver. Additional cameras can be purchased (see below).

Up to four cameras may be operated within a 100-foot range. Each camera broadcasts on one of four selectable frequencies. There is no limit to the number of monitors that can be operated in the area at one time.

Adapters are included for basic use and battery operation is available for maximum portability.

### ***For additional cameras or camera/monitor sets***

Call 1-800-344-4444 toll free or shop online at [www.sharperimage.com](http://www.sharperimage.com).

Order product SI519 camera/monitor set.

Order product SI513 camera only.

### ***Auxiliary TV/Monitor***

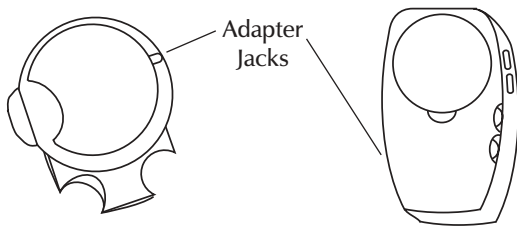
The audio/video jack on the monitor can be connected through the audio-in/video-in jacks of a VCR or TV. This allows recording and improved picture quality using the screen on your TV.

## Power Requirements

The camera and monitor can be powered by batteries or by the included adapter. We recommend saving batteries by using the power adapters whenever possible. The batteries are disengaged automatically if adapters are connected.

- Do not mix old and new batteries.
- Do not mix alkaline, standard (carbon zinc), or rechargeable (nickel cadmium) batteries.

Batteries may leak or explode if recharged, inserted improperly, inserted in the wrong direction, disposed of in a fire or mixed with different battery types.

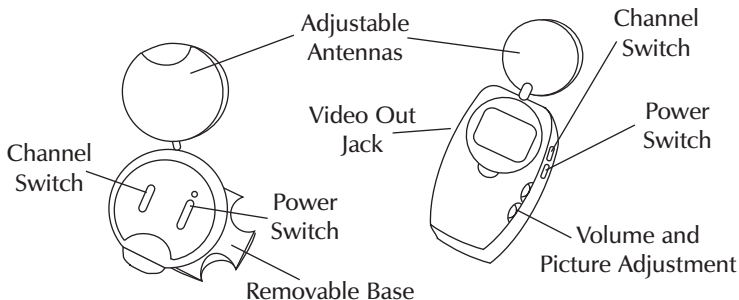


Battery compartments are located on the rear of both units. Use the edge of a coin to unscrew the camera battery door lock.

## Controls and Operation

The monitor must be set to the same channel as the camera to receive the camera signal. If more than one camera is used, set each camera to a different channel. Select the matching channel on the monitor to switch between desired cameras.

Use the monitor jacks to display the picture and sound on your own TV/monitor instead of the built-in monitor, or to record through a VCR. (A cable is included to connect the LCD monitor to the audio/video jacks on most TV or VCR systems.)



To reduce battery consumption, or if a video display is not required, set the monitor power switch to **AUDIO ONLY**.

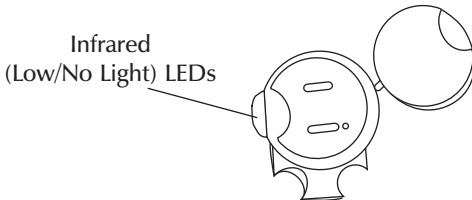
## Controls and Operation

interference from other electronic products (or if multiple cameras are used) may cause poor or distorted reception. Reorient the equipment and space them further apart to resolve interference problems.

The camera can be wall-mounted or positioned on a flat surface. (**Note:** The base is removable.) If it is not convenient to access the camera for easy battery replacement, we suggest using the included AC adapter.

Neither the camera nor the monitor are designed for outdoor use. If outdoor use is desired, mount the camera in a location that will not be subject to rain or sprinklers.

The infrared LEDs surrounding the camera lens will allow the camera to function in a totally dark environment (black and white picture only). The light from these LEDs is not visible to the human eye. (**Note:** Night vision may not be clearly focused at distances under three feet.)



## Statement of FCC/DHHS Compliance

**WARNING:** Changes or modifications to this unit not expressly approved by the party responsible for compliance could void the user's authority to operate the equipment.

**NOTE:** This product complies with DHHS Rule 21 subchapter J at date of manufacture.

This equipment has been tested and found to comply with the limits for a Class B digital device, pursuant to Part 15 of the FCC Rules. These limits are designed to provide reasonable protection against harmful interference in a residential installation. This equipment generates, uses, and can radiate radio frequency energy and, if not installed and used in accordance with the instructions, may cause harmful interference to radio communications. However, there is no guarantee that interference will not occur in a particular installation.

## Statement of FCC/DHHS Compliance

If this equipment does cause harmful interference to radio or television reception, which can be determined by turning the equipment off and on, the user is encouraged to try to correct the interference by one or more of the following measures:

- Reorient or relocate the receiving antenna.
- Increase the separation between the equipment and receiver.
- Connect the equipment into an outlet on a circuit different from that to which the receiver is connected.
- Consult the dealer or an experienced radio/TV technician for assistance.

## FCC Label Compliance Statement

This device complies with Part 15 of the FCC Rules. Operation is subject to the following two conditions: (1) This device may not cause harmful interference, and (2) this device must accept any interference received, including interference that may cause undesired operation.



# WARRANTY

## What Is Covered

This warranty covers any defects in materials or workmanship, with the exceptions stated below.

## How Long Coverage Lasts

This warranty runs for one year from the date of original purchase.

## What Is Not Covered

This warranty does not cover damage caused by misuse or use other than as intended and described in the product instruction manual, or loss or damage to batteries or removable parts.

## What The Sharper Image Will Do

The Sharper Image will repair any defects in materials or workmanship. In the event repair is not possible, The Sharper Image will either replace this product with one of similar features and price, or refund the full purchase price of the product, whichever you prefer.

## How to Obtain Service

Return the product and receipt, along with a brief explanation of the problem, to:

**T.S.I. - Returns Department**  
**2901-A West 60th Street**  
**Little Rock, AR 72209**

If you have questions please feel free to contact our customer service representatives at 1-800-344-5555 or by email at [care@sharperimage.com](mailto:care@sharperimage.com).

This warranty gives you specific legal rights, and you may have other legal rights that vary from state to state.

Copyright 2003

Sharper Image Corporation  
650 Davis St., San Francisco, CA 94111  
(415) 445-6000

Shop online: **[www.sharperimage.com](http://www.sharperimage.com)**

Due to continuing improvements, actual product may differ slightly from the product described herein.

V10 04/03

Printed in China