

ELECTRIC BASS BBG5S

SERVICE MANUAL

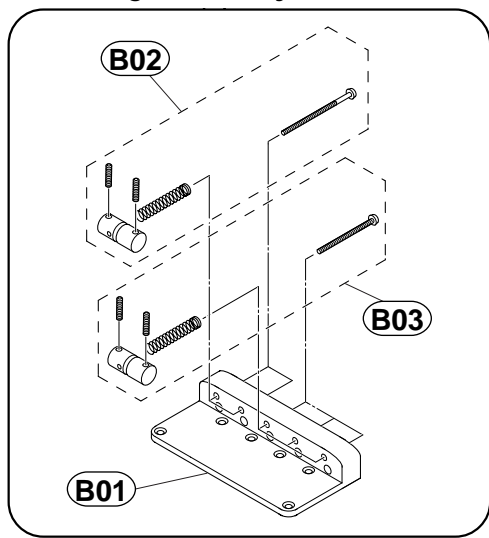


■ CONTENTS

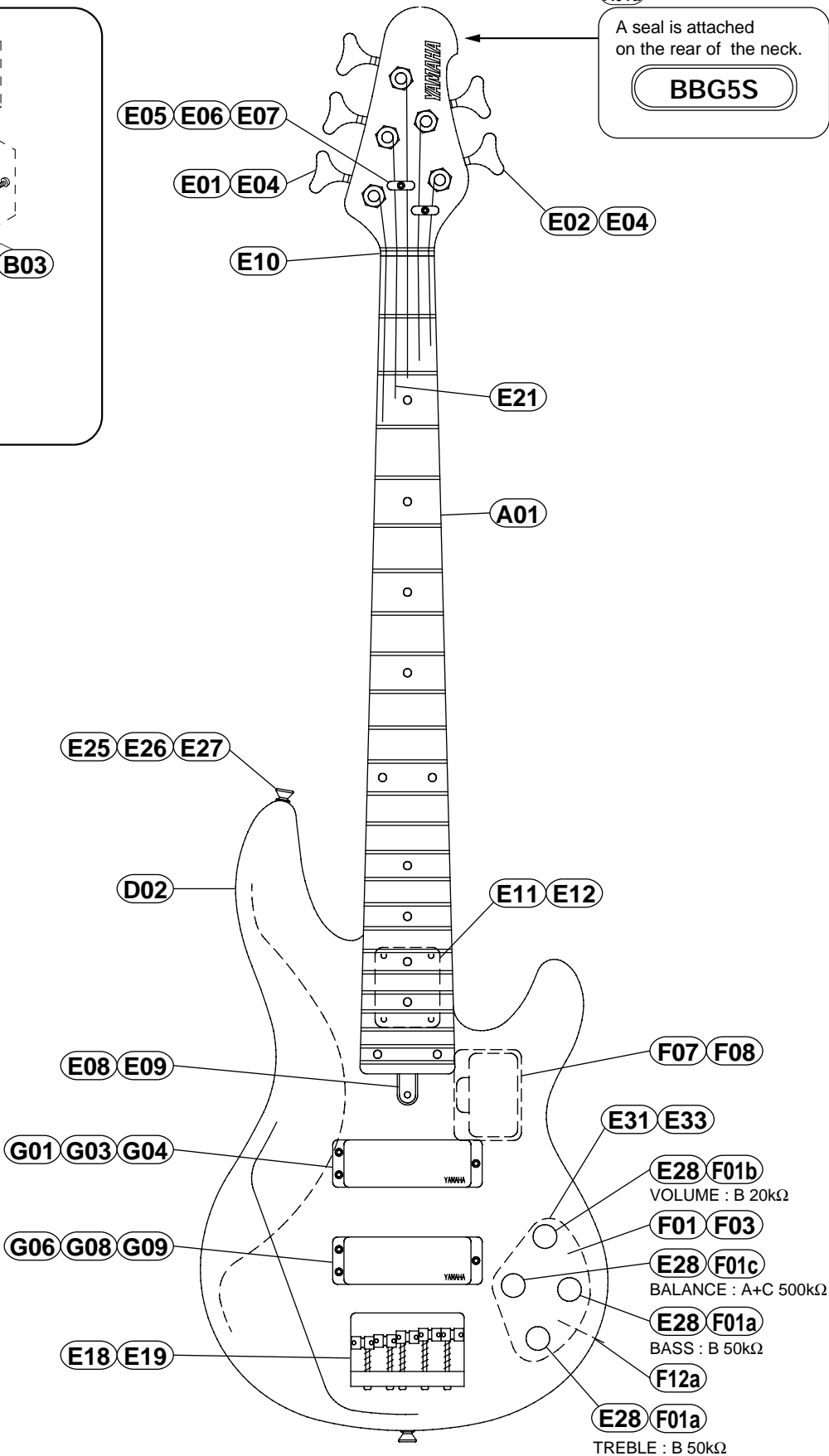
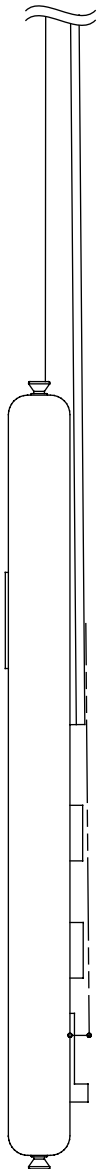
OVERALL ASSEMBLY	2
PARTS LIST	3~4
CIRCUIT BOARDS	4
IC BLOCK DIAGRAM	4
CIRCUIT DIAGRAM	5
WIRING	5
SPECIFICATIONS	6

OVERALL ASSEMBLY

E18 Bridge Assembly BRASS : GOLD (QC350600)



A01a
A seal is attached on the rear of the neck.
BBG5S



PARTS LIST

REF NO.	PART NO.	DESCRIPTION		REMARKS	QTY	RANK
* A01	DX809690	OVERALL ASSEMBLY		BB G5S		
* A01	DX809700	Neck Assembly		SB		
* A01	DX809710	Neck Assembly		LPB		
* A01	DX809720	Neck Assembly		PSW		
A01a	--	Seal		BL		
D02	--	Body		(QC46070)		
E01	QC336300	Tuning Machine Assembly	RM1243 (GOLD)		3	09
E02	QC336400	Tuning Machine Assembly	RM1243L (GOLD)		2	09
E04	03704070	Round Head Wood Screw	2.4X10 GOLD		5	
E05	VB518400	String Guide	GOLD		2	05
E06	VJ382000	Spacer	BL		2	01
* E07	03706320	Oval Head Wood Screw	2.7X20 GOLD		2	
E08	CB821460	Rod Cover	BL			03
E09	03706220	Oval Head Wood Screw	2.1X10 FCM3BL (BL)			01
E10	VB494400	Nut	43mm Ivory			04
E11	AA819960	Neck Plate	GOLD			05
E12	EN240050	Oval Head Tapping Screw	4.0X45 GOLD		4	
E18	QC350600	Bridge Assembly	BRASS (GOLD)			12
E19	EN230130	Oval Head Wood Screw	3.0X25 GOLD		6	02
E21	--	Strings	H4050	1set (AA82119)		
E25	BB802460	Strap Button	GOLD		2	02
E26	EN230130	Oval Head Tapping Screw	3.0X25 GOLD		2	02
E27	VB793700	Spacer Felt	BL		2	01
E28	QC032200	Knob	H=16.5 (GOLD)		4	06
E31	VD955600	Back Cover	Electrical (BL)			05
E33	EB620020	Oval Head Wood Screw	2.7X13 FCM3BL (BL)		4	03
F01	--	Electrical Unit		(QC35480)		
F01a	QC354700	Circuit Board Assembly				09
F01b	QC259500	Variable Resistor	B20K ohm	VOLUME		04
F01c	QC259400	Variable Resistor	A+C 500K ohm CC	BALANCE		05
F03	EA620060	Round Head Wood Screw	2.7X13 FCM33G (CR)	For the earth lug installation	2	03
F07	QA223300	Box for Dry Cell				04
F08	QC025000	Pan Head Tapping Screw	3.0X8 FCM3BL (BL)		2	
F12a	QA209900	Jack				07
G01	QC363300	Pickup Assembly		Front		15
G03	VJ388800	Round Head Wood Screw	2.6X35 FCM3BL (BL)		3	02
G04	CB815450	Pickup Cushion	85LX17WX15H			02
G06	QC363400	Pickup Assembly		Rear		15
G08	VJ388800	Round Head Wood Screw	2.6X35 FCM3BL (BL)		3	02
G09	CB815450	Pickup Cushion	85LX17WX15H			02
H01	QC354000	Accessory Unit	G-1	1set		07
B01	QC350600	Bridge Assembly	BRASS (GOLD)			12
B01	QC360800	Bridge Base	GOLD			07
B02	NX818280	Bridge Piece Assembly	1,2 (GOLD)	1,2	2	06
B03	NX818290	Bridge Piece Assembly	3,4,5 (GOLD)	3,4,5	2	06

*: New Parts

RANK : Japan only

NOTE : The parts list continues to the next page.

WARNING : CHEMICAL CONTENT NOTICE!

The solder used in the production of this product contains LEAD. In addition, other electrical/electronic and/or plastic (Where applicable) components may also contain traces of chemicals found by the California Health and Welfare Agency (and possibly other entities) to cause cancer and/or birth defects or other reproductive harm.

DO NOT PLACE SOLDER, ELECTRICAL/ELECTRONIC OR PLASTIC COMPONENTS IN YOUR MOUTH FOR ANY REASON WHAT SO EVER!

Avoid prolonged, unprotected contact between solder and your skin! When soldering, do not inhale solder fumes or expose eyes to solder/flux vapor!

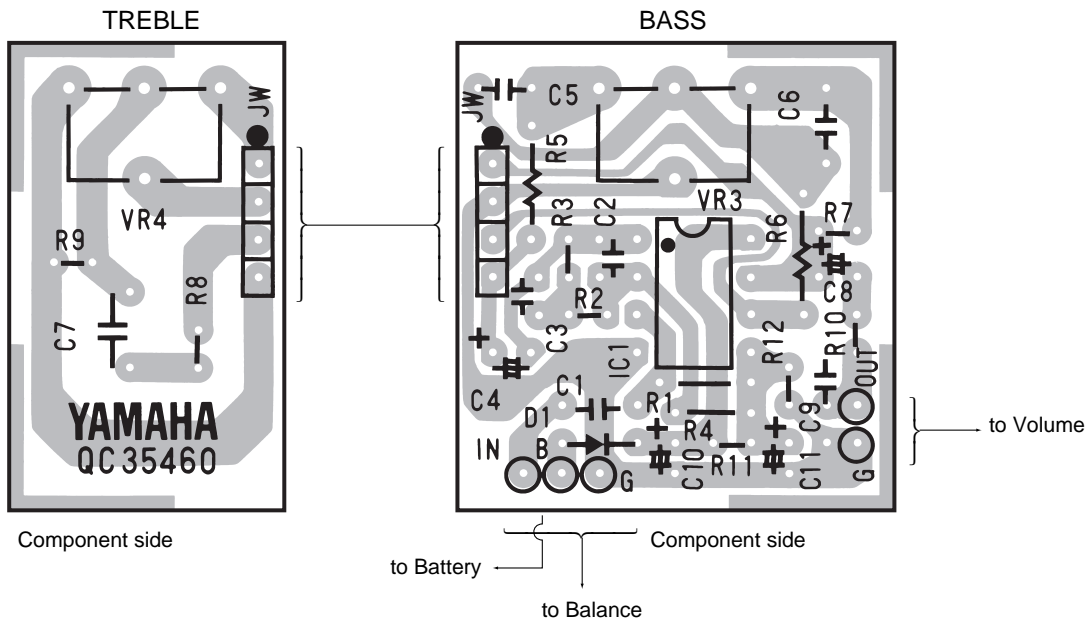
If you come in contact with solder or components located inside the enclosure of this product, wash your hands before handling food.

REF NO.	PART NO.	DESCRIPTION		REMARKS	QTY	RANK
IC1	QC354700	Circuit Board Assembly		BB G5S		09
D1	IG028400	IC	NJM4558D-Y	OP AMP		03
VR3,4	IF000040	Diode	1S1555			01
	QC251700	Variable Resistor	B50K ohm CC	TREBLE,BASS		04

* : New Parts

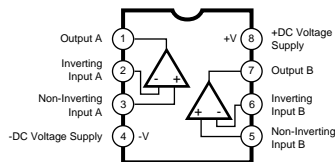
RANK : Japan only

CIRCUIT BOARDS

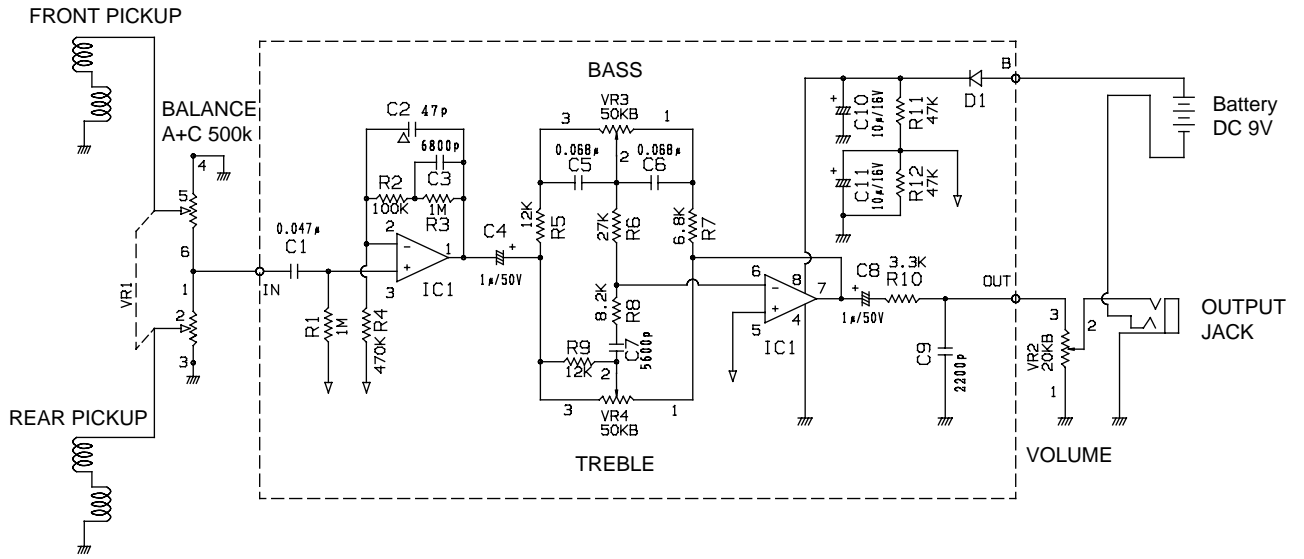


IC BLOCK DIAGRAM

- NJM4558D-Y (IG028400)
Dual Operational Amplifier

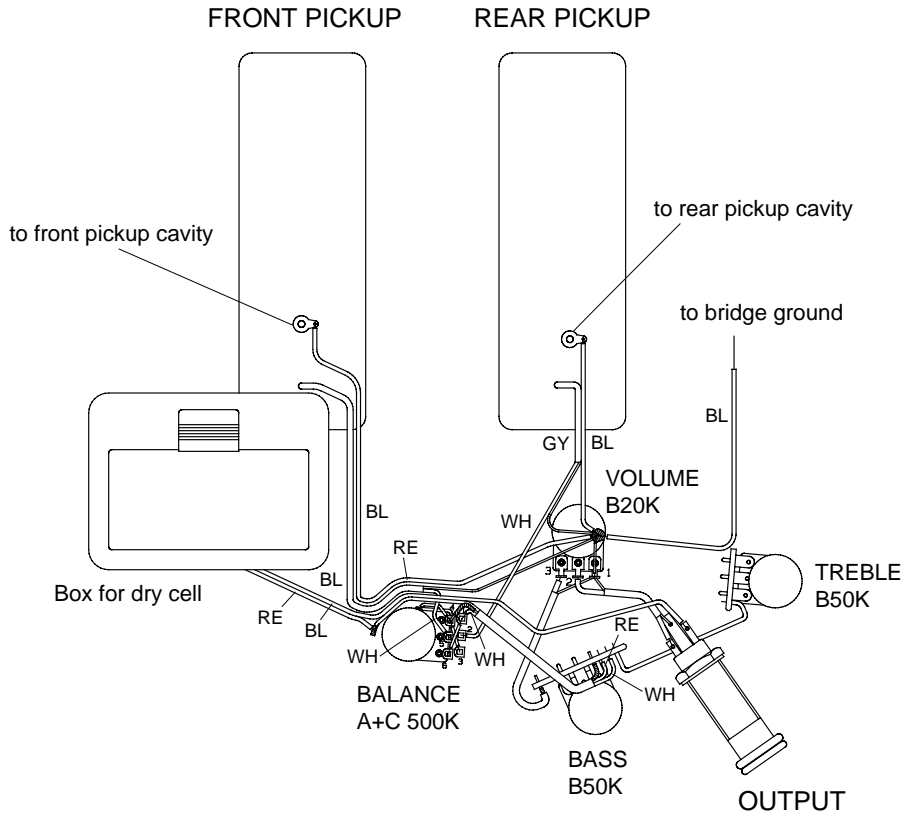


OVERALL CIRCUIT DIAGRAM



- Electrolytic capacitor
- Mylay capacitor
- Ceramic capacitor

WIRING



■ SPECIFICATIONS

● STANDARD SPECIFICATIONS

Scale Length	863.6mm
Body-Neck Construction	Bolt On
Length	1145.6mm
Width	327.3mm
Net Weight	4.0kg

● COLOR

Body	
SB	Sunburst
LPB	Lake Placid Blue
PSW	Peal Snow White
BL	Black

Neck	
SB	Sunburst
LPB	Lake Placid Blue
PSW	Peal Snow White
BL	Black

● BODY

Material	Alder
Body Depth	41.0mm

● FINGERBOARD

Material	Rosewood
Fingerboard Width	0-F 43.0mm, 12-F 65.0mm
No. of Frets	24

● NECK

Material	Maple
Neck Thickness	1-F 21.0mm, 12-F 24.4mm

● PARTS

Hardware	Gold Plated
Nut	Urea
Bridge	BRASS : Gold
Strings	K4050

● CONTROLS

Volume	B20k ohm x 1
Tone	B50k ohm x 2
Balance	A+C 500k ohm x 1

● PICKUPS

Front/Rear	Humbucking
Magnet	
Front/Rear	Ferrite