

©1976, 2010 SANRIO CO., LTD.

## Hello Kitty® Animated Mini Speaker



**USER'S MANUAL**  
**KT4024**

**Retain this instruction sheet for future reference**

# WELCOME

This Hello Kitty mini speaker can be connected to most music players. Extra play mode added so user can select a rhythmic head swing movement with music.

It is compatible to any music device with the appropriate size audio in/out jacks such as iPods® and MP3 players.

We have taken great care to make sure that your Mini Speaker was in perfect working order when it left our factory. It has been designed to give you many years of enjoyment and trouble free operation. Read this manual before operating this unit to become familiar with its features and obtain the performance that will bring you continued enjoyment for many years.

For future reference, record the serial number in the space provided.

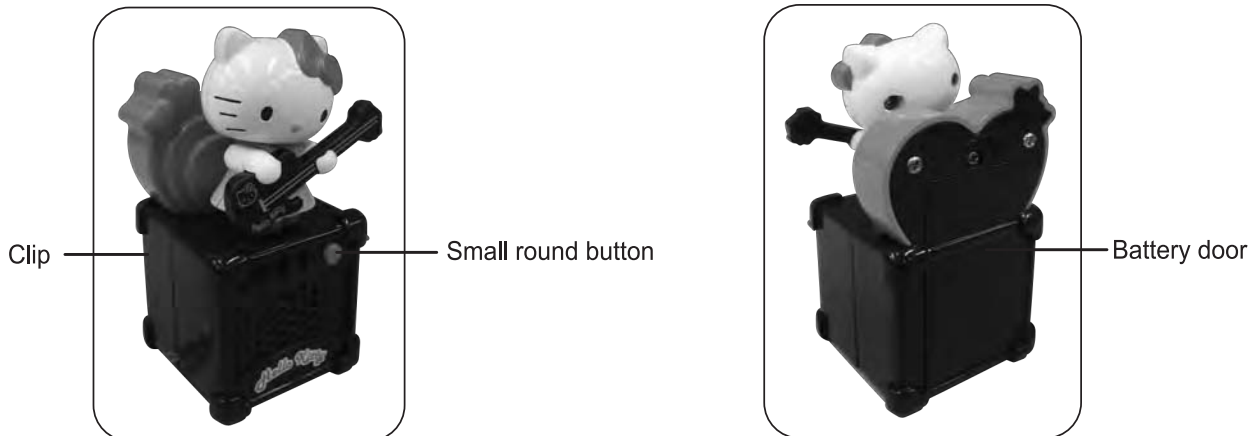
Model Number: KT4024

Serial Number: \_\_\_\_\_

## UNPACKING AND SET UP


- 1 Mini Speaker and 1 instruction manual are included in the package.
- Remove any descriptive labels or stickers on the front or top of the Mini Speaker. Do not remove any labels or stickers from the back or bottom of the cabinet.
- Note the serial number on the bottom of your mini speaker and write this number in the space provided above of this manual.
- Place your Mini Speaker on a level surface such as a table, desk or shelf, out of direct sunlight, and away from sources of excess heat, dirt, dust, moisture, humidity, or vibration.

## LOCATION OF CONTROLS



## POWER SOURCE & BATTERY INSTALLATION

This Animated Mini Speaker is designed to operate on 2 x 1.5V ('AAA', LR03, R03, MN2400, UM-4) batteries (Included). Do not attempt to operate the Mini Speaker on any other power source or you could cause damage to the unit.



1) Use screwdriver to open the battery door



USE TWO 1.5V BATTERIES

TYPE: ALKALINE

SIZE: AAA, LR03, R03, MN2400, UM-4


2) Insert 2 x AAA batteries into the compartment located at the back of the speaker as shown.


## WARNING

1. DO NOT MIX NEW AND OLD BATTERIES.
2. DO NOT MIX ALKALINE, CARBON ZINC OR RECHARGEABLE BATTERIES.
3. BATTERIES TO BE INSTALLED BY ADULT ONLY.
4. NON-RECHARGEABLE BATTERIES ARE NOT TO BE RE-CHARGED.
5. EXHAUSTED BATTERIES ARE TO BE REMOVED FROM THE TOYS.
6. THE SUPPLY TERMINALS ARE NOT TO BE SHORT-CIRCUITED.
7. BATTERIES ARE TO BE INSERTED WITH THE CORRECT POLARITY.
8. ONLY BATTERIES OF THE SAME OR EQUIVALENT TYPE AS RECOMMENDED ARE TO BE USED.
9. DO NOT DISPOSE OF THIS PRODUCT AND BATTERIES IN FIRE, BATTERIES MAY EXPLODE OR LEAK.
10. RECHARGEABLE BATTERIES MUST BE REMOVED FROM THE TOY BEFORE CHARGING WHEREVER POSSIBLE.
11. RECHARGEABLE BATTERIES SHOULD ONLY BE CHARGED UNDER ADULT SUPERVISION.
12. REMOVE ALL BATTERIES WHEN YOU DO NOT USE THE TOY FOR A LONG PERIOD.
13. LOW OR FLAT BATTERIES CAN CAUSE DETERIORATION IN THE SOUND QUALITY OF THIS PRODUCT. DISTORTED OR SLOW SOUND QUALITY CAN BE RESTORED BY REPLACING THE BATTERIES.
14. KEEP THE BATTERY PACK OUT OF THE REACH OF CHILDREN.

## HERE TO START




1) Mini speaker has a built-in melody. To play it, move the slide switch to "Melody"  position.




2) Press the small round button once and Hello Kitty will play the demo melody with unique rhythm motion.



3) Move the slide switch to ON position at the bottom of product.



4) Connect the mini speaker to your music player with the attached 3.5mm audio jack.



5) Turn the music player on, play the songs of your choice and enjoy Hello Kitty rocking or swinging with your music.



6) Press the small round button located in the front of the mini speaker once to stop the swing movement.

This device complies with Part 15 of the FCC Rules. Operation is subject to the following two conditions: (1) This device does not cause harmful interference, and (2) This device must accept any interference received, including interference that may cause undesired operation.

**WARNING:** Changes or modifications to this unit not expressly approved by the party responsible for compliance could void the user's authority to operate the equipment.

**NOTE:** This equipment has been tested and found to comply with the limits for a Class B Digital Device, pursuant to Part 15 of the FCC Rules. These limits are designed to provide reasonable protection against harmful interference in a residential installation. This equipment generates, uses and can radiate radio frequency energy and, if not installed and used in accordance with the instructions, may cause harmful interference to radio communications. However, there is no guarantee that interference will not occur in a particular installation. If this equipment does cause harmful interference to radio or television reception, which can be determined by turning the equipment off and on, the user is encouraged to try to correct the interference by one or more of the following measures:

- Reorient or relocate the receiving antenna.
- Increase the separation between the equipment and receiver.
- Connect the equipment into an outlet on a circuit different from that to which the receiver is connected.
- Consult the dealer or an experienced radio technician for help.

## **CLEANING INSTRUCTION:**

SURFACE CLEAN ONLY, DO NOT IMMERSE IN WATER OR PLACE IN DISWASHER

## **WARNING:**

CONTINUOUS USE AT FULL OUTPUT MIGHT DAMAGE HEARING

iPod® is a trademark of Apple Inc., registered in the U.S. and other countries.

## **90 DAY LIMITED WARRANTY AND SERVICE VALID IN THE U.S.A ONLY**

SPECTRA MERCHANDISING INTERNATIONAL, INC. warrants this unit to be free from defective materials or factory workmanship for a period of 90 days from the date of original customer purchase and provided the product is utilized within the U.S.A. This warranty is not assignable or transferable. Our obligation under this warranty is the repair or replacement of the defective unit or any part thereof, except batteries, when it is returned to the SPECTRA Service Department, accompanied by proof of the date of original consumer purchase, such as a duplicate copy of a sales receipt.

You must pay all shipping charges required to ship the product to SPECTRA for warranty service. If the product is repaired or replaced under warranty, the return charges will be at SPECTRA's expense. There are no other express warranties other than those stated herein.

This warranty is valid only in accordance with the conditions set forth below:

1. The warranty applies to the SPECTRA product only while:
  - a. It remains in the possession of the original purchaser and proof of purchase is demonstrated.
  - b. It has not been subjected to accident, misuse, abuse, improper service, usage outside the descriptions and warnings covered within the user manual or non-SPECTRA approved modifications.
  - c. Claims are made within the warranty period.
2. This warranty does not cover damage or equipment failure caused by electrical wiring not in compliance with electrical codes or SPECTRA user manual specifications, or failure to provide reasonable care and necessary maintenance as outlined in the user manual.
3. Warranty of all SPECTRA products applies to residential use only and is void when products are used in a nonresidential environment or installed outside the United States.

This warranty gives you specific legal rights, and you may also have other rights which vary from state to state. TO OBTAIN SERVICE please remove all batteries (if any) and pack the unit carefully and send it freight prepaid to SPECTRA at the address shown below. IF THE UNIT IS RETURNED WITHIN THE WARRANTY PERIOD shown above, please include a proof of purchase (dated cash register receipt) so that we may establish your eligibility for warranty service and repair of the unit without cost. Also include a note with a description explaining how the unit is defective. A customer service representative may need to contact you regarding the status of your repair, so please include your name, address, phone number and email address to expedite the process.

IF THE UNIT IS OUTSIDE THE WARRANTY PERIOD, please include a check for \$8.00 to cover the cost of repair, handling and return postage. All out of warranty returns must be sent prepaid.

It is recommended that you contact SPECTRA first at 1-800-777-5331 or by email at [custserv@spectraintl.com](mailto:custserv@spectraintl.com) for updated information on the unit requiring service. In some cases the model you have may be discontinued, and SPECTRA reserves the right to offer alternative options for repair or replacement.

SPECTRA MERCHANDISING INTERNATIONAL, INC.  
4230 North Normandy Avenue,  
Chicago, IL60634, USA.  
1-800-777-5331

To register your product, visit the link below to enter your information.  
<http://www.spectraintl.com/wform.htm>