



WD SPEAKER STANDS

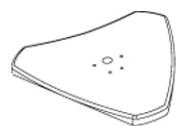


For assistance or more information on other great products from OmniMount Systems, Inc.
contact us at:
OmniMount Systems, Inc.
8201 S. 48th St.
Phoenix, AZ 85044-5302
1-800-MOUNT-IT!
fax: 480-756-9000

© 2002 OmniMount Systems, Inc. All rights reserved. OmniMount is a registered trademark of OmniMount Systems, Inc.

Assembly Instructions for WD Series Speaker Stand

Parts List



2 - Base. (a)



6 - Steel isolation spikes and adjustment nut. (b)



c



4 - Post. (c)

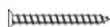
d



2 - Cable management cover. (d)



2 - Top plates. (e)



8 - Wood screws. (f)

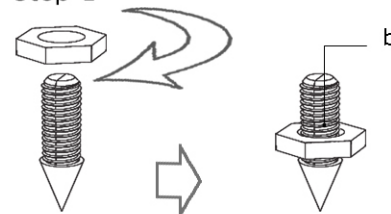


8 - Hook and loop pad

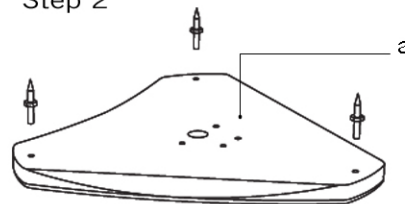


8 - Adhesive mounting foam. (g)

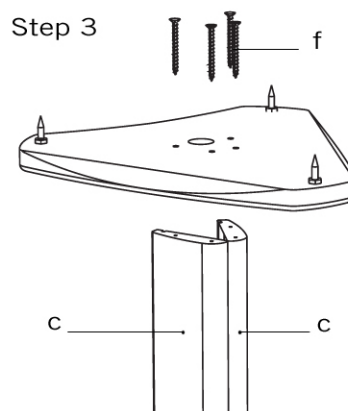
Step 1



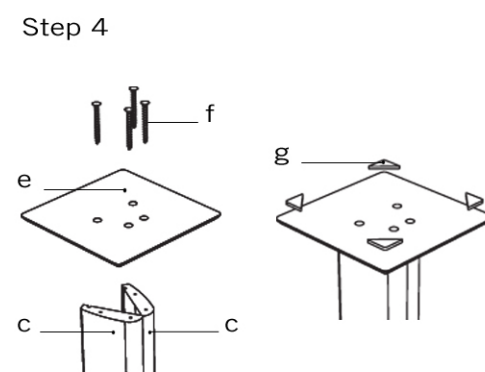
Step 2



Step 3



Step 4



Step 5

