

Intercom System

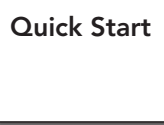
Start Here

See User's Guide for detailed instructions.

Package contents



Stations (3)

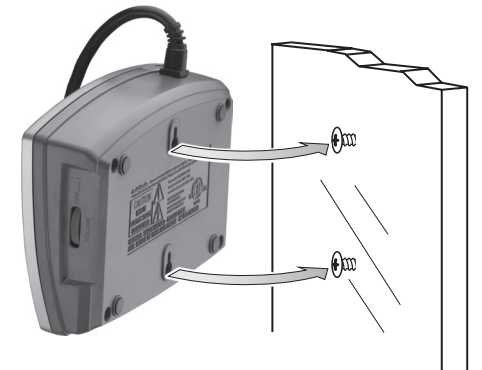


① Set up

Connect to power.



Mount on the wall.



② Communicate

1. Set channel.

3. Call station(s) with the same channel.



2. Turn on and adjust volume.

4. Hold down to speak; release to listen.

5. Reset to the original channel after talking.

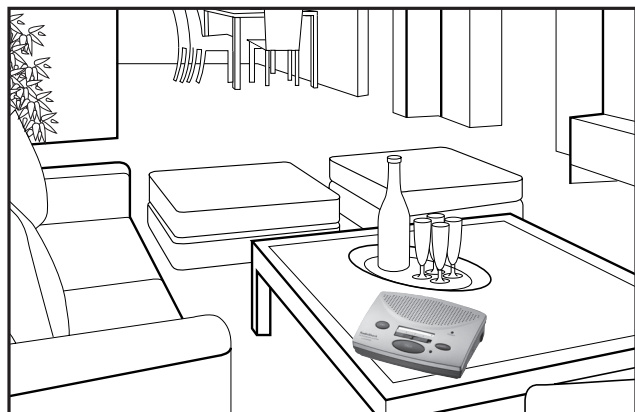
③ Monitor

1. Set two stations to the same channel


3. Press **LOCK** on the monitored station.




2. Turn on and adjust volume.



Channel A



Channel B



Channel C