




## 36" JUNIOR GUITAR w/BUILT-IN AMP MODEL H7580/H7581 INSTRUCTION SHEET



**Figure 1.** Model H7580/H7581 controls.

- A. TONE:** This knob adjusts treble and bass levels in the built-in speaker and headphones.
- B. POWER SWITCH:** This switch turns the built-in amplifier **ON** and **OFF**.
- C. VOLUME:** This knob controls the volume of the built-in speaker and headphones.
- D. HEADPHONE JACK:** For connection to headphones using a mini-jack plug. The built-in speaker is disabled when headphones are plugged in.
- E. AC/DC JACK:** For connecting the guitar to a 110V wall outlet using the included AC/DC adapter. The adapter powers the built-in amp.
- F. OUTPUT JACK:** For connection to an external amplifier or a powered audio device using 1/4" instrument cable.

### Basic Guitar Care

Use a clean, lint-free cotton cloth to wipe your guitar on a regular basis. Never use paper towels.

If you plan to store the guitar for several months, remove the battery (**Figure 2**), loosen the strings a little, and store in a place where the guitar will not experience temperature or humidity extremes.

Visit [www.grizzly.com](http://www.grizzly.com) for guitar accessories or see our current catalog.



**Figure 2.** Location for installing 9V battery (not included) on back of the guitar.

# H7580/H7581 Parts Breakdown and List




Figure 3. Boxed components.

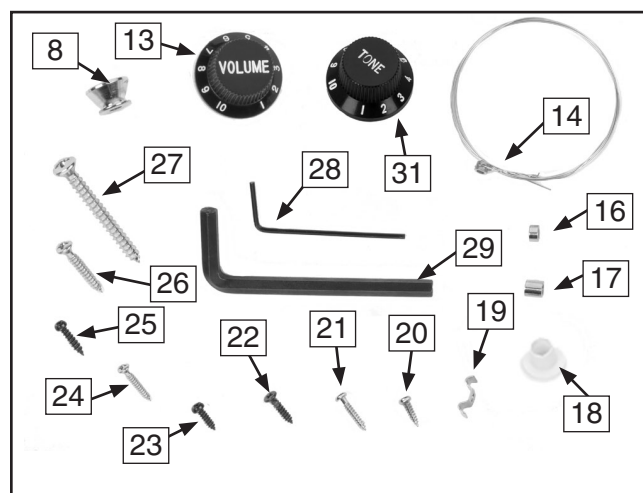


Figure 5. More guitar parts.




Figure 4. Guitar parts.

## ! WARNING

Children may climb into plastic bags and suffocate. Keep all plastic bags included in packaging out of the reach of children.

REF	PART #	DESCRIPTION
1	PH7580001	Neck
2	PH7580002	Guitar Body-Red (H7580)
2	PH7581002	Guitar Body-Green (H7581)
3	PH7580003	Pickup-Single Coil
4	PH7580004	Bridge
5	PH7580005	Speaker Cover
6	PH7580006	Circuit Board Cover
7	PH7580007	Circuit Board
8	PH7580008	Strap Buttons
9	PH7580009	Battery Case
10	PH7580010	Speaker Mesh Cover
11	PH7580011	Speaker
12	PH7580012	Neckplate
13	PH7580013	Volume Knob
14	PH7580014	Strings
15	PH7580015	Tuning Head Plate
16	PH7580016	Bushing 3/32" x 3/16" x 3/32"
17	PH7580017	Bushing 3/32" x 3/16" x 6/32"
18	PH7580018	Plastic Bushings

REF	PART #	DESCRIPTION
19	PH7580019	String Retainers
20	PH7580020	Silver Screw #2 x 3/8"
21	PH7580021	Silver Screw #2 x 1/2"
22	PH7580022	Black Screw #2 x 1/4"
23	PH7580023	Black Screw #3 x 3/8"
24	PH7580024	Silver Screw #3 x 1/2"
25	PH7580025	Black Screw #3 x 3/4"
26	PH7580026	Silver Screw #4 x 3/4"
27	PH7580027	Silver Screw #7 x 1-3/4"
28	PAW01.5M	Hex Wrench 1.5MM
29	PAW05M	Hex Wrench 5MM
30	PH7580030	AC/DC Adapter 300mA
31	PH7580031	Tone Knob
32	PH7580032	Jack Plate
33	PH7580033	AC/DC Adapter Jack
34	PH7580034	Tone Control
35	PH7580035	Volume Control
36	PH7580036	Headphone Jack
37	PH7580037	Output Jack

COPYRIGHT © AUGUST, 2005 BY GRIZZLY INDUSTRIAL, INC.  
**WARNING: NO PORTION OF THIS MANUAL MAY BE REPRODUCED IN ANY SHAPE OR FORM WITHOUT THE WRITTEN APPROVAL OF GRIZZLY INDUSTRIAL, INC.**  
 #BL7090 PRINTED IN CHINA