

PACKAGE CONTENTS

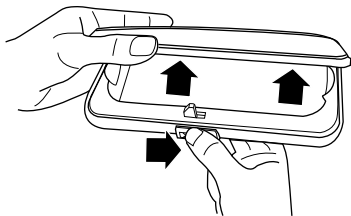
- Vault case
- *Quick Setup Guide*

FEATURES

- Protects your 3DS or 3DS XL from damage
- Holds your games, SD cards, and stylus
- Easy to install and remove

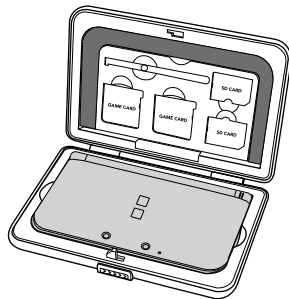
INSERTING YOUR 3DS OR 3DS XL

- 1 Slide the latch, then lift the cover to open the case.



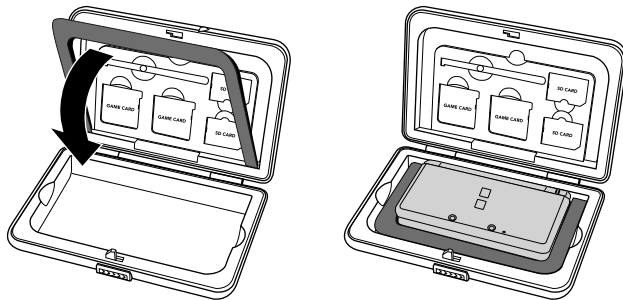
Before using your new product, please read these instructions to prevent any damage.

- 2 If you have a 3DS XL, insert it into the case as shown below.



OR

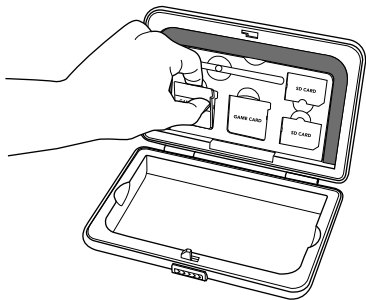
- If you have a 3DS, move the padding in the lid to the bottom of the case, then insert your 3DS as shown below.



- 3 Close the lid until you hear a click.

STORING YOUR GAMES AND ACCESSORIES

- Gently push your games, SD cards, and stylus into the slots until you hear a click.



ONE-YEAR LIMITED WARRANTY

Visit www.insigniaproducts.com for details.

CONTACT INSIGNIA:

For customer service, call 1-877-467-4289 (U.S. and Canada)
www.insigniaproducts.com

INSIGNIA is a trademark of Best Buy and its affiliated companies.
Registered in some countries.
Distributed by Best Buy Purchasing, LLC
7601 Penn Ave South, Richfield, MN 55423 U.S.A.
©2014 Best Buy. All rights reserved.
Made in China