

ONE FOR ALL 1

English

Instructions manual P. 2

Deutsch

Français

Español

Português

Italiano

Nederlands



URC-7710

Universal remote

Universal Fernbedienung

Télécommande universelle

Mando a Distancia Universal

Telecomando Universal

Telecomando Universale

Universele Afstandsbediening

PICTURES OF THE ONE FOR ALL 1 REMOTE	3
BATTERIES	4
THE KEYPAD	4

INSTALLATION

SETTING UP THE ONE FOR ALL 1	Page 6
(How to set up the ONE FOR ALL 1 to control your television)	
• Direct code set up	6
• Search Method	7
SET UP CODES	
Televisions	10

CODE BLINK OUT	8
(To find out which code is currently programmed)	
QUICK CODE REFERENCE	8
COLOUR AND BRIGHTNESS	9
TROUBLE-SHOOTING	
Problem & Solution	9

About Your ONE FOR ALL 1

Congratulations on your purchase of the ONE FOR ALL 1 Universal Remote Control. By choosing the ONE FOR ALL 1 remote you have opted for the User Friendly remote control solution. Made according to the highest quality, the ONE FOR ALL 1 will provide you with long-term satisfaction. Please read these enclosed instructions carefully before putting your ONE FOR ALL 1 to use.

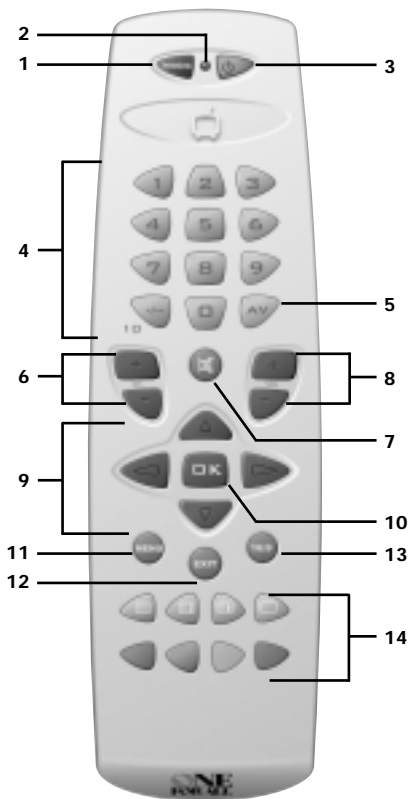
Your ONE FOR ALL 1 Remote Package contains:

- Your ONE FOR ALL 1 Remote
- Your ONE FOR ALL 1 Manual

Your Manual is divided into two parts: the set-up instructions and the device codes.

PLEASE DO NOT DISCARD THIS MANUAL AS YOU MAY NEED IT AGAIN IN THE FUTURE!

Your ONE FOR ALL 1 can operate a Television.



Batteries

Your ONE FOR ALL 1 Remote needs 2 new "AA/LR6" Alkaline batteries.

- 1 Push the battery door upwards and lift it up to remove it.
- 2 Match the batteries to the (+) and (-) marks inside the battery case, then insert the batteries.
- 3 Replace the battery cover by pushing downwards and allowing it to click back into position.

-
- In order to avoid having to re-program your ONE FOR ALL 1 after you remove the batteries, you will need to insert new batteries within 5 minutes. Also it is recommended that you do not use rechargeable batteries.
 - On the inside of the battery compartment door you will find a label on which to write your Set-Up Codes for future reference. This you will do after setting up your ONE FOR ALL 1 remote for your devices.
-

The Keypad

Please refer to the picture of the ONE FOR ALL 1 Remote Control on Page 3.

- 1 **Magic Key:**
The Magic key is used to set-up your ONE FOR ALL 1 Remote Control and to access special functions.
- 2 **LED:**
During the use of your ONE FOR ALL 1, the LED will light up red.
- 3 **Power Key:**
The Power key controls the same function as it did on your original remote.
- 4 **Number Keys:**
The Number keys (0-9, -/--(10)) provide the functions just like your original remote, such as the direct access to program/channel selection. If your original remote uses a 10 key, this function can be found by pressing the -/-- key.
- 5 **AV**
The AV key operates the same function it did on your original remote control.
- 6 **Channel Up / Down Control:**
These keys control the same functions as your original remote control.
- 7 **Mute Key:**
The Mute key operates the same function it did on your original remote.
- 8 **Volume Up / Down Control:**
These keys operate just as those on your original remote.
- 9 **Directional Keys**
If available on your original remote, these keys will allow you to navigate through the menu of your device.
- 10 **OK key**
If your original remote control required that you press an "OK" or "ENTER" key during Menu operation, this key can be used for this function.

The Keypad

11 Menu Key:

Controls the same function as it did on your original remote control.

12 Exit Key:

The Exit key will exit the Menu.

13 16:9 key

This key allows you to access the wide screen (16:9) view option of your television (if available on your original remote).

14 Teletext Functions:

These keys are used to operate the main Teletext functions.



TEXT ON: Puts your television in the teletext mode.



HOLD/STOP: Stops the television changing text pages.



EXPAND: Shows the top half of the teletext page in larger letters. By pressing again, you can see the bottom half of the teletext page enlarged. To return to the regular teletext viewing, press the Expand key again, or press the Text key, depending on your television.



TEXT OFF: Switches the television back to regular viewing mode. On some televisions, this may be done by pressing the TEXT key several times.

When accessing the text mode, the keys marked **red, green, yellow** and **blue**, allow you to access the Fastext functions of your television. **If on your original remote control these keys are used for Menu navigation, the ONE FOR ALL Fastext keys may operate in the same way.**





-
- For a more detailed explanation of the Teletext and Fastext functions, please refer to the manual of your television. Remember, different televisions control Teletext and Fastext in different ways. Not all Teletext functions may be available for your particular model.
-

Setting up the ONE FOR ALL 1

(How to set-up the ONE FOR ALL 1 to control your television)

Direct code set-up

To set up the ONE FOR ALL 1 for your television:

- 1. Make sure your device (television) you wish to operate is switched on** (not in standby).
- **2. Find the code for your device in the Code List (page 10 - 14).** The device codes are listed per brand name. Also the most popular code for each brand is listed first. **If your brand is not listed at all, try the Search Method on page 7.**
- **3. Press and hold down MAGIC** until the red light blinks twice (the red light will blink once then twice).
- **4. Enter your four-digit device code** using the number keys. The red light will blink twice.
- **5. Now aim the ONE FOR ALL 1 remote at your device (television) and press POWER.** If your device switched off, the ONE FOR ALL 1 is ready to operate your device.

-
- Most TV's do not switch back on pressing the POWER key, please try pressing a "number" key or the "TV-text off" key to switch your TV back on.
 - If your device does not respond, follow steps 1 through 5 with each code listed for your brand. If none of the codes listed for your brand operate your device, then try the Search Method described on page 7, even if your brand is not listed at all.
 - Some codes are quite similar. If your device does not respond or is not functioning properly with one of the codes, try another code listed under your brand.
 - **Write your device code in the applicable four digit boxes provided in the battery compartment and on page 8 for future reference.**
-

Setting up the ONE FOR ALL 1





Search method

--> If your device does not respond to the ONE FOR ALL 1 after you have tried all the codes listed for your brand.


--> If your brand is not listed at all.

The Search Method allows you to scan through all the codes contained in the memory of the ONE FOR ALL 1.

To search for your television code:

1. Switch your television on (not in standby).
2.  Press and hold down **MAGIC** until the ONE FOR ALL 1 red light blinks twice (the red light will blink once then twice).
3.  Press **9 9 1**. The red light will blink twice.
4.  Next, press **POWER**.
5. 
CH Aim the ONE FOR ALL 1 at your Television. Now press **CH+** over and over, until your Television turns off (every time you press the CH+ key the ONE FOR ALL 1 will send out a POWER signal from the next code contained in the memory). **You may have to press this key many times (up to 150 times) so please be patient.**

If you skip past a code, you can go to the previous code(s) by pressing the CH- key. Remember to keep pointing the ONE FOR ALL 1 at your Television while pressing this key.

6.  As soon as your television turns off, press **MAGIC** to store the code.







-
- Most TV's do not switch on pressing the POWER key. Please try pressing a "number" key or the "TV-text off" key to switch your TV back on.
 - If you cannot control your Television properly, please continue the Search Method, you may be using the wrong Code.
-

Code blink out

(To find out which code is currently programmed)

Once you have Set-Up your ONE FOR ALL 1, you can blink back your Set-up Code for future reference.

To blink out your television code:

-  Press and hold down **MAGIC** until the ONE FOR ALL 1 red light blinks twice (the red light will blink once then twice).
-  Press **9 9 0**. The red light will blink twice.
-  For the first digit of your four-digit code, press **1** and count all the red blinks. If there are no blinks, the digit is „0“.
-  For the second digit of your four-digit code, press **2** and count all the red blinks. If there are no blinks, the digit is „0“.
-  For the third digit of your four-digit code, press **3** and count all the red blinks. If there are no blinks, the digit is „0“.
-  For the fourth digit of your four-digit code, press **4** and count all the red blinks. If there are no blinks, the digit is „0“.

Now you have your four-digit code.

Quick Code Reference

Make sure you write down the code for your television in the boxes below and in the battery compartment for future easy reference.

1

.....

--	--	--	--

Colour and Brightness

Depending on the functions of your original remote control, the ONE FOR ALL 1 may operate the colour and brightness settings of your television.

Colour (+) = Press and release **MAGIC** then hold **Volume (+)**
Colour (-) = Press and release **MAGIC** then hold **Volume (-)**

Brightness (+) = Press and release **MAGIC** then hold **Channel (+)**
Brightness (-) = Press and release **MAGIC** then hold **Channel (-)**

Trouble Shooting

Problem & Solution

Problem:	Solution:
Your brand is not listed in the code section?	Try the search method on page 7.
The ONE FOR ALL 1 does not operate your device(s)?	A) Try all the codes listed for your brand. B) Try the search method on page 7.
The ONE FOR ALL 1 is not performing commands properly?	You may be using the wrong code. Try repeating the Direct Set-Up using another code listed under your brand or start the search method over again to locate the proper code.
Problems changing channels?	Enter the program number exactly as you would on your original remote.
The ONE FOR ALL 1 does not respond after pressing a key?	Make sure you are using new batteries and are aiming the ONE FOR ALL 1 at your device.
The red light (LED) does not blink when you press a key?	Replace batteries with 2 fresh, new "AA/LR6" alkaline batteries.

Televisions

Fernseher

Téléviseurs

Televisores

Televisões

Televisori

Televisies

A.R. Systems	0037	0556							
Accent	0037	0556							
Accuphase	0556	1909							
Acec	0012								
Adcom	0625								
Admiral	0093	0418	0087	0163	0264				
Adyson	0217	0216							
AEA	0037	0556							
Agashi	0216	0264	0217						
AGB	0516								
Agef	0087								
Aiko	0009	0037	0556	0216	0371	0035	0433		
	0072	0361	0191	0264	0217				
Aim	0037	0072	0412	0556					
Aiwa	0701								
Akai	0361	0208	0371	0037	0433	0191	0035		
	0009	0072	0218	0714	0163	0516	0715		
	0602	0556	0548	0581	0480	0217	0631		
	0216	0264	0178	0377	0606	1037			
Akiba	0218	0282	0455	0037	0556	0294			
Akito	0037	0556							
Akura	0037	0556	0668	0412	0493	0009	0218		
	0282	0264							
Alaron	0216								
Alba	0009	0418	0370	0235	0371	0668	0037		
	0556	1037	0355	0218	0216	0247	0163		
	0487	0581	0036	0579					
Alkos	0035								
Allorgan	0206	0294	0217						
Allstar	0037	0556							
Ambassador	0177								
Amplivision	0217	0370	0320						
Amstrad	0177	0009	0516	0264	0371	0218	0037		
	0556	0433	0412	1037	0648	0581			
Anam	0037	0556	0009						
Anam									
National	0037	0556	0650						
Anglo	0009	0264							
Anitech	0009	0264	0037	0556	0282	0102			
Ansonic	0370	0037	0556	0009	0668	0374	0163		
	0292	0102	0411	0259	0247	0012	0104		
Apollo	0473								
Arc en Ciel	0109								
Arcam	0216	0217							
Ardem	0486	0714	0037	0556					
Aristona	0556	0037	0012						
Arthur Martin	0163								
ASA	0105	0346	0104	0087					
Asberg	0037	0556	0102						
Asora	0009								
Astra	0037	0556							
Asuka	0218	0217	0216	0264	0282				
Atlantic	0037	0556	0216	0206	0320	0259			
Atori	0009								
Auchan	0163								
Audiosonic	0009	0037	0374	0556	0109	0714	0715		
	0217	0370	0337	0264	0218	0486			
Audioton	0217	0486	0370	0264					
Autovox	0087	0206	0349	0217	0247				
AWA	0011	0036	0009	0157	0374	0412	0037		
	0556	0216	0606	0217	0108	0264			
Axxent	0009								
Axxon	0714								
Baird	0109	0193	0343	0190	0072	0073	0217		
	0208								
Bang & Olufsen	0565	0087							
Barco	0380	0163							
Basic Line	0374	0037	0163	0668	0556	0009	0218		
	0282	0217	0455						

Bastide	0217								
Baur	0195	0512	0037	0556	0191	0361	0349		
	1505								
Bazin	0217								
Beaumarck	0178								
Beko	0486	0035	0714	0370	0037	0556	0606		
	0715								
Beon	0037	0556	0418						
Berthen	0668								
Best	0337	0370							
Bestar	0037	0556	0370	0374					
Bestar-									
Daewoo	0374								
Binatone	0217								
Black									
Diamond	1037	0556							
Black Panther	0102								
Black Star	0247								
Blacktron	0282								
Blackway	0282	0218							
Blaupunkt	0191	0195	0455	0170					
Blue Sky	0037	0714	1037	0487	0668	0715	1909		
	0556	0218	0282	0455					
Blue Star	0282								
Bondstec	0247								
Boots	0217	0009							
Bosch	0320								
BPL	0037	0556	0282						
Brandt	0625	0109	0287	0335	0471	0343			
Brandt									
Electronique	0287	0335							
Brinkmann	0037	0556	0668	0519	0418	0486			
Brionvega	0037	0556	0087						
Britannia	0216	0217							
Brother	0264								
Bruns	0087								
BSR	0163	0294	0361						
BTC	0218								
Bush	0668	0218	0163	0349	0009	0036	0037		
	0371	0235	0282	0355	0374	0519	0264		
	0361	1037	0487	0208	0217	0698	0581		
	0294	0556	0714						
Canton	0218								
Capsonic	0264								
Carad	0610	0037	0556	0668					
Carena	0455	0037	0556						
Carrefour	0036	0037	0556						
Carver	0170								
Cascade	0009	0037	0556						
Casio	0037	0556	0163	0349					
Cathay	0037	0556							
CCE	0037	0556	0217						
Centrum	1037								
Centurion	0037	0556							
Century	0087	0247	0238						
CGE	0418	0247	0370	0163					
Cimline	0009	0235	0218						
City	0009								
Clarivox	0418	0037	0556	0102					
Clatronic	0037	0370	0371	0714	0218	0264	0556		
	0217	0247	0009	0102	0320	0579	0648		
Clayton	1037								
CMS	0216								
CMS hightec	0217								
Concorde	0009								
Condor	0320	0037	0556	0370	0216	0009	0282		
	0102	0247	0418	0411	0163	0264			
Conrad	0037	0556							
Contec	0216	0009	0157	0011	0036	0264	0037		
	0556								
Continental									
Edison	0109	0287	0487						
Cosmel	0009	0337	0037	0556					
Crosley	0087	0247	0163						
Crown	0009	0370	0486	0037	0556	0487	0714		
	0606	0715	0418	0579	0208	0339			
CS Electronics	0216	0218	0247						
CTC	0247								
Curtis Mathes	0093	0166							
Cybertron	0218								
D-Vision	0037	0556							
Daewoo	0634	0374	1909	0499	0037	0556	0009		
	0216	0218	0217	1137					
Dainichi	0218	0216							
Dansai	0037	0556	0264	0035	0216	0009	0036		
	0217								
Dansette	0412								
Dantax	0370	0486	0714	0606	0715				
Datsura	0208								

TM

TM

Dawa 0037 0556
 Daytron 0009 0374 0037 0556
 de Graaf 0208 0044 0163 0548
 Decca 0072 0516 0037 0556 0217 1137
 Deltron 0037 0556 0374 0218
 Denko 0264
 Denver 0037 0556 0606
 DER 0193 0190
 Desmet 0320 0037 0556 0009 0087
 Diamant 0037 0556
 Diamond 0264 0698 0696
 Digatron 0037 0556
 Digiline 0037 0556
 Digitor 0037 0556
 Digivision 0361
 DiK 0037 0556
 Dixi 0009 0037 0556 0247 0217 0087
 Domeos 0668
 Doric 0349
 DTS 0009
 Dual 0349 0217 0343 0519 0037 0556 0259
 0163
 Dumont 0087 0104 0102 0217 0072
 Dunai 0163
 Dux 0037 0556 0012
 Dynatron 0037 0556 0012
 E-Elite 0218
 Edison-
 Minerva 0487
 Elbe 0435 0238 0259 0292 0370 0163 0037
 0556 0218 0191 0411 0610 0217 0516
 0361
 Elbe-Sharp 0516
 Elicit 0087 0247 0516 0102 0163
 Elekta 0009 0037 0556 0264 0282
 ELG 0037 0556
 Elin 0216 0037 0556 0105 0104 0548 0361
 0349 0163 0009
 Elite 0218 0037 0556 0320
 Elman 0102
 Elta 0009 0264 0216
 Emco 0247
 Emerson 0177 0178 0087 0247 0037 0556 0371
 0282 0320 0361 1909 0486 0370 0163
 0321
 Emperor 0282
 Enzer 0696
 Erres 0037 0556 0012
 ESC 0037 0556 0217
 Estèle 0163
 Etron 0037 0556 0009 0163
 Eurofeel 0264 0217
 Euroman 0216 0264 0037 0556 0217 0370
 Europa 0037 0556
 Europhon 0037 0516 0102 0163 0217 0556 0247
 0216
 Excel 0037 0556
 Expert 0206 0259 0163
 Exquisit 0037 0556 0247
 Fagor 0037 0556
 Family Life 0037 0556
 Fenner 0374 0009
 Ferguson 0073 0625 0287 0190 0335 0238 0193
 0109 0560 0037 0556 0035 0343 0104
 0108 0361 0471
 Fidelity 0163 0512 0037 0556 0371 0412 0193
 0216 0264
 Filsai 0217
 Finlandia 0208 0346 0548 0361 0163 0072 0287
 0343 0045
 Finlux 0105 0104 0037 0556 0714 0346 0217
 0072 0163 0516 0715 0087 0102 0411
 0631 0492 0480 0473 0418 0606
 Firstline 0037 0556 0374 0668 0714 0163 0009
 0294 0321 0216 0247 1909 0102 0217
 0411 0349 0238 0072 0235 0208 0361
 Fisher 0104 0217 0036 0208 0370 0045 0087
 0157 0361 0163 0349 0072
 Flint 0037 0556 0610 0072 0218 0455 0264
 FNR 0102
 Forgestone 0193
 Formenti 0163 0037 0556 0486 0216 0087 0320
 Formenti-
 Phoenix 0216 0320
 Fortress 0093 0087
 Fraba 0037 0556 0370
 Friac 0009 0037 0556 0102 0370 0499 0655
 Frontech 0247 0264 0349 0217 0009 0163
 Fujitsu 0206 0072 0102 0217 0163 0009 0037

0556 0361 0259
 Fujitsu
 General 0009 0217 0206 0163
 Funai 0668 0264 0294 0412
 Future 0037 0556
 Galaxi 0102 0037 0556 0361 0163
 Galaxis 0370 0418 0037 0102 0556
 Galeria 0009
 GBC 0163 0009 0374 0218
 GE 0343 0178 0282 0560 0287 0109 0335
 Geant Casino 0163
 GEC 0163 0361 0349 0037 0516 0556 0072
 0217
 Geloso 0247 0009 0163 0374
 General
 General
 Electric 0343 0287
 General
 Technic 0009
 Genesis 0009
 Genexxa 0218 0037 0556 0412 0493 0163 0009
 Giant 0217
 Goldfunk 0668
 Goldhand 0216
 Goldline 0337
 GoldStar 0037 0009 0370 0377 0217 0178 0247
 0216 0556 0163 0361 0109 0606 0044
 0487
 Gooding
 Goodmans 0634 0374 0037 0499 0556 1037 0668
 1909 0036 0264 0072 0516 0009 0487
 0371 0343 0235 0035 0480 0560 0217
 0335 0218
 Gorenje 0370
 GPM 0218
 Gradiente 0170 0037 0556
 Graetz 0361 0371 0163 0037 0339 0556
 Gran Prix 0648
 Granada 0037 0556 0226 0356 0012 0045 0072
 0108 0208 0217 0036 0339 0516 0473
 0335 0560 0163 0225 0343 0548
 Grandin 0037 0556 0009 0163 0610 0714 0715
 0668 0374 0320 0282 0218 0455 0579
 0102 0217 0163
 Gronic 0195 0191 0487 0037 0556 0587 0009
 Grundig 0036 0443 0370
 Haier 0698 0264
 Halifax 0264 0216 0217
 Hampton 0216 0217
 Hanimex 0294 0218
 Hanseatic 0037 0556 0499 0519 0349 0163 0361
 0292 0282 0320 0634 0370 0009 0294
 0217 0087 0377
 Hantarex 0009 0037 0556 0102 0516
 Hantor 0037 0556
 Harwood 0009 0412 0037 0556
 Hauppauge 0037 0556
 HCM 0009 0412 0037 0556 0217 0218 0418
 0282 0264
 Hedzon 0556 0037
 Hema 0217 0009
 Hemmermann 0349
 Hifivox 0109
 Higashi 0216
 Highline 0264 0037 0556
 Hikona 0218
 Hinari 0208 0037 0556 0009 0218 0036 0163
 0355 0443 0487 0235 0294 0264
 Hisawa 0282 0218 0455 0610
 Hit 0087
 Hitachi 0225 1225 0349 0036 0356 0044 0108
 0473 0163 0343 0578 0217 0194 0516
 0072 0481 0499 0037 0556 0109 0548
 0719 0634 0178 1137 0105 0492 0361
 0512 0480
 Hitachi Fujian 0108 0225
 Hitsu 0009 0455 0218 0610
 HMV 0087
 Hornophone 0037 0556 0012
 Hoshai 0218 0455
 Huanyu 0374 0216
 Hygashi 0217 0216
 Hyper 0009 0216 0217 0247
 Hypersonic 0361
 Hypson 0037 0556 0714 0715 0264 0217 0282
 0455 0238
 Hyundai 0037 0556
 Iberia 0037 0556
 ICE 0264 0037 0371 0009 0556 0218 0217
 0216

Ices 0218 0216
Icos 0012
Ict 0037 1137 0556
Imperial 0037 0163 0370 0556 0411 0361 0349
0418 0247
Indiana 0037 0556
Ingelen 0487 0610 0714 0163 0361
Ingersoll 0009
Inno Hit 0009 0072 0037 0556 0218 0217 0516
0247 0102 0282
Innovation 0519 0037 0556
Interactive 0037 0556 0012 0087 0512 0163 0361
0370 0109
Interbuy 0009 0037 0264 0247 0512 0556
Interfunk 0037 0556 0012 0087 0512 0163 0361
0370 0109 0349 0247
Internal 0037 0556 0499 0374 1909
International 0216
Intervision 0282 0217 0455 0037 0371 0377 0519
0486 0370 0487 0218 0102 0163 0264
0247 0009 0556
Irradio 0009 0037 0556 0218 0247 0371
Isukai 0218 0037 0556 0282 0455
ITC 0217 0320
ITS 0037 0371 0218 0282 0264 0216 0009
0556
ITT 0163 0480 0349 0361 0473 0548 0193
0346 0339 0208 0610
ITT Nokia 0361 0548 0163 0473 0480 0349 0346
0208 0339 0606 0610 0631
0264 0037 0556 0247 0374
ITV
Jean 0036
JEC 0035
JMB 0037 0499 0634 0374 0556 0443
Jocel 0712
Jubilee 0556
JVC 0653 0190 0036 0193 0371 0218 0606
0418
Kaisui 0218 0282 0037 0556 0216 0455 0217
0009
Kamp 0216
Kapsch 0163 0361 0206 0259 0104
Karcher 0037 0556 0370 0610 0163 0282 0102
0264
Kathrein 0556 0037
Kawa 0371
Kawasho 0216
KB Aristocrat 0163
Kendo 0610 0037 0556 0163 0519 0512 0370
0377 0411 0102 0235 0247
Kennedy 0163 0206 0435
Kenwood 0105
Kingsley 0216
Kiton 0556 0037
Kneissel 0037 0370 0610 0411 0374 0499 0556
0435 0259 0292 0238
Kolster 0037 0556 0102 0349
Konka 0037 0556 0371 0714 0418 0218
Kontakt 0487
Korpel 0037 0556
Korting 0087 0370 0320
Kosmos 0037 0556
Kotron 0412 0264
Koyoda 0009
Kraking 0238
Kriesler 0012
KTV 0217
Kuba 0349 0163
Kuba
Electronic 0349 0163
Kyoshu 0412 0418 0264
Kyoto 0163 0216 0217
LaSAT 0486 0370
Leader 0009
Lecson 0037 0556
Lemair 0411
Lenco 0037 0009 0163 0374 0556 0104
Lenoir 0009
Lesa 0247
Levis Austria 0037 0556
Leyco 0264 0072 0037 0556 0294 0579
LG 0037 0370 0009 0377 0217 0556 0714
0247 0216 0163 0178 0361 0606 0109
Liesenk & Tter 0037 0556
Liesenkotter 0037 0012 0556
Lifetec 0037 0009 0519 0374 0668 0512 0655
1037 1137 0556 0218 0264
Lloyd's 0009
Loewe 0512 0037 0556 0655 0370 0633 0087

0292
Logik 0011 0698 0037 0193 0556 0371
Logix 0668
Luma 0037 0206 0163 0411 0556 0374 0009
0259
Lumatron 0206 0037 0556 0163 0259 0361 0217
0264 0073
Lux May 0037 0009 0556 0581
Luxman 0579
Luxor 0194 0480 0492 0349 0361 0208 0356
0548 0163 0346 0473 0217 0631
LXI 0178
Madison 0037 0556
Magnadyne 0087 0247 0516 0102 0163
Magnafon 0516 0102 0216 0073
Magnavox 0037 0556 0036
Magnum 0648 0714 0037 0556 0715
Mandor 0264
Manesth 0037 0556 0235 0217 0264 0320 0035
0294 0163
Manhattan 0037 0556 0668 1037 0163
Marantz 0037 0556 0412
Marelli 0087
Mark 0037 0556 0217 0216 0374 0009 0714
0715
Masuda 0218 0371 0009 0264 0037 0217 0556
Matsui 0037 0556 0487 0009 0235 0177 0011
0355 0072 0036 0217 0294 0371 0433
0443 0579 0455 0163 0349 0516 0035
0208 0045 0195 0191 0335
Matsushita 0650
Matsuiama 0587
Mediator 0037 0556 0012
Medion 0037 0668 0519 0512 0556 1137 0698
Megas 0610
Megatron 0178
Meletronic 0346 0037 0512 0109 0343 0247 0105
0104 0374 0009 0217 0480 0492 0216
0411 0349 0163 0287 0556 0634 0361
0191 0195
Memorex 0009 0178
Memphis 0337 0072 0009
Mercury 0037 0009 0556
Metz 0195 0447 0191 0367 0037 0087 0556
0587 0668 1037
MGA 0178 0037 0556 0218 0104
Micromaxx 0037 0556 0668 1037
Minato 0037 0556
Minerva 0487 0195 0191 0516 0108
Minoka 0412 0037 0556
Mistral
Electronics 0193
Mitsubishi 0108 0093 0512 0037 0178 0087 0036
0193 0556 0208
Mitsuri
General 0163
Mivar 0292 0370 0216 0609 0516 0217
Monaco 0009
Morgan's 0037 0556
Motorola 0093
MTC 0370 0349 0512 0163 0216 0361
Multi-
broadcast 0193
Multistandard 0102
Multitec 0037 0556 0486 0668 1037
Multitech 0349 0009 0486 0037 0370 0556 0217
0216 0247 0102 0264
Murphy 0104 0216 0072 0163
Musikland 0037 0218 0247 0556
Myryad 0556 0037
NAD 0166 0178 0361 0163
Naiko 0037 0606 0556
Nakimura 0374 0037 0556
Naonis 0163
NAT 0226
National 0226
NEC 0170 0036 0320 0455 0009 0374 0217
0037 0556 0011 0499
Neckermann 0037 0191 0370 1505 0556 0163 0418
0349 0087 0247 0217 0411 0320 0512
NEI 0037 0556 0337 0371 0163
Nesco 0247
Netsat 0037 0556
Network 0337
Neufunk 0037 0009 0556 0610 0218 0282 0714
New Tech 0037 0009 0556 0343 0217
New World 0218

Nicamagic 0216
 Nikkai 0072 0218 0037 0556 0217 0264 0035
 0337 0216 0009 0036
 Nikko 0178
 Nobliko 0102 0216
 Nogamatic 0109
 Nokia 0361 0163 0480 0349 0548 0492 0473
 0339 0208 0374 0631 0606 0346 0320
 0610 0109
 Nordic 0217
 Nordmende 0109 0714 0287 0343 0560 0195 0037
 0556 0335 0163 0471
 Norfolk 0163
 Normerel 0037 0556
 Novak 0012
 Novatronic 0037 0105 0374 0556
 Nurnberg 0163 0361
 Oceanic 0163 0361 0294 0208 0473 0548 0480
 Odeon 0264
 Okano 0370 0037 0556 0264 0072 0009
 Omega 0264
 Onwa 0371 0602 0218 0433 0581 0102
 Opera 0037 0556
 Optimus 0650 0166
 Optonica 0093
 Orbit 0037 0556
 Orion 0037 0355 0556 0655 0714 0235 0294
 0177 0320 0011 0009 0321 0443 0102
 0264 0412 0516
 Orline 0037 0218 0556
 Ormond 0668 1037 0037 0556
 Orsowe 0516
 Osaki 0072 0218 0217 0264 0493 0037 0412
 0374 0355 0556
 Osio 0037 0556
 Oso 0218
 Osume 0157 0072 0036 0218 0037 0556
 Otto Versand 1505 0036 0093 0512 0037 0556 0195
 0349 0191 0361 0235 0109 0294 0226
 0247 0320 0217 0009 0282 0343 0516
 0519
 Pacific 0037 0556 1137
 Pael 0216
 Palladium 0370 0037 0191 1505 0418 0556 0247
 0349 0087 0163 0217 0411 0655 0519
 Palsonic 0264 0412 0037 0217 0377 0218 0698
 0556
 Panama 0009 0217 0264 0216 0037 0556 0247
 Panasonic 0650 0226 0361 0367 0516 0037 0556
 0163 0548
 Panavision 0037 0411 0556
 Pathe Cinema 0163 0238 0216 0320 0292 0349 0370
 Pathe Marconi 0109
 Pausa 0009
 Perdio 0072 0320 0163 0037 0216 0282 0556
 Perfekt 0037 0556
 Philco 0087 0418 0247 0163 0370 0037 0556
 0519
 Philex 0193 0163
 Philharmonic 0217
 Philips 0556 0037 0238 0012 0191 0087 0193
 0343 0374
 Phoenix 0037 0556 0370 0486 0163 0087 0072
 0216 0320
 Phonola 0037 0556 0012 0087 0193 0216
 Pilot 0556 0037 0712
 Pioneer 0166 0037 0556 0370 0343 0361 0109
 0163 0287 0486 0512
 Pionier 0370 0486
 Plantron 0037 0556 0264 0009
 Playsonic 0217 0714
 Policom 0102 0109 0206 0238 0361 0163 0087
 Polytron 0697
 Poppy 0009
 Portland 0374 1909
 Powerpoint 0487
 Prandoni-Prince 0247 0516 0361
 Precision 0217
 Premier 0009
 Prima 0009 0264 0412
 Prinz 0072 0349 0361 0194
 Profex 0009 0163 0361
 Profi 0009
 Profitronic 0037 0556 0102
 Proline 0037 0556 0625 0634 0411 0012 0321
 0072
 Prosonic 0037 0556 0370 0374 0371 0668 0714
 0216 0579

Protech 0037 0556 0217 0009 0247 0349 0102
 0264 0418 0337 0668 0282 0163 0486
 Proton 0178
 Provision 0499 0037 0556 1037
 Pye 0037 0556 0012 0087 0374 0349 0412
 Pymi 0009
 Quadral 0218
 Quasar 0247 0650 0009
 Quelle 0037 1505 0011 0109 0512 0349 0191
 0361 0036 0217 0247 0104 0105 0668
 0556 0157 0195 0264 0294 0346 0009
 Questa 0036
 R-Line 0037 0556 0163
 Radialva 0109 0218 0163 0037 0556 0287
 Radiola 0037 0556 0012 0217
 Radiomarelli 0087 0516 0247 0037 0556
 RadioShack 0037 0556 0178
 Radiotone 0009 0037 0556 0370 0579 0418 0412
 0648 0668 0264
 Rank Arena 0036 0157
 RCA 0625 0093 0560 0335 0343
 Realistic 0178
 Recor 0037 0556
 Rectiligne 0037 0556
 Rediffusion 0361 0548 0036 0346
 Redstar 0037 0556
 Reflex 0037 0556 1037 0668
 Reoc 0714 0634 1909
 Revox 0037 0556 0370
 Rex 0206 0411 0247 0163 0259 0264
 RFT 0087 0292 0370 0072 0264 0037 0556
 Rhapsody 0216
 Ricoh 0037 0556
 Roadstar 0009 0418 0037 1037 0556 0218 0264
 0282
 Robotron 0087
 Rodex 0037 0556
 Rowa 0264 0698 0217 0712
 Royal Lux 0370 0412 0335
 Rukopir 0556 0037
 Saba 0625 0287 0087 0163 0109 0516 0343
 0361 0498 0335 0548 0471 0560
 Saccs 0238
 Sagem 0610 0455 0282
 Saisho 0235 0516 0177 0009 0011 0217 0163
 0264
 Saivod 0037 0556
 Sakai 0163
 Salora 0194 0349 0163 0356 0361 0516 0548
 0339 0208
 Salsa 0335
 Sambers 0516 0102
 Samsung 0618 0587 0037 0178 0556 0009 0217
 0370 0264 0216 0644 0072 0208 0519
 0163
 Sandra 0216 0217
 Sanela 0238
 Sansui 0037 0556 0371 0655 0602 0455
 Santon 0009
 Sanyo 0208 0157 0292 0036 0011 0370 0339
 0072 0216 0217 0104 0045 0009 0163
 0037 0108 0556 0486
 Save 0037 0556
 SBR 0037 0556 0012 0193
 Schaub Lorenz 0349 0548 0714 0606 0361 0486 0374
 Schneider 1137 0037 0556 0519 0012 0349 0259
 0343 0217 0247 0371 0361 0218 0668
 1037 0163 0648 0714 1909
 Scotland 0163
 Scott 0178
 Sears 0178
 SEG 0037 0556 1037 0668 0217 0487 0009
 0349 0163 0264 0634 0036 0102 0247
 0216 0218 1909
 SEI 0087 0102 1505 0163 0516 0349 0294
 0206 0037 0556 0177
 Sei-Sinudyne 0102 0206 0294 0516 1505 0037 0556
 0087
 Seleco 0206 0259 0163 0411 0371 0036 0264
 0346
 Sencora 0009
 Sentra 0035 0218 0009 0349
 Serino 0610 0455 0216 0093
 Sharp 0093 1193 0157 0036 0294 0653 0193
 0516
 Shintoshi 0037 0556
 Shivaki 0037 0556 0443 0374
 Shorai 0294
 Siarem 0163 0087 0102 0516

