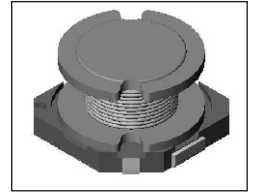


SMT Power Inductor

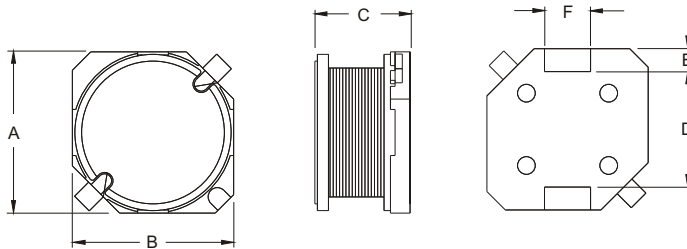
SIW73 Type

Features

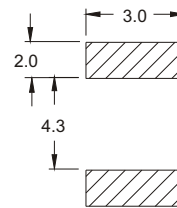
- RoHS compliant.
- Small size (7.3mm*7.3mm), low profile (3.5mm max. height) SMD type.
- Suitable for high density mounting.
- High energy storage and low DCR.
- Provided with embossed carrier tape packing.
- Ideal for power source circuits, DC-DC converter, DC-AC inverters inductor application.
- In addition to the standard versions shown here, customized inductors are available to meet your exact requirements.



Mechanical Dimension:



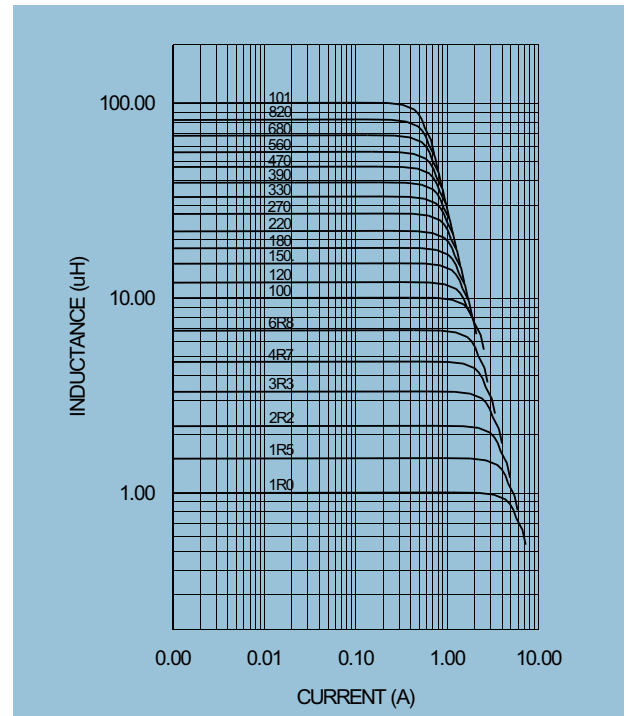
RECOMMENDED PAD PATTERNS



UNIT:mm/inch
 A = 7.6 / 0.299 Max.
 B = 7.6 / 0.299 Max.
 C = 3.5 / 0.138 Max.
 D = 5.3±0.1 / 0.209±0.004
 E = 1.0±0.1 / 0.039±0.004
 F = 2.0 / 0.079

Electrical Characteristics: 25°C: 100KHz, 0.1V

PART NO.	L ¹ (μH)	DCR (mΩ) MAX	I _{rated} ² (A _{dc})
SIW73 - 1R0	1.0	0.022	3.60
SIW73 - 1R5	1.5	0.026	3.40
SIW73 - 2R2	2.2	0.032	2.68
SIW73 - 3R3	3.3	0.041	2.40
SIW73 - 4R7	4.7	0.049	2.26
SIW73 - 6R8	6.8	0.067	1.66
SIW73 - 100	10.0	0.085	1.37
SIW73 - 120	12.0	0.100	1.12
SIW73 - 150	15.0	0.130	1.08
SIW73 - 180	18.0	0.160	1.04
SIW73 - 220	22.0	0.180	0.80
SIW73 - 270	27.0	0.240	0.77
SIW73 - 330	33.0	0.290	0.71
SIW73 - 390	39.0	0.340	0.62
SIW73 - 470	47.0	0.410	0.56
SIW73 - 560	56.0	0.480	0.54
SIW73 - 680	68.0	0.600	0.50
SIW73 - 820	82.0	0.710	0.43
SIW73 - 101	100.0	0.950	0.39



1. Tolerance of inductance: ±20%.
2. I_{rated} is the DC current which cause the inductance drop 10% typical of its nominal inductance without current and the surface temperature of the part increase less than 45°C.
3. Operating temperature : -20°C to 105°C (including self-temperature rise).



DELTA ELECTRONICS, INC.

(TAOYUAN PLANT CPBG) 252, SAN YING ROAD, KUEISAN INDUSTRIAL ZONE, TAOYUAN SHIEN, 333, TAIWAN, R.O.C.

TEL: 886-3-3591968; FAX: 886-3-3591991

<http://www.deltawww.com>