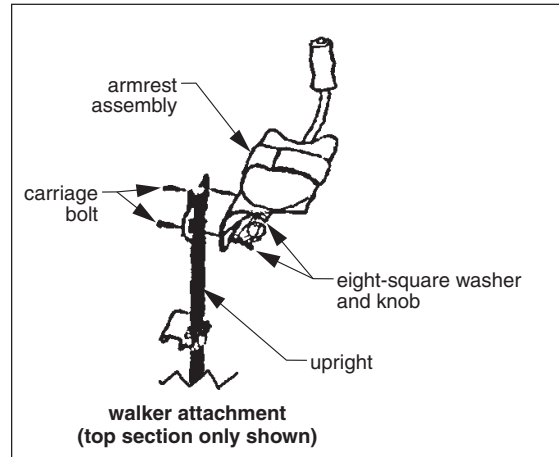
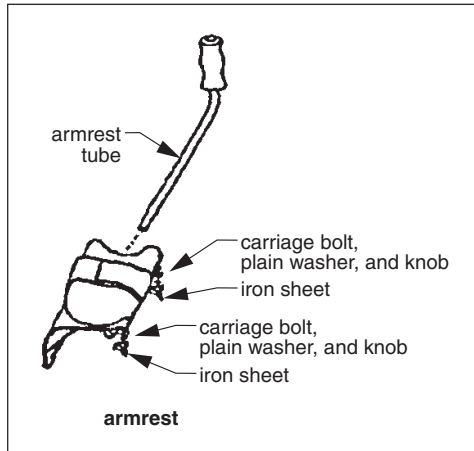
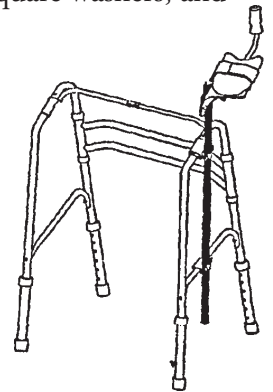


- Warning: This product should not be used without proper instruction from a healthcare professional.**
- Warning: Lumex assumes no responsibility for any damage or injury caused by improper installation, assembly or use of this product.**
- Warning: If components are damaged or missing, contact your dealer immediately. DO NOT use substitute parts.**



**Assembly instructions (see above pictures)**

1. Install armrest tube in iron sheets.
2. Insert carriage bolts, plain washers, and knobs; tighten until secure.
3. Install armrest assembly on upright.
4. Insert carriage bolts, eight-square washers, and knobs; tighten until secure.
5. Install walker attachment on walker as shown in picture at right.



- Warning: Ensure that all components are securely fastened as described above before use.**

**WARRANTY**

Three year limited warranty. For additional warranty information, please contact your Lumex dealer.

Graham-Field Health Products  
Atlanta, Georgia 30360

