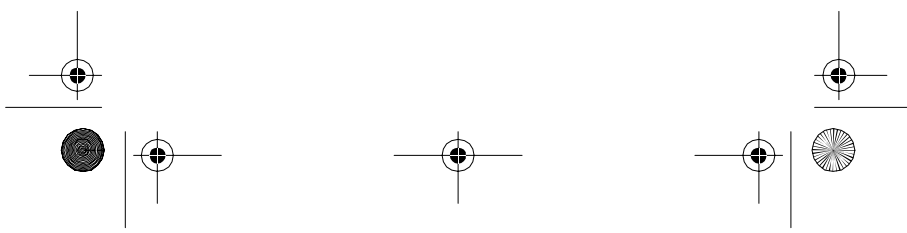


Cat. No. 21-412
OWNER'S MANUAL

Please read before using this equipment

TRC-512

**5-Channel 49 MHz
FM Walkie-Talkie**



INTRODUCTION

Your RadioShack TRC-512 5-Channel 49 MHz FM Walkie Talkie is a compact, portable transceiver. You can communicate with other TRC-512 transceivers, or any other transceiver operating on the same frequency. The TRC-512 adds to your fun at sporting events, on camping trips, or when biking or hiking with your friends.

The TRC-512 is also practical on the job. Use it when taking an inventory in the warehouse, keeping track of your staff in a large building, or talking to your crew on a construction site. The TRC-512's uses are practically unlimited!

Its features include:

Maximum Allowed Output Power — gives you up to a $\frac{1}{4}$ -mile range.

Five Different Frequencies — let you use multiple transceivers to communicate with several stations without interference.

© 1994, 1998 Tandy Corporation.
All Rights Reserved.

RadioShack is a registered trademark used by Tandy Corporation.

Belt Clip — lets you attach the TRC-512 securely to your belt or pocket for hands-free carrying.

Dual-Conversion Superheterodyne Circuitry — provides clean, clear reception.

Note: To power your TRC-512, you need one 9 volt alkaline battery (not supplied).

PREPARATION

INSTALLING THE BATTERY

Your TRC-512 uses one 9 volt battery (not supplied) for power. For the longest life and best performance, we recommend you use an alkaline battery such as RadioShack Cat. No. 23-553.

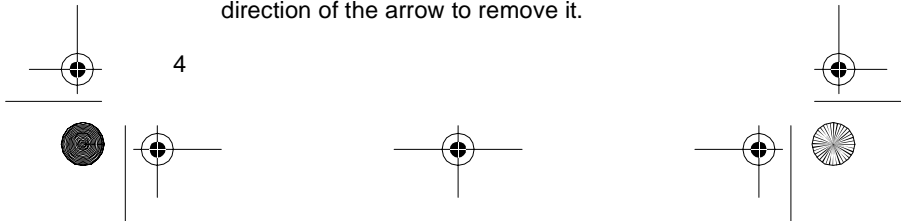
Caution: Use only a fresh battery of the required size and type.

Follow these steps to install the battery.

Fig. 1

1. Slide the battery compartment cover in the direction of the arrow to remove it.

4



-
2. Snap the battery onto the battery connector inside the compartment. The connector only fits on the battery one way.
 3. Replace the cover.

When the low battery indicator lights, replace the battery.

Cautions:

- Always remove an old or weak battery. Batteries can leak chemicals that can destroy electronic parts.
- Dispose of old batteries promptly and properly. Do not bury or burn them.

INSTALLING THE BELT CLIP

Your TRC-512 comes with a clip you can use to hook the transceiver onto your belt or pocket. To install the clip, slide it into the slot on the back of the transceiver until it locks into place. To remove it, lift up the locking tab and slide the clip out.

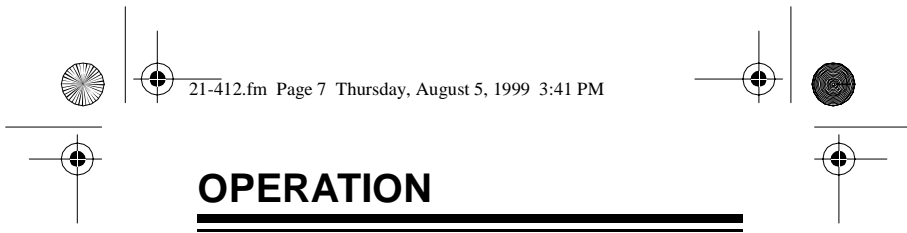


Fig. 2



6





OPERATION

1. Fully extend the antenna.

Fig. 3

2. Turn on the transceiver by rotating the volume control up until it clicks.

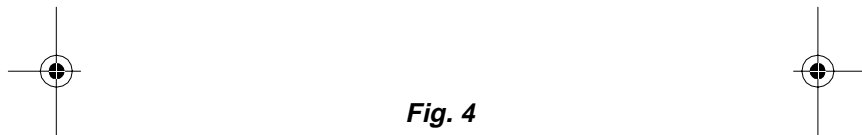
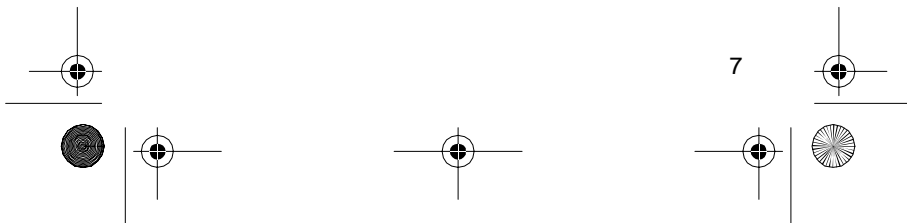
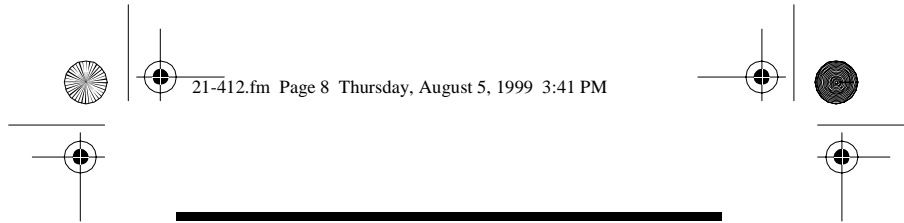


Fig. 4

3. Turn the channel selector to tune to the desired channel.


Fig. 5





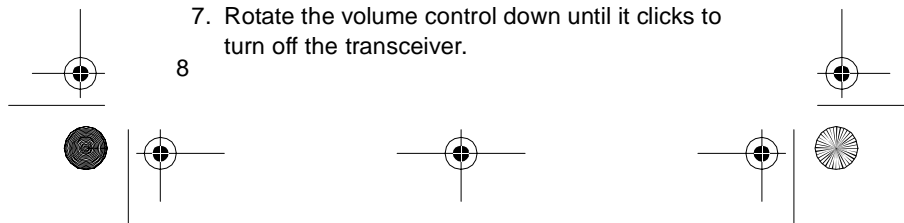
4. To transmit, press **PUSH TO TALK** and speak into the microphone from about three inches away. To transmit an alert tone to another transceiver on the selected frequency, press the call button.

Fig. 6



5. Release **PUSH TO TALK** when you finish speaking.
6. Adjust the volume control to the most comfortable listening level.

Fig. 7



7. Rotate the volume control down until it clicks to turn off the transceiver.

CARE AND MAINTENANCE

Your RadioShack TRC-512 5-Channel 49 MHz FM Walkie Talkie is an example of superior design and craftsmanship. The following suggestions will help you care for your TRC-512 so you can enjoy it for years.



Keep the TRC-512 dry. If it gets wet, wipe it dry immediately. Liquids might contain minerals that can corrode the electronic circuits.



Use and store the TRC-512 only in normal temperature environments. Temperature extremes can shorten the life of electronic devices, damage batteries, and distort or melt plastic parts.



Keep the TRC-512 away from dust and dirt, which can cause premature wear of parts.



Handle the TRC-512 gently and carefully. Dropping it can damage circuit boards and cases and can cause the TRC-512 to work improperly.



Use only a fresh battery of the required size and recommended type. Batteries can leak chemicals that damage your TRC-512's electronic parts.



Wipe the TRC-512 with a damp cloth occasionally to keep it looking new. Do not use harsh chemicals, cleaning solvents, or strong detergents to clean the TRC-512.

Modifying or tampering with the TRC-512's internal components can cause a malfunction and might invalidate your TRC-512's warranty and void your FCC authorization to operate it. If your TRC-512 is not performing as it should, take it to your local RadioShack store for assistance.

THE FCC WANTS YOU TO KNOW

Your TRC-512 might cause TV or radio interference even when it is operating properly. To determine whether your TRC-512 is causing the interference, turn off your TRC-512. If the interference goes away, your TRC-512 is causing it. Try to eliminate the interference by:

- Moving your TRC-512 away from the receiver.
- Contacting your local RadioShack store for help.

If you cannot eliminate the interference, the FCC requires that you stop using your TRC-512.

SPECIFICATIONS

GENERAL

Operating Frequencies (A) 49.830 MHz
(B) 49.845 MHz
(C) 49.860 MHz
(D) 49.875 MHz
(E) 49.890 MHz

Input Voltage 9V DC

Current Drain 130 mA max. (Receive)
50 mA max. (Transmit)
30 mA max. (Standby)

Dimensions (HWD) $1\frac{1}{5} \times 2\frac{3}{5} \times 5\frac{9}{10}$ inches
(31 × 66 × 150 mm)

Weight (with battery) 7.4 oz (210g)
(without battery) 6 oz (170g)

RECEIVER

Sensitivity (20 dB quieting) 0.5 μ V
Squelch Sensitivity Threshold 0.5 μ V
Modulation Acceptance Bandwidth ± 7 kHz
Spurious and Image Rejection 20 dB min
Frequency Stability (0°C to 40°C) ± 1 kHz

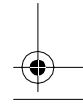
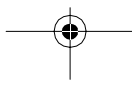
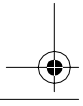
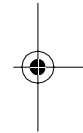
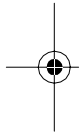
TRANSMITTER

RF Energy Output 10,000 μ V/m
@3 meters (FCC max)
Spurious and Harmonic Emissions 20 dB min.
FM Hum and Noise 40 dB min.
Audio Distortion 10% max.
Frequency Stability (0°C to 40°C) ± 1 kHz

Specifications are typical; individual units might vary. Specifications are subject to change and improvement without notice.



NOTES



Limited Ninety-Day Warranty

This product is warranted by RadioShack against manufacturing defects in material and workmanship under normal use for ninety (90) days from the date of purchase from RadioShack company-owned stores and authorized RadioShack franchisees and dealers. EXCEPT AS PROVIDED HEREIN, RadioShack MAKES NO EXPRESS WARRANTIES AND ANY IMPLIED WARRANTIES, INCLUDING THOSE OF MERCHANTABILITY AND FITNESS FOR A PARTICULAR PURPOSE, ARE LIMITED IN DURATION TO THE DURATION OF THE WRITTEN LIMITED WARRANTIES CONTAINED HEREIN. EXCEPT AS PROVIDED HEREIN, RadioShack SHALL HAVE NO LIABILITY OR RESPONSIBILITY TO CUSTOMER OR ANY OTHER PERSON OR ENTITY WITH RESPECT TO ANY LIABILITY, LOSS OR DAMAGE CAUSED DIRECTLY OR INDIRECTLY BY USE OR PERFORMANCE OF THE PRODUCT OR ARISING OUT OF ANY BREACH OF THIS WARRANTY, INCLUDING, BUT NOT LIMITED TO, ANY DAMAGES RESULTING FROM INCONVENIENCE, LOSS OF TIME, DATA, PROPERTY, REVENUE, OR PROFIT OR ANY INDIRECT, SPECIAL, INCIDENTAL, OR CONSEQUENTIAL DAMAGES, EVEN IF RadioShack HAS BEEN ADVISED OF THE POSSIBILITY OF SUCH DAMAGES.

Some states do not allow the limitations on how long an implied warranty lasts or the exclusion of incidental or consequential damages, so the above limitations or exclusions may not apply to you. In the event of a product defect during the warranty period, take the product and the RadioShack sales receipt as proof of purchase date to any RadioShack store. RadioShack will, at its option, unless otherwise provided by law: (a) correct the defect by product repair without charge for parts and labor; (b) replace the product with one of the same or similar design; or (c) refund the purchase price. All replaced parts and products, and products on which a refund is made, become the property of RadioShack. New or reconditioned parts and products may be used in the performance of warranty service. Repaired or replaced parts and products are warranted for the remainder of the original warranty period. You will be charged for repair or replacement of the product made after the expiration of the warranty period.

This warranty does not cover: (a) damage or failure *(continued)*

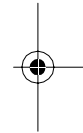
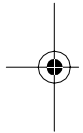


(continued) caused by or attributable to acts of God, abuse, accident, misuse, improper or abnormal usage, failure to follow instructions, improper installation or maintenance, alteration, lightning or other incidence of excess voltage or current; (b) any repairs other than those provided by a RadioShack Authorized Service Facility; (c) consumables such as fuses or batteries; (d) cosmetic damage; (e) transportation, shipping or insurance costs; or (f) costs of product removal, installation, set-up service adjustment or reinstallation.

This warranty gives you specific legal rights, and you may also have other rights which vary from state to state.

RadioShack Customer Relations, Dept. W, 100 Throckmorton St., Suite 600, Fort Worth, TX 76102

We Service What We Sell 03/97



RadioShack
A Division of Tandy Corporation
Fort Worth, Texas 76102

936877AA
Printed in Thailand

4A8

