

MATSUSHITA Compressor

Model# DC66C10RBU6

Single Phase
R-134a

115 V
60 Hz

Voltage Range 103 Volts to 127 Volts @ 60 Hz
Application Low Back Pressure
Compressor Cooling Fan/Static Cooling

Refrigerant Control Capillary Tube
Evaporator
Temp. Range -31°F to 23°F / -35°C to -5°C

Rated Performance Data*

	Cond. Temp I*	Cond. Temp II*
Capacity	813 Btu/h ±7%	895 Btu/h ±7%
E.E.R.	5.53 Btu/Wh ±7%	6.44 Btu/Wh ±7%
Current	1.28 Amps	1.21 Amps

Nominal Motor Data

Motor Input	147 Watts	139 Watts
Rated Current	1.30 Amps	
Type	RSCR, PTC relay	

Locked Rotor	10.4 Amps
Start Current	18.1 Amps
Coil Resistances	
@ 68°F (20°C)	
Run	3.99 Ohms
Start	4.28 Ohms

*Test Conditions for Performance Specifications

Test Oil	ISO VG 10
Shell Temp	150.0°F / 65.0°C
Condensing Temp	(I) 130.0°F / 54.4°C
	(II) 105.0°F / 40.6°C
Evaporating Temp	-10.0°F / -23.3°C
Ambient Temp	90.0°F / 32.2°C
Gas Superheat	90.0°F / 32.2°C
Liquid Sub-Cooling	90.0°F / 32.2°C

Electrical Accessories†

Overload Protector

Nominal Operating Characteristics

Model Name	4TM757NFBYY
Manufacturer	Texas Instruments
Temperature To	Open: 248°F ± 9°F / 120°C ± 5°C
	Close: 142°F ± 16°F / 61°C ± 9°C
Trip Current	@158°F (70°C) 3.60 Amps ± 7.5%
	@77°F (25°C) 10.0 Amps @ 16 sec. max.

P.T.C. Starting Device

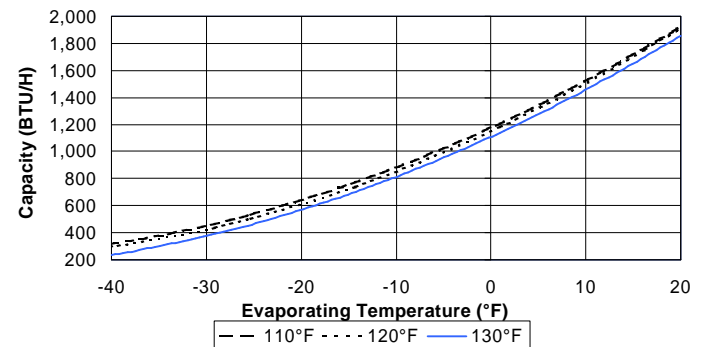
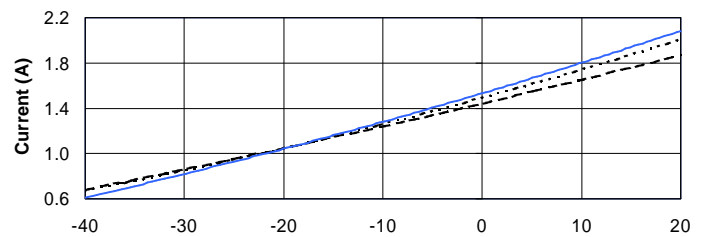
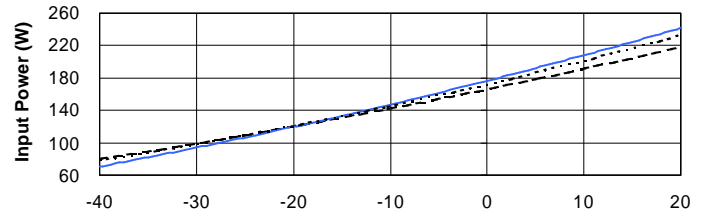
Nominal Operating Characteristics

	PTH7M6R8	PTH490D-AS6R8	
Model Name	PTH7M6R8	PTH490D-AS6R8	
Manufacturer	Murata Mfg.	Murata Mfg.	
Base resistance			
@ 77°F(25°C) ±20%	6.8	6.8	Ohms
Power Consumption (max)	2.9	3.5	Watts
Operation time	0.6 to 1.8	1.0 to 2.7	seconds
Recovery time (max)	60	65	seconds

Run Capacitor 15 µF 180 V (min.)

†Although these accessories are listed by UL/CSA for use with this compressor, Matsushita assumes no responsibility whatsoever for these or any other components sourced by the refrigeration system manufacturer from third parties.

Performance Curves



9 - Point Data

Condensing Temp.	Rating	Evaporating Temp.		
		-30°F	-10°F	+10°F
130°F	Btu/h	376	813	1,458
	Watts	94	147	208
	Amps	0.82	1.28	1.80
	E.E.R.	4.00	5.53	7.01
120°F	Btu/h	423	850	1,502
	Watts	98	145	201
	Amps	0.85	1.26	1.74
	E.E.R.	4.32	5.86	7.47
110°F	Btu/h	451	881	1,523
	Watts	99	142	191
	Amps	0.86	1.24	1.65
	E.E.R.	4.55	6.20	7.97

Panasonic®

Panasonic Industrial Company
Refrigeration Products Department
Tel: 201 - 392 - 4249
Fax: 201 - 392 - 4315

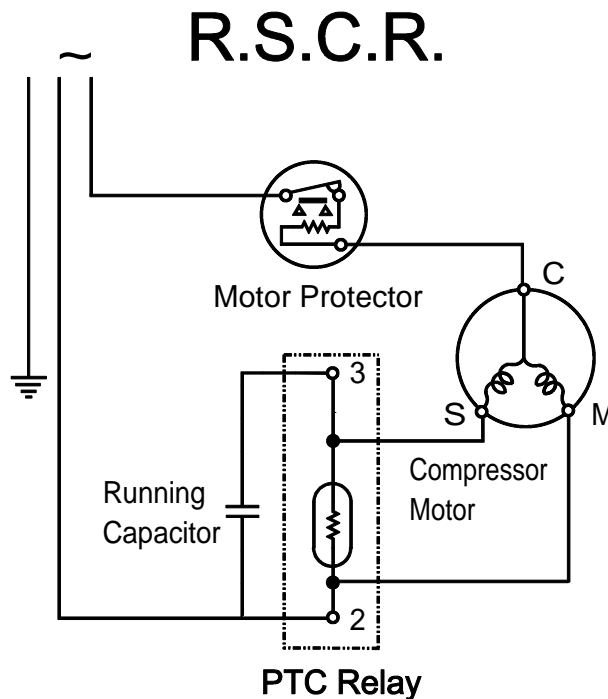
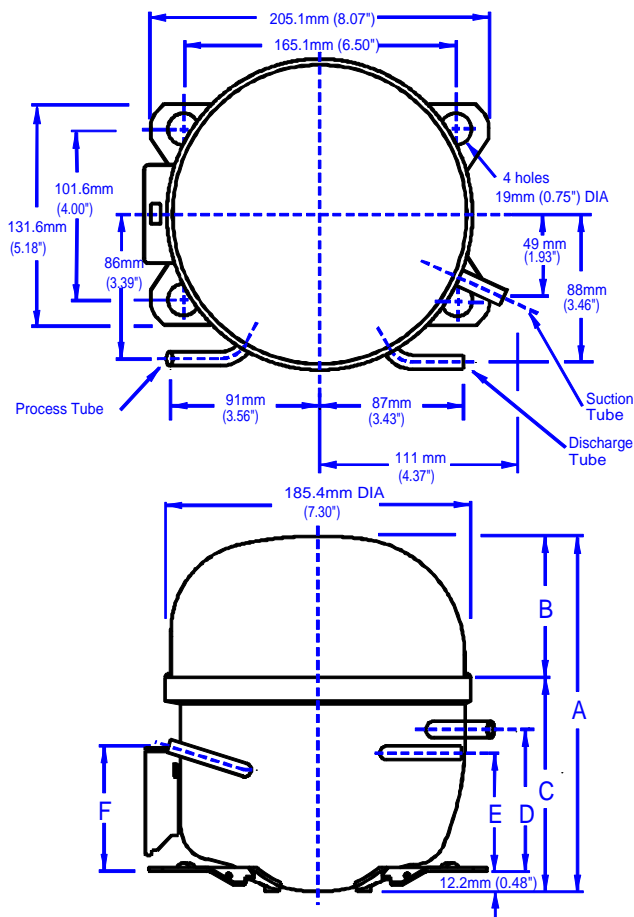
Rev#1-5/9

MATSUSHITA Compressor

MODEL# DC66C10RCU6

Single Phase
R-134a

115 V
60 Hz



Dimensions*

	mm	inches
A	211.8	8.34
B	84.2	3.31
C	127.6	5.02
D	82.9	3.26
E	70.4	2.77
F	75.2	2.96

* All dimensions are for reference only

This document sets forth certain operational parameters and conditions for operation of this product. If this product is operated outside of the parameters and conditions stated herein, buyer assumes sole and full responsibility and shall indemnify seller with respect to all product failures and all consequences thereof. Operation of the product outside of the parameters and conditions specified herein shall serve to invalidate all seller warranties, if any, with respect to the product. This document is for reference only. For specifications, please contact Panasonic's engineering department.

Tubes	Tube O.D.	Wall	Material
Suction	.0393 in. / 10 mm	0.037 in. / 0.95 mm	Copper
Process	0.33 in. / 8.3 mm	0.035 in. / 0.9 mm	Copper
Discharge	0.33 in. / 8.3 mm	0.035 in. / 0.9 mm	Copper

U.L. File # SA 4615

C.S.A. File #'s LR - 36593

General Data	Oil Charge	Net Weight With Oil	Approved Oils:
	250 cc ± 5 cc / 15.3 cu.in. ± 0.3 cu.in.	22.0 lbs, 10.0 kg	FREOL . . . α 10, α 10E, α 15, α 15E, α 22, α 22E
			ICI RL10H, RL15H, RL22H
			HENKEL ProEco 10S, 15S, 22S
			Residual Moisture 120 mg max.
			Impurities 10 mg max.
			Displacement 6.55 cc. / 0.400 cu. in.

Panasonic®

Panasonic Industrial Company
Refrigeration Products Department
Tel: 201 - 392 - 4249
Fax: 201 - 392 - 4315

Rev#1-5/9