

Audiovox®
Theater Sound System
RB-3600®

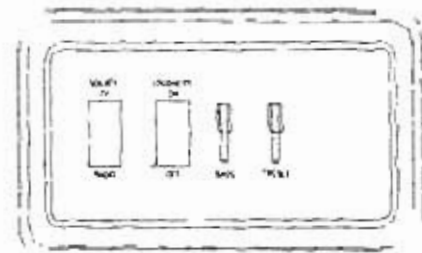
RB-3600 features:

- TV input
- Dual 18-watt amplifiers deliver the highest fidelity audio for your mobile video system
- Uses existing dash-radio speaker systems, no extra speakers to purchase
- Separate bass and treble controls to custom tailor the sound
- Loudness switch
- Optional control panel
- Switches speakers between radio or RB-3600
- Gain control to match audio levels between radio, TV and RB-3600
- Easier installation, no need to get inside the dash board
- Transformer isolated TV input reduces ground induced hum
- Automotive grade locking connectors
- Illuminated control panel
- External automotive-type 5-ampere fuse

Amplifier/Equalizer Module



Control Panel



THEATER SOUND SYSTEM

RB-3600 INSTALLATION MANUAL

IMPORTANT:

The Audiovox RB-3600 Theater Sound System has been carefully designed to provide years of trouble-free operation. Please read this manual carefully. This manual contains instructions to simplify installation and operation. This unique audio product recreates the theater sound experience inside a van or RV. It is a cost effective solution to poor TV-audio. The RB-3600 uses the existing stock vehicle speakers for easier installation--no separate video speakers are required. Installation does not require getting behind the dashboard. The RB-3600 ties into the existing vehicle sound harness and with the bypass switch, directs the speakers to either the dash radio or the audio/video system. The optional wall-mount control panel has bass and treble equalizer controls as well as a loudness switch to tailor the sound to taste. If the control panel is not wanted then a trigger switch is required to toggle between the radio and the RB-3600 Theater Sound System. The RB-3600 has two 18-watt power amplifiers that deliver solid, theater quality sound with full fidelity. An isolation transformer is provided to connect between the VCP audio output and the TV audio input. This transformer reduces ground induced hum and makes the listening experience more enjoyable.

CONTENTS OF 1 COMPLETE SYSTEM:

- 1 - Amplifier/Equalizer module
- 1 - Control panel with bass, treble and loudness controls and TV/radio switch
- 1 - 6 meter cable (10-pin)
- 1 - 1 meter cable (8-pin)
- 1 - 1 meter cable (4-pin)
- 1 - Isolation transformer
- 1 - Operation/Installation manual (you are reading it!)

BEFORE INSTALLATION:

1. This system operates from 10 to 16 volts DC, negative ground.
2. Please install this system according to the instructions in this manual.
3. Do not disassemble the amplifier module or control panel.
4. Connect the system to an ignition switched power source. Connection to the battery will reduce battery life.

THEATER SOUND SYSTEM

INSTALLATION AND WIRING INSTRUCTIONS

AMPLIFIER MODULE

Mount the amplifier module in a location that is conveniently accessible to the rear speaker wiring harness. It is these wires that the RB-3600 interrupts. It is not necessary to mount the amplifier module close to the television. Connect one end of the 10-pin cable assembly to the amplifier module (see figure #1).

Cut the wires to the rear radio speakers. Connect the rear speaker(s) as follows:

Left rear speaker(s)	+	:white wire on 4-pin connector
Left rear speaker(s)	-	:purple wire on 4-pin connector
Right rear speaker(s)	+	:blue wire on 4-pin connector
Right rear speaker(s)	-	:green wire on 4-pin connector

Connect the dash radio rear amplifier outputs as follows:

Left rear amplifier	+	:grey/white wire on 8-pin connector
Left rear amplifier	-	:grey wire on 8-pin connector
Right rear amplifier	+	:brown/white wire on 8-pin connector
Right rear amplifier		:brown wire on 8-pin connector

Connect 12 volt power to the RB-3600 as follows:

+12 volt power		:red wire on 8-pin connector
Ground		:black wire on 8-pin connector

Connect the Audiovox television external speaker output to the RB-3600 as follows:

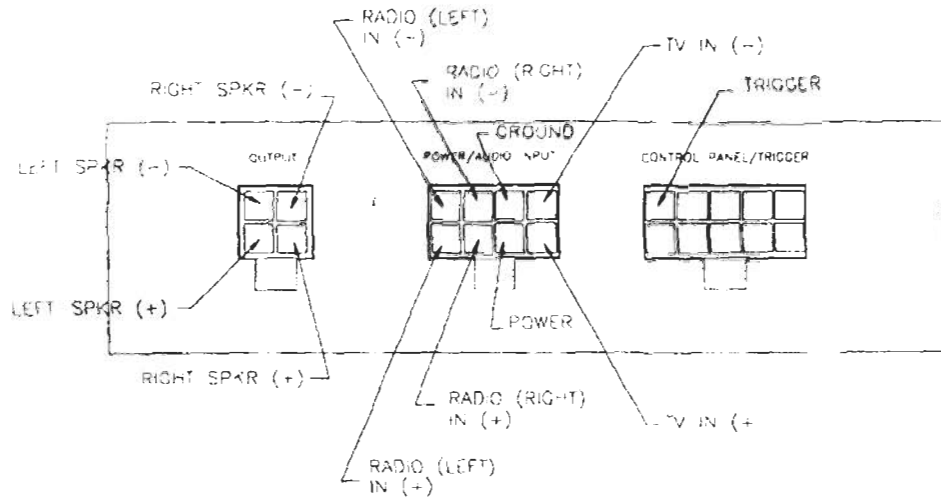
External speaker output	+	:pink blue wire on 8-pin connector
External speaker output		:black/white blue wire on 8-pin connector

Unplug the audio output of the VCP. Connect the isolation transformer as follows:

Isolation transformer male RCA : to VCP audio output
Isolation transformer female RCA : to RCA cable that was plugged into the VCP



Wire Insertion View

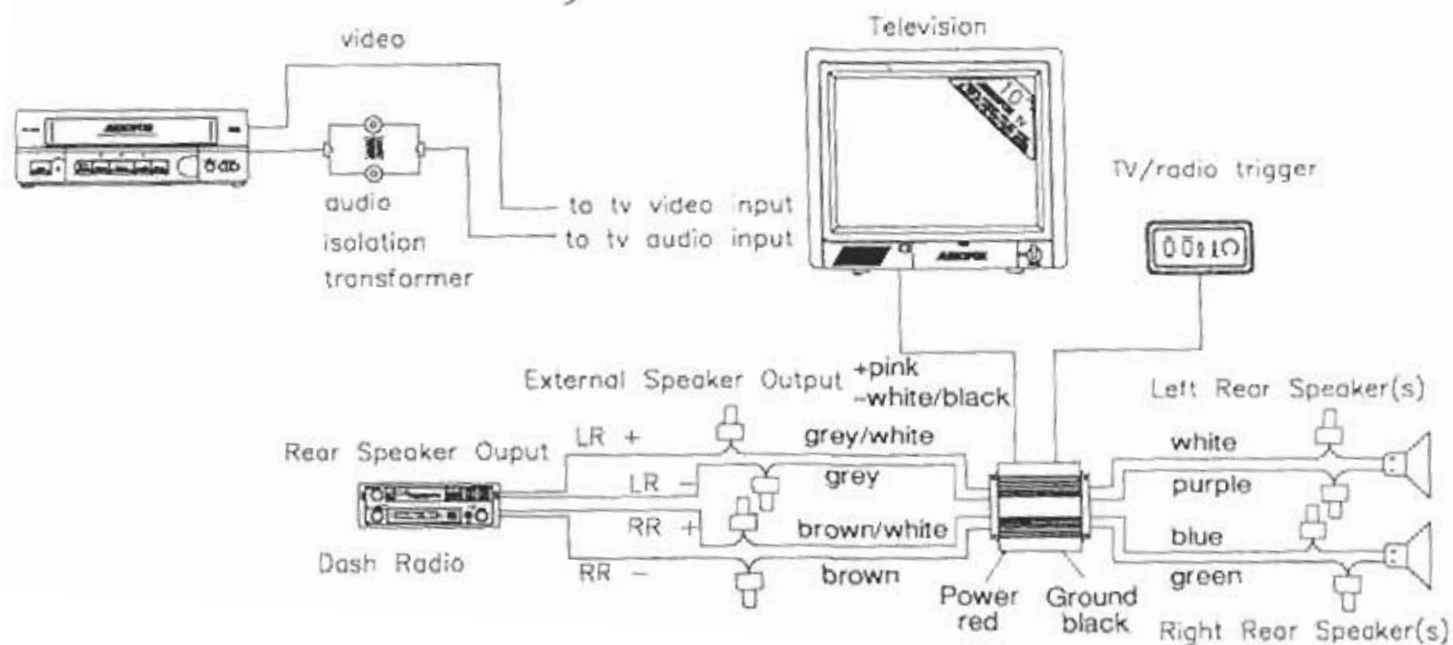


Specifications

Weight	0.6 lb. 0.73 Kg
Dimensions	6.44"W x 5.75"D x 1.63"H 16.36cm W x 14.61cm D x 4.14cm H
Output Power	23W @ 4Ω x 2 (46W total) THD=10% 30W @ 2Ω x 2 (60W total) THD=10%
Distortion	0.023% @ 4Ω @ 4W
EQ boost/cut	+/- 15dB, shelving-type
Loudness boost	+6dB boost
Current Draw	485 mA triggered (TV position) Zero untriggered (Radio position)

THEATER SOUND SYSTEM

RB-3600 System Connections



Service and Warranty Information

In the unlikely event that this product requires service or repair, call ASA Electronics at (219) 264-3135 and **request a Return Authorization (RA) order number**. Customer service will ask you for the **model number and serial number**. Send the unit, pre-paid, to ASA Electronics, 23319 Cooper Drive, Elkhart IN, 46514. Please include a short description of the problem to assist the Service Technicians to quickly repair your product.

LIMITED WARRANTY

AUDIOVOX CORPORATION (the Company) warrants to the original retail purchaser of this product that should this product or any part thereof, under normal use and service, be proven defective in material or workmanship within 12 months from the original date of purchase, such defect(s) will be repaired or replaced (at the Company's option) without charge for parts and labor.

To obtain repair or replacement within the terms of this warranty, the product is to be delivered with proof of warranty coverage (e.g. dated bill of sale), transportation prepaid, to an approved warranty station or the company at the address shown below.

This warranty does not extend to the elimination of car static or motor noise, to correction of antenna problems, to costs incurred for removal or reinstallation of the product, or to damage to tapes, speakers, accessories, or car electrical system.

This warranty does not apply to any product or part thereof which in the opinion of the company has been damaged through alteration, improper installation, mishandling, misuse, neglect, or accident.

This warranty is in lieu of all other express warranties or liabilities. ANY IMPLIED WARRANTIES, INCLUDING ANY IMPLIED WARRANTY OF MERCHANTABILITY, SHALL BE LIMITED TO THE DURATION OF THIS WRITTEN WARRANTY. ANY ACTION FOR BREACH OF ANY WARRANTY HEREUNDER INCLUDING ANY IMPLIED WARRANTY OF MERCHANTABILITY MUST BE BROUGHT WITHIN A PERIOD OF 30 MONTHS FROM DATE OF ORIGINAL PURCHASE. IN NO CASE SHALL THE COMPANY BE LIABLE FOR ANY CONSEQUENTIAL OR INCIDENTAL DAMAGES FOR BREACH OF THIS OR ANY OTHER WARRANTY, EXPRESS OR IMPLIED, WHATSOEVER. No person or representative is authorized to assume for the Company any liability other than expressed herein in connection with the sale of this product.

Some states do not allow limitations on how long an implied warranty lasts or the exclusion or limitation of incidental or consequential damage so the above limitations or exclusions may not apply to you.

This warranty gives you specific legal rights and you may also have other rights which vary from state to state.

ASA ELECTRONICS
23319 COOPER DRIVE
ELKHART IN 46514
1 (219) 264-3135