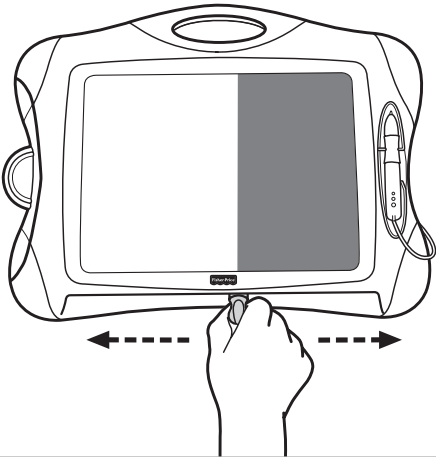


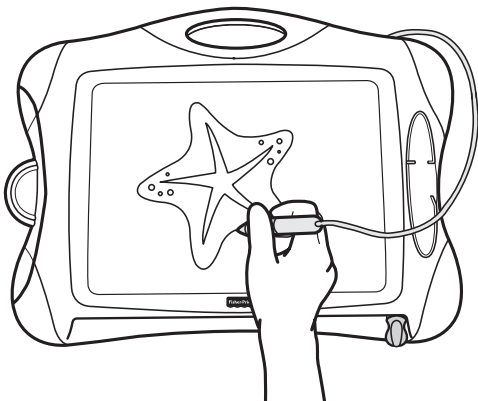
## Magnetic Drawing

1



**IMPORTANT!** Before first-time use, completely darken the drawing screen with the magnetic pen. Slide the eraser lever from side to side to clear the drawing screen. Repeat this procedure several times to enable the drawing screen to create the cleanest, darkest images.

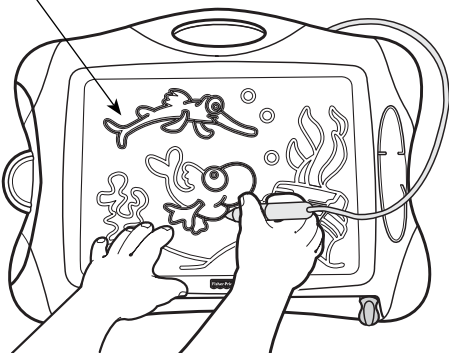
2



• Use the magnetic pen to: create tracings, your own drawings, play games or write messages.


3

Stencil



• To make a drawing from a stencil, place a stencil on the drawing screen.  
• Use the magnetic pen to trace the design.

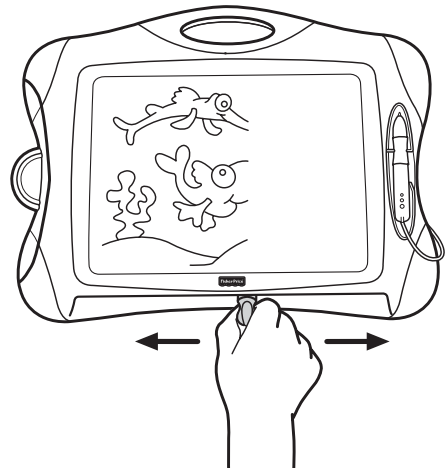
4



• To copy a drawing from a piece of paper onto the drawing screen, place the paper on the drawing screen and trace over the lines of the drawing with the magnetic pen.

**Hint:** You can also use your dry-erase markers to color in your drawing (see dry marker drawing section)!

5



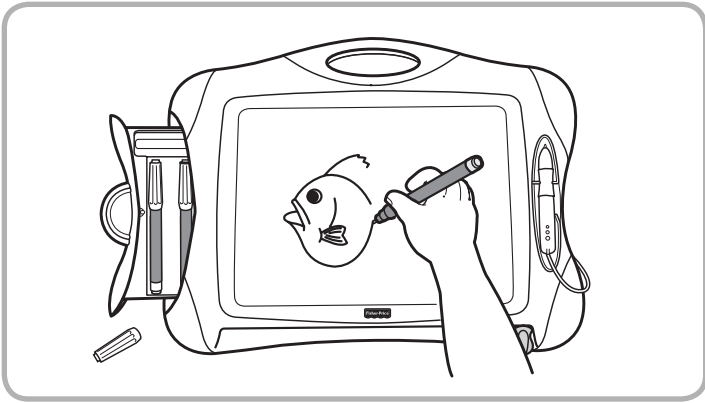
• To erase the drawing screen, slide the eraser lever slowly from side to side.

**IMPORTANT!**

**To avoid damage to the drawing screen:**

- Use only the magnetic pen or markers included.
- Do not use regular pencils, pens, crayons, or markers.
- To avoid damaging the drawing screen, keep this toy away from extreme heat sources such as ovens, heaters and radiators.

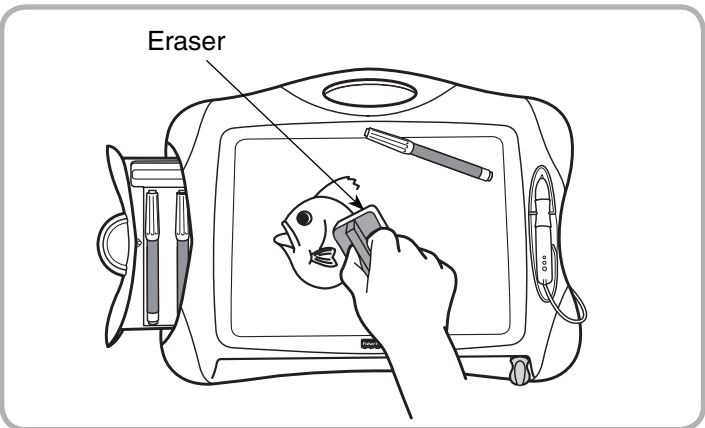
## Dry Marker Drawing



**IMPORTANT!** Use only Fisher-Price® dry-erase markers included. Not all dry-erase markers are made especially for children.

- Remove any stencil from the drawing surface.
- Use Fisher-Price dry-erase markers to color in your drawings or create new images.

**Hint:** Be sure to let markings dry for at least 15 seconds before touching.



- To remove markings from the drawing surface, simply wipe the surface with the eraser.

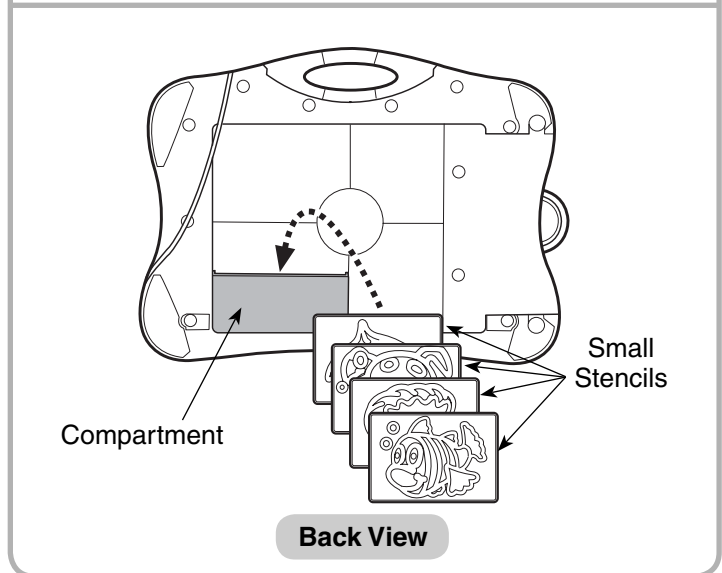
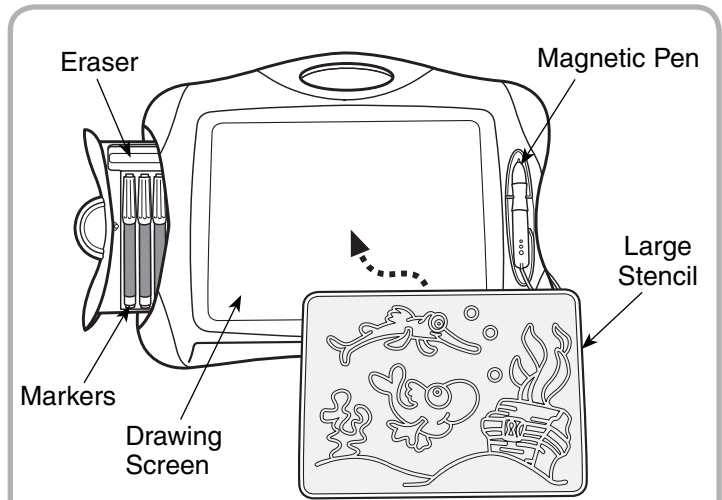
**IMPORTANT!** To completely remove any marker residue from the drawing surface, wipe it with a damp cloth after each use. Marker images left on the drawing surface for extended periods of time should also be removed this way.

Fisher-Price® dry-erase markers are non-toxic and safe for use by children.

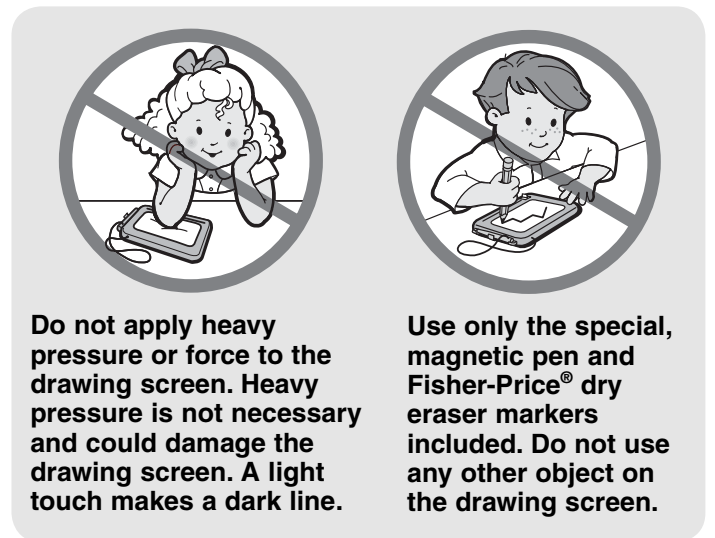
**Hint:** To remove markings from skin, simply use soap and water.

- Use only Fisher-Price dry-erase markers with this product. Never use regular or permanent markers because they cannot be erased and will damage the drawing surface.
- Never use Fisher-Price dry-erase markers on any other surfaces. Markings from Fisher-Price dry-erase markers may not erase from porous surfaces such as cloth, unfinished wood, matte finish paint, wallpaper, vinyl, etc.
- Be sure to replace the cap tightly on Fisher-Price dry-erase markers to prevent them from drying out when not in use.

## Storage



- Replace the magnetic pen in the slot on the right side of the *Doodle Pro™ Color*.
- Fit the Fisher-Price dry-erase markers and eraser into the drawer on the left side of the *Doodle Pro™ Color*.
- Place the large stencil on the drawing screen.
- Fit the small stencils into the compartment on the back of the toy.



**Do not apply heavy pressure or force to the drawing screen. Heavy pressure is not necessary and could damage the drawing screen. A light touch makes a dark line.**

**Use only the special, magnetic pen and Fisher-Price® dry eraser markers included. Do not use any other object on the drawing screen.**

## Questions? We'd like to hear from you!

Call Fisher-Price® Consumer Relations, toll-free at **1-800-432-5437**, 8 AM - 6 PM EST Monday through Friday. Hearing-impaired consumers using TTY/TDD equipment, please call 1-800-382-7470. Or, visit us on line at [www.service.mattel.com](http://www.service.mattel.com).

Write to us at: Fisher-Price® Consumer Relations, 636 Girard Avenue, East Aurora, New York 14052.

For countries outside the United States:

**CANADA:** Questions? 1-800-432-5437. Mattel Canada Inc., 6155 Freemont Blvd., Mississauga, Ontario L5R 3W2; [www.service.mattel.com](http://www.service.mattel.com).

**GREAT BRITAIN:** Mattel UK Ltd, Vanwall Business Park, Maidenhead SL6 4UB. Helpline: 01628 500302.

**AUSTRALIA:** Mattel Australia Pty. Ltd., 658 Church Street, Locked Bag #870, Richmond, Victoria 3121 Australia. Consumer Advisory Service 1300 135 312.

**NEW ZEALAND:** 16-18 William Pickering Drive, Albany 1331, Auckland.

**ASIA:** Mattel East Asia Ltd, Room 1106, South Tower, World Finance Centre, Harbour City, Tsimshatsui, HK, China.

Fisher-Price, Inc., a subsidiary of Mattel, Inc., East Aurora, NY 14052 U.S.A.

©2005 Mattel, Inc. All Rights Reserved. ® and ™ designate U.S. trademarks of Mattel, Inc.