

Advanced Home Telephone and Video Panel

Advanced Home Telephone and Video Panel

APPLICATION

Leviton's Advanced Home Telephone and Video Panel combines a Telephone Line Distribution Module, Category 5e Voice and Data Board, and a 6-way 2 GHz Video Splitter in a dedicated plastic bracket for multi-line systems with video distribution. Provides two to four lines of service to up to 19 connections. Distribute "Line 1" service to up to 12 different connections; distribute four-line service to up to eight different connections. Route voice and data services to up to 6 remote locations via Category 5e Voice & Data modules. Link with other distribution panels or modules to expand the system.

STANDARDS COMPLIANCE

Meets all applicable standards: cULus Listed; TIA/EIA-568A and FCC Part 68 compliant.

PHYSICAL SPECIFICATIONS

Materials: Bracket:
ABS plastic, white.
Telephone Line Distribution Module:
Printed circuit board with 19 8P8C jacks for 2- or 4-line distribution, one test port, one auxiliary disconnect port, one 110-IDC, and an optional security system punchdown.
Category 5e Voice and Data Board:
Printed circuit board with six Category 5e ports and six 110-IDCs.
6-way 2 GHz Video Splitter:
Die-cast housing and printed circuit board construction.


Dimensions: Bracket:
6.13"H x 13.30"W x 2.28"D
Telephone Line Distribution Module:
5.8"H x 3.5"W x .063"D
Category 5e Voice and Data Board:
2.24"H x 6.57"W x 1.96"D
6-way 2 GHz Video Splitter:
3.0"H x 6.58"W x 1.4"D
Insertion Loss: 11.0 dB -14 dB
Return Loss: 11.5 dB - 23.5 dB
Isolation: 35.0 dB - 39.5 dB

WARRANTY INFORMATION

- Two-year limited product warranty.

For ELECTRONIC Typical Specs see (.TXT) file on disk.

See ELECTRONIC FILES for CAD files (.DXF, .DWG, MS-DOS.EPS) on disk



DESIGN CONSIDERATIONS

- Fits easily into any Leviton Structured Media™ enclosure, or used as a stand-alone unit.
- Determine outlet locations and carefully plan cable routing to ensure the selected unit satisfies requirements. Additional modules available separately.
- Isolated RJ-45 jack and punchdown security interface.
- Modular RJ-45 jacks and 4-pair 110-type IDC punchdowns.
- Use provided 8P8C patch cord to link the Telephone Line Distribution Module to media modules. Use high-speed UTP cable to route data, phone, fax or modem signals.

For ELECTRONIC Typical Specs see (.TXT) file on disk.

TYPICAL SPECIFICATION

The Advanced Home Telephone and Video Panel shall meet all applicable standards: cULus Listed; TIA/EIA-568A and FCC Part 68 compliant. The unit shall include a plastic mounting bracket, Telephone Line Distribution Module, Category 5e Voice and Data Board, and 6-way 2 GHz Video Splitter. It shall fit into any Leviton Structured Media enclosure, or be used as a stand-alone unit. The panel shall feature an RJ-45 port on the Telephone Distribution Board providing isolated circuitry for a security system. A two-year limited product warranty shall be provided by the manufacturer.



For Applications Engineering Support – Call 1-425-485-4288; in USA call 1-800-824-3005
Spec sheets and updates are also available at www.levitonvoicedata.com.



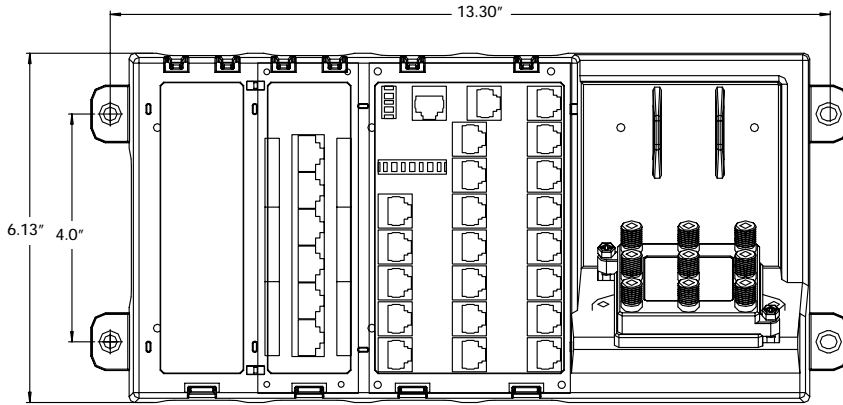
Advanced Home Telephone and Video Panel

Part Number
47606-AHT


.....

DIMENSIONAL LINE ART

See ELECTRONIC FILES for CAD images
(.DXF, .DWG, MS-DOS.EPS)



Front View



Side View

PART NUMBERS

Description	Part No.
Advanced Home Telephone and Video Panel	47603-AHT

For Applications Engineering Support – Call 1-425-485-4288; in USA call 1-800-824-3005.
Spec sheets and updates are also available at www.levitonvoicedata.com.



2222 – 222nd St. SE • Bothell, WA 98021 USA • Tel: 1-800-722-2082 / 1-425-485-4288 • Fax: 1-425-483-5270 • Int'l Fax: 1-425-485-9170 • GSA# GS-35F-4785G

