

## Zone 4 Seismic Cabinets, 45U

These 40" deep and 32" deep cabinets meet  
Zone 4 seismic requirements.

Hold up to 2500 pounds of equipment.



**Customer  
Support  
Information**

Order toll-free in the U.S.: Call 877-877-BBOX (outside U.S. call 724-746-5500)  
FREE technical support 24 hours a day, 7 days a week: Call 724-746-5500 or fax  
724-746-0746 • Mailing address: Black Box Corporation, 1000 Park Drive, Lawrence,  
PA 15055-1018 • Web site: [www.blackbox.com](http://www.blackbox.com) • E-mail: [info@blackbox.com](mailto:info@blackbox.com)

## Trademarks Used in this Manual

---

### Trademarks Used in this Manual

Black Box and the Double Diamond logo are registered trademarks of BB Technologies, Inc.

NEBS is a trademark of Telcordia.

Any other trademarks mentioned in this manual are acknowledged to be the property of the trademark owners.

Table of Contents

- 1. Specifications ..... 4
- 2. Overview ..... 6
  - 2.1 Introduction ..... 6
  - 2.2 Features..... 6
  - 2.3 What’s Included ..... 7
  - 2.4 What You Need to Supply ..... 7
  - 2.5 Hardware Description..... 8
- 3. Installing the Mounting Plates in the Cabinet ..... 9
- 4. Troubleshooting ..... 11
  - 4.1 Contacting Black Box ..... 11
  - 4.2 Shipping and Packaging ..... 11

# Chapter 1: Specifications

---

## 1. Specifications

**Cable Entry Ports** — (2) on top of cabinet with caps and grommets

**Exterior Height** — 84.05" (213.5 cm)

**Exterior Width** — 27.55" (70 cm)

**Exterior Depth** — RM5100A: 39.37" (100 cm);  
RM5110A: 31.5" (80 cm)

**Finish** — RAL 9005 textured low-gloss black polyester powder paint coating inside and out; smoke gray acrylic window in reinforced front door

**Frame** — Heavy gauge welded steel frame with (6) rack angle mounting struts

**Interior Width** — 19" (48.3 cm)

**Number of Fan Cutouts** — (2) with finger guards

**Rack Angle Holes** — RM5100A: M6 square;  
RM5110A: 10-32 tapped

**Rack Units** — 45U

**Standards** — NEBS™ Telcordia GR-63-CORE Zone 4: Tested with 1000 lb. (453.6 kg) of equipment installed and 100 lb. (45.4 kg) of simulated cable weight on the top; Meets California Building Code (CBC) requirements

**Weight Capacity** — Dynamic: 1100 lb. (499 kg);  
Static: 2500 lb. (1134 kg)

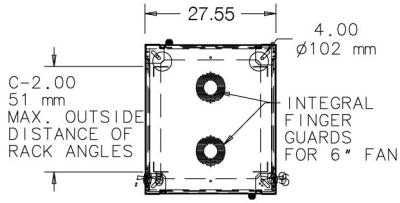


Figure 1-1. Top dimensions.

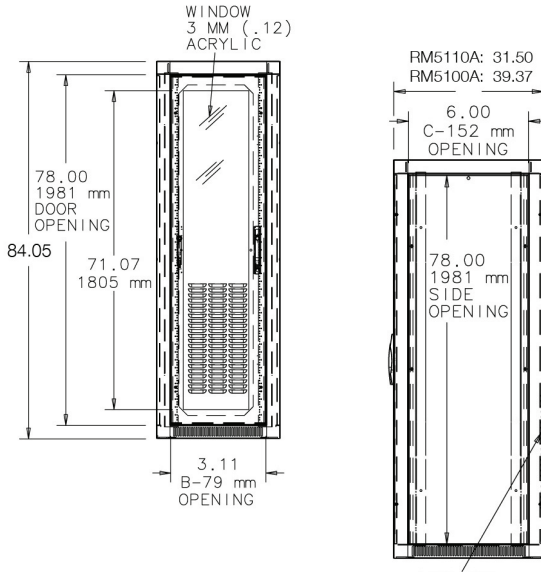


Figure 1-2. Front and side dimensions.

### 2. Overview

#### 2.1 Introduction

The Zone 4 Seismic Cabinet protects servers, networking equipment, and telephony equipment through Zone 4 seismic activity. It's made of heavy-gauge welded steel and supports up to 2500 pounds (1134 kg) of equipment. The cabinet is also ideal for use in high vibration areas or areas with high load capacities. It conforms to EIA standards for 19" equipment mounting. Use it in different applications with 19-inch rackmount equipment and fans.

The top of the cabinet features two cable entry ports with caps and grommets, and two fan-ready cutouts with finger guards. With its "chimney" effect, the cabinet cools mounted equipment by drawing cool air through louvers and venting the heated air through the top.

Two models are available:

- RM5100A: 39.37" deep Zone 4 Seismic Cabinet with M6 square mounting rails
- RM5110A: 31.5" deep Zone 4 Seismic Cabinet with 10-32 tapped mounting rails

Mounting hardware is not included.

#### 2.2 Features

- Both front and rear doors are hinged left and equipped with keylock flush handle and three-point latching.
- Same key provides access to all doors and side panels.
- Doors and side panels can be removed for easier equipment installation and upgrades.
- Vented, heavy gauge steel base is designed to bolt to floor with seismic-rated fasteners.
- Has louvers on lower 1/3 of rear door for ventilation.
- The cabinet ships fully assembled.

### 2.3 What's Included

#### **RM5100A:**

- 84.05"H x 27.55"W x 39.37"D Zone 4 Seismic Cabinet
- (2) sets of painted rack angles with M6 holes per EIA spacing ( $\frac{5}{8}$ " x  $\frac{5}{8}$ " x  $\frac{1}{2}$ " )
- (4) mounting plates
- This user's manual

#### **RM5110A:**

- 84.05"H x 27.55"W x 31.5"D Zone 4 Seismic Cabinet
- (2) sets of painted rack angles with 10-32 tapped holes per EIA spacing ( $\frac{5}{8}$ " x  $\frac{5}{8}$ " x  $\frac{1}{2}$ " )
- (4) mounting plates
- This user's manual

### 2.4 What You Need to Supply

- $\frac{1}{2}$ " high-strength mounting hardware

2.5 Hardware Description

Figure 2-1 shows the components of the cabinets.

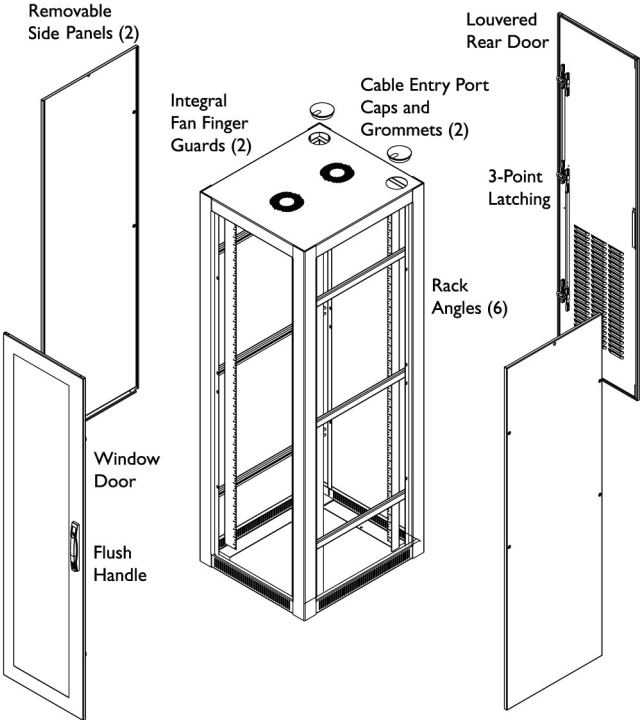


Figure 2-1. Cabinet components.



### 3. Installing the Mounting Plates in the Cabinet

The cabinet ships fully assembled, but you will need to use the (4) mounting plates (included) with 1/2" high-strength mounting hardware (not included) to install equipment in the cabinet.

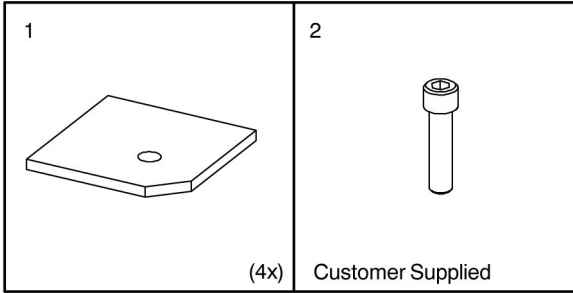


Figure 3-1. Mounting plates (1, included) and hardware (2, not included).

# Chapter 3: Installing the Mounting Plates in the Cabinet

Figure 3-2 shows how to install the mounting plates in the cabinet.

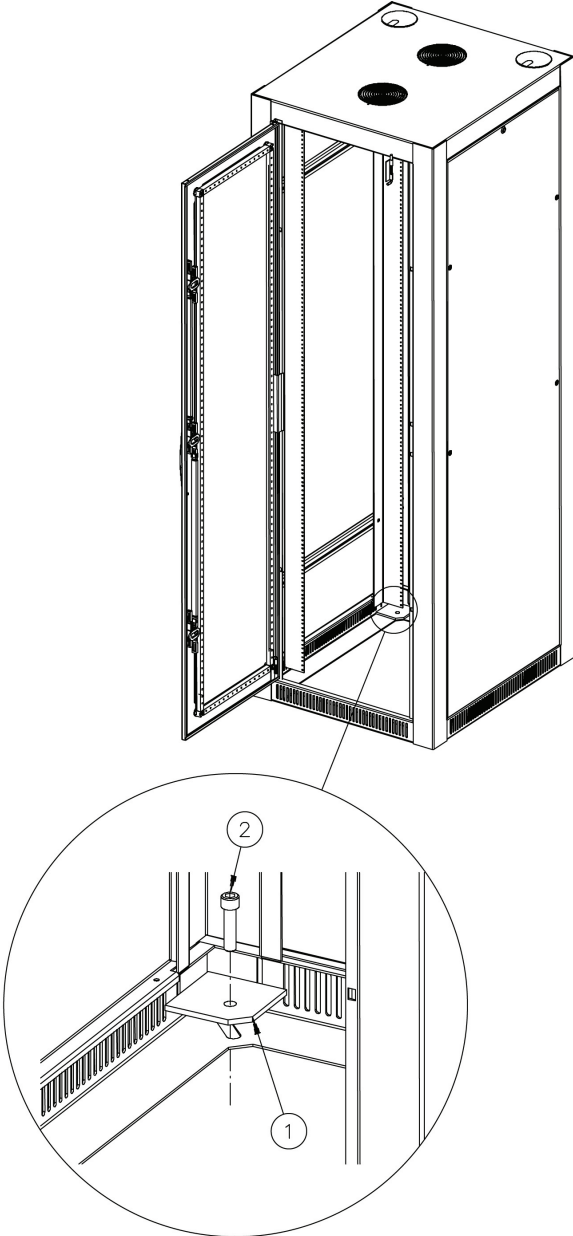


Figure 3-2. Installing the mounting plates in the cabinet.

### 4. Troubleshooting

#### 4.1 Contacting Black Box

If you determine that your cabinet is malfunctioning, do not attempt to alter or repair the unit. It contains no user-serviceable parts. Contact Black Box Technical Support at 724-746-5500 or [info@blackbox.com](mailto:info@blackbox.com).

Before you do, make a record of the history of the problem. We will be able to provide more efficient and accurate assistance if you have a complete description, including:

- the nature and duration of the problem.
- when the problem occurs.
- the components involved in the problem.
- any particular application that, when used, appears to create the problem or make it worse.

#### 4.2 Shipping and Packaging

If you need to transport or ship your cabinet:

- Package it carefully. We recommend that you use the original container.
- If you are returning the unit, make sure you include everything you received with it. Before you ship for return or repair, contact Black Box to get a Return Authorization (RA) number.

**Black Box Tech Support: FREE! Live. 24/7.**

Tech support the  
way it should be.



Great tech support is just 30 seconds away at  
724-746-5500 or [blackbox.com](http://blackbox.com).



### About Black Box

Black Box provides an extensive range of networking and infrastructure products. You'll find everything from cabinets and racks and power and surge protection products to media converters and Ethernet switches all supported by free, live 24/7 Tech support available in 30 seconds or less.

© Copyright 2012. Black Box Corporation.