



Flexible DSL Deployment Using a Mini-DSLAM Strategy

Standards-based DSL has fostered a highly competitive environment, and service providers have benefited with a wide choice of low-cost equipment solutions. These benefits have expanded to include DSLAM solutions optimized for remote areas served by remote terminals and multi-dwelling applications such as hotels and campus applications.

The ADTRAN® Total Access® 1200 Series of Mini-DSLAMs provide all the features of a central office-class DSLAM combined with the attributes of a sensible RT solution, including:

- ◆ Price, Performance, Value
- ◆ OSP Compliance
- ◆ Small Space Requirements
- ◆ Ease of Installation
- ◆ Growth and Scalability
- ◆ Remote Management
- ◆ Effective Competitive Strategy

ADTRAN's Mini-DSLAMs make DSL access affordable for the entire network, with the flexibility and scalability to meet today's and tomorrow's network needs.

DSL Access for the Entire Network

Affordable DSL Strategies. Broadband access offers exciting new revenue opportunities for applications such as Internet access and video. Adjunct DSLAMs placed in existing DLC cabinets or adjunct DSLAM cabinets represent the most cost-effective solution for providing DSL, even considering the cost of rolling a truck to connect the service. The Total Access 1200 Series is an ideal solution for the existing network with its affordability and small footprint. Low initial investment, "grow as you go" expandability and modularity to increase bandwidth are attributes that make the Total Access 1200 Series the perfect choice for meeting your customer demands.

Small Office and Remote Terminal Applications. Line counts, available space, and DSL take rates influence the choice of DSL platform. For areas with lower line counts, the Total Access 1200 Series offers 24 ADSL ports in a single rack

unit of space, with expansion capabilities to 96 ports. Start with a single unit equipped with DS1 IMA for simple network setup and maintenance, then grow with your business using cost-effective expansion systems.

ATM and IP/Ethernet Solutions. For existing ATM networks, the Total Access 1200 Series of Mini-DSLAMs is an ideal solution for remote environments that demand fewer ports but all the functionality of a full-scale DSLAM. In IP/Ethernet networks, the Total Access 1250 combines straightforward IP access with the advantages of standards-based DSL deployments to create additional coverage and revenue opportunities. Interfacing the Total Access 1250 with the Internet through LAN access is a simple, effective solution for campus and multi-dwelling environments.



The Total Access 1200 Series of Mini-DSLAMs – Flexible Solutions for Your Network

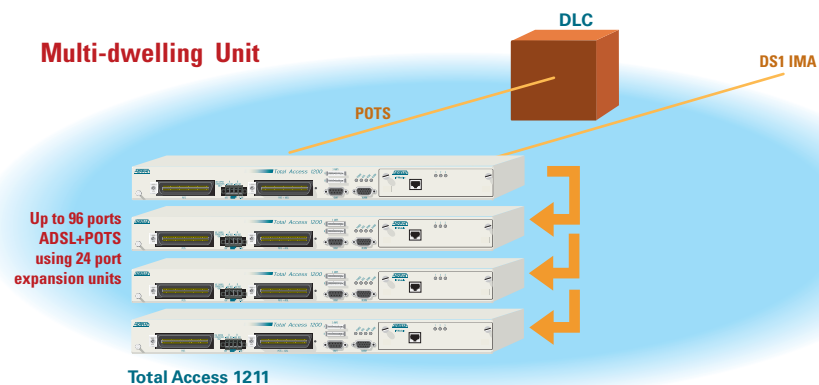
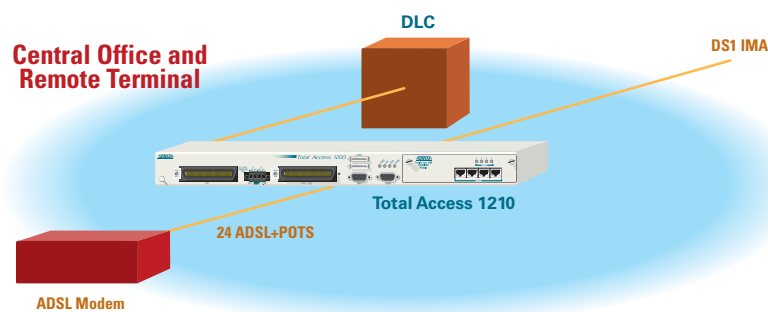
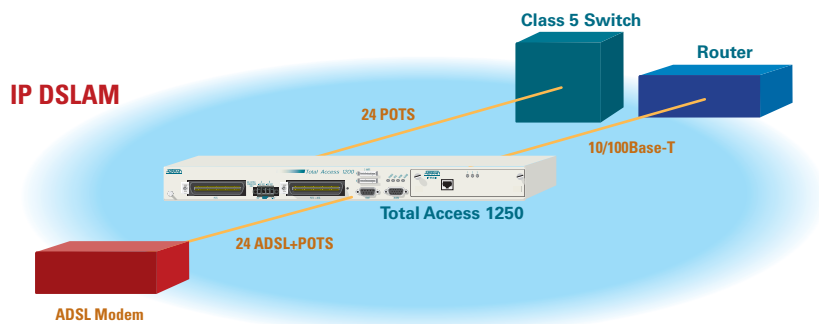
The Total Access 1200 Series of Mini-DSLAMs are temperature-hardened mini-DSLAMs that enable delivery of 24 ports of ADSL with POTS service from smaller central offices, controlled environmental vaults, remote terminals, and customer premises. ADTRAN engineering has designed these Mini-DSLAMs to be compact, 1U high units that provide space savings while offering multiple options for deployment. Design flexibility enables the Total Access 1200 Series to be mounted as rack, wall, or vertical positioned units inside existing enclosures.

The Total Access 1200 Series of Mini-DSLAMs offer a scalable network interface, up to 96 ports of ADSL with expanded architecture, and a Quad IMA module with future capabilities for Octal IMA, DS3, OC-3c and the ability to serve more

than 96 ports. These Mini-DSLAMs incorporate scalability to meet growing subscriber needs. The units are interoperable with any standard DS1 IMA system, including the Total Access 3000 IMA Aggregation System.

The Total Access 1210 and 1211 models are designed to interface existing ATM-based networks. Existing POTS services are combined with ADSL through front panel connectors for simple installation. The Total Access 1250 combines an IP/Ethernet interface with 24 standard ADSL subscriber interfaces. In applications that utilize LAN access and routers for Internet connectivity such as hotels and campus environments, the Total Access 1250 is advantageous by utilizing inexpensive, commonly available modems without ATM switch or provisioning concerns.

Total Access 1200 Series of Mini-DSLAMs in Typical Network Applications



Total Access 1200 Series of Mini-DSLAMs Product Features

- Mini-DSLAMs for CO, CEV, RT applications demanding cost-efficiency
- Choice of ATM and IP/Ethernet uplinks
- 24 ports of ADSL with integrated splitters
- Expansion capability up to 96 ports
- Inverse Multiplexing over ATM (IMA) for up to four T1 IMA links in a single unit
- Interoperable with any ATM DS1 IMA system
- Lifeline POTS support (pass through)
- Front access to all connections
- Fully redundant A/B power inputs
- Local craft interface and ATM in-band management channel enable provisioning and alarm monitoring via SNMP/ASCII text and TL1
- Industry-leading, 10-year warranty

Total Access 1200 Mini-DSLAMs

Product Specifications

Front Panel Features

- Five LEDs: Power, ADSL, Network, Alarm, T1/E1
- Two 50-pin Amphenol interfaces: POTS, ADSL+POTS
- DB-9 craft interface
- DB-15 alarm interface: Input/output
- Four RJ-45 uplink trunks

Mechanical

- Dimensions: 1.75 in. H x 17.25 in. W x 11.13 in. D
- Weight: 8 lb
- Mounting: Rackmount or wallmount
Can be mounted in either a flush mount or mid-mount orientation in either a 19-inch or 23-inch rack.

Interfaces

Network Interfaces

- IMA
- IP/Ethernet

Subscriber Interfaces

- ADSL with integrated splitters

Modulation Supported

- ANSI T1.413

Electrical

- -42 VDC to -56 VDC

ADTRAN, Inc.
901 Explorer Boulevard
P.O. Box 140000
Huntsville, AL 35814-4000

800 9 ADTRAN
256 963-8030 fax
info@adtran.com
www.adtran.com



The Network Access Company

Copyright © 2004 ADTRAN, Inc. Printed in the USA. All rights reserved. ADTRAN and Total Access are registered trademarks of ADTRAN, Inc. All other trademarks and registered trademarks mentioned in this publication are the property of their respective owners.

Regulatory Standards

- NEBS Level 3
- NRTL Safety Listed
- GR-63-CORE, Issue 2
- GR-1089-CORE, Issue 3

Management

- Local: ASCII – menu
- Remote: SNMP, TL1, 10Base-T Ethernet

Environmental

- Operating: -40°C to +70°C
- Storage: -40°C to +85°C
- Relative humidity: 95 percent, noncondensing

Ordering Information

Equipment	Part #
Total Access 1210	
Total Access 1210 ATM Mini-DSLAM includes:	4179611L1
Total Access 1200 RDS Shelf, 19-inch, 24-port	1179601L1
Total Access 1210 Quad IMA Interface	1179611L1
Total Access 1211	
Total Access 1211 Mini-DSLAM includes:	4179611L2
Total Access 1200 RDS Shelf, 19-inch, 24-port	1179601L1
Total Access 1211 Quad IMA Expansion	1179611L2
Total Access 1250	
Total Access 1250 Mini-DSLAM includes:	4179611L3
Total Access 1200 RDS Shelf, 19-inch, 24-port	1179601L1
Total Access 1250 IP Module	1179611L3

For more information about how ADTRAN can help you incorporate cost-saving solutions for your network, visit www.adtran.com or call 800 9ADTRAN today.