

Half Scale

Ordering Information

Family	Lamps	Length	Shielding	Ballast	Voltage	Finish
LSB	1 1 = 1-Lamp T5	4 = 4-Foot 8 = 8-Foot	D D = Radial Louver	28 = 28W T5 54 = 54W T5 5E = 54W T5 Emergency Pack 2E = 28W T5 Emergency Pack 5D = 54W T5 Dimming	1 = 120 volt 2 = 277 volt	AL = Aluminum WH = White

Complete ordering instructions below.

Features

- Housing:** Extruded aluminum. Die-cast end cap mechanically attached with no exposed fasteners or hardware.
- Lamping:** One T5, 28 or 54 watt (as specified) fluorescent lamp per 4-foot nominal section. Provided by others.
- Reflector:** Precision die-formed semi-specular aluminum.
- Radial Louver:** Precision die-formed aluminum straight blade louver, blades are 5/8" (1.59cm) high and 5/8" (1.59cm) O.C.

Electrical

Ballast is <10% THD, .98 ballast factor, pre-heat start. 18 gauge wire. Color-coded quick connectors allow ease of connection for joiner modules. Power feed is 18 gauge white SJT. For special circuiting consult factory. Factory installed ballast disconnect allows the ballast to be disconnected from and reconnected to incoming power under load without turning the entire circuit off.

Dimming: - 120/277 VAC 1% dimming level, 4 wire feed required.

Emergency Battery Pack: - 28 watt: 520 lumens @ 90 minutes, 54 watt: 700 lumens @ 90 minutes, 4 wire feed required.

Mountings

Cable suspension (not shown) - 4-1/2" (11.43cm) diameter canopy finished white enamel, 1/16" (0.16cm) diameter stainless steel aircraft cable adjustable up to 36" (91.44cm). Dual-screw draw-tight connector to create hairline seam between joiner modules.

Finish

Powder coated baked white or aluminum finish. Custom colors available, consult factory.

Options and Accessories

Emergency circuiting; special circuiting; X, T & L joiner blocks - consult factory.

Ordering Instructions

Individual Fixtures:

- Order number of MODULES required.
- Order one POWER FEED END SET per MODULE.

Continuous Rows:

- Determine run length.
- Order the appropriate number of MODULES for the complete run.
- Order one POWER FEED END SET per run.
- Order one CABLE ASSEMBLY per MODULE minus one per run.
- For runs that exceed amperage limits, order the appropriate number of CABLE/CORD ASSEMBLIES.

Labels

UL, cUL, and I.B.E.W.

Job Information

Type:

Job Name:

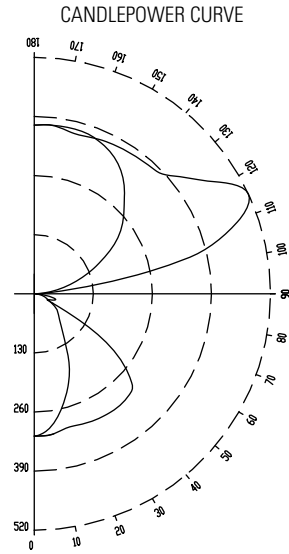
Cat. No.:

Lamp(s):

Notes:

631 Airport Road, Fall River, MA 02720 • (508) 679-8131 • Fax (508) 674-4710
We reserve the right to change details of design, materials and finish.
www.lightolier.com © 2008 Philips Group • B0908

Performance



ZONE DEG.	CANDLEPOWER				
	0	22	45	67	90
180	371	371	371	371	371
175	373	373	373	373	373
165	373	374	372	371	363
155	361	365	365	372	370
145	332	342	358	377	375
135	280	300	338	379	381
125	229	260	342	433	438
115	156	206	394	499	520
105	85	189	302	387	399
95	23	75	12	41	43
90	0	0	0	0	0
85	6	8	1	14	15
75	22	24	26	30	49
65	36	39	45	56	31
55	61	63	78	169	208
45	78	82	120	221	303
35	112	228	175	254	310
25	183	195	224	277	308
15	249	255	272	298	303
5	303	305	310	313	313
0	313	313	313	313	313

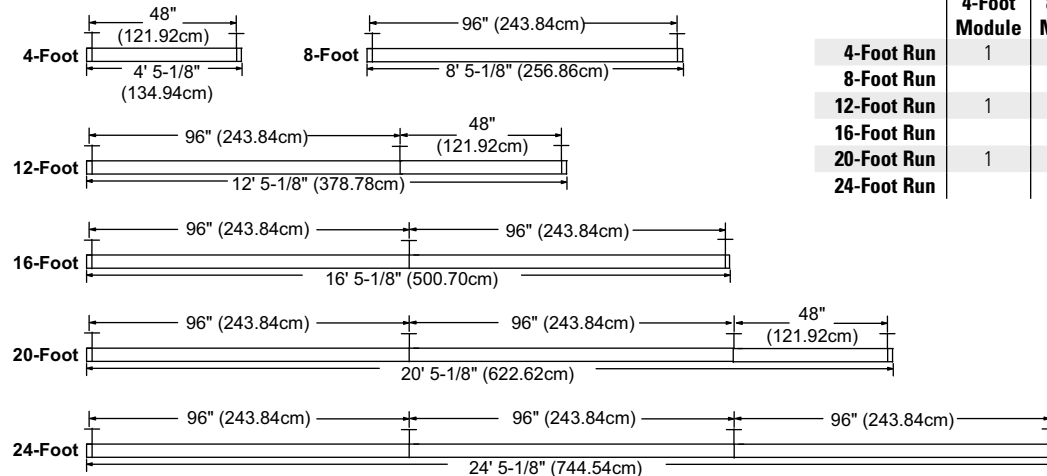
	COEFFICIENTS OF UTILIZATION								
	% EFFECTIVE CEILING CAVITY REFLECTANCE								
	80			70			50		
	WALL REFLECTANCE								
	70	50	30	70	50	30	50	30	10
0	85	85	85	76	76	76	59	59	59
1	78	75	72	70	67	64	52	50	49
2	71	66	61	64	59	55	46	44	41
3	65	58	53	58	52	47	41	38	35
4	60	52	46	53	47	41	37	33	30
5	55	46	40	49	42	36	33	29	26
6	51	41	35	45	37	32	30	26	23
7	47	37	31	42	33	28	27	23	20
8	43	33	27	39	30	25	24	20	17
9	40	30	24	36	27	22	22	18	15
10	37	28	22	33	25	20	20	16	14

DISTRIBUTION			
Zone	Lumens	% Lamp	% Luminaire
0-90	641	22.1	26.3
90-180	1794	61.9	73.7
0-180	2435	84.0	100.0

REPORT NO: LRL 300-1R
 CAT NO: LSB14D28
 LAMPS: 1 F28T5
 LUMENS: 2900
 EFFICIENCY: 84.0%

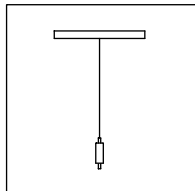
Calculations are for 28 watt T5 lamps, for 54 watt T5 lamps multiply by 1.7

Fixture Lengths & Mounting Locations

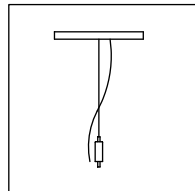


	4-Foot Module	8-Foot Module	Cable/Assembly	Power Feed End Set
4-Foot Run	1			1
8-Foot Run		1		1
12-Foot Run	1	1	1	1
16-Foot Run		2	1	1
20-Foot Run	1	2	2	1
24-Foot Run		3	2	1

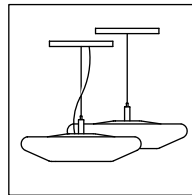
Mounting Accessories



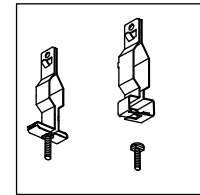
Cable Assembly
 Single Cable: **LSBC36**



Cable/Cord Assembly
 Single Cable & Cord: **LSBCC36**
 Single Cable & 4 Wire Cord*: **LSBCC36X4**



Power Feed End Set
 Straight Cord: **LSBEC36WH** (white)
LSBEC36AL (aluminum)
 4 Wire Cord*: **LSBEC36WHX4** (white)
LSBEC36ALX4 (aluminum)



Ceiling Grid Kit
CGK
 Includes both Standard 1" (2.54cm) Tee Bar Clip & Slot Tee Clip

*Use for dimming, switching, and emergency battery packs.

Job Information	Type:
-----------------	-------

631 Airport Road, Fall River, MA 02720 • (508) 679-8131 • Fax (508) 674-4710
 We reserve the right to change details of design, materials and finish.
 www.lightolier.com © 2008 Philips Group • B0908