

SPECS

PEAVEY ELECTRONICS

FH™ 1 Compact, High- Level Folded-Horn Low Frequency System

SPECIFICATIONS

Enclosure:

FH™-1

Frequency Response, 1 Meter on Axis, Swept Sine Averaged Across Operating Bandwidth in Anechoic Environment:

58 Hz - 500 Hz

Low Frequency Limit (-3 dB point):

58 Hz

Useable Low Frequency Limit (-10 dB point, ref. avg. level):

45 Hz

Power Handling:

350 watts continuous (52.9 volts RMS)

700 watts program

Sound Pressure Level, 1 Watt at 1 Meter, Swept Sine Input in Anechoic Environment:

104 dB

Maximum Sound Pressure Level:

127 dB

Transducer Complement:

One 15" model 1504-4 Black Widow® low frequency driver

Impedance (Nominal):

8 ohms

Impedance (Minimum):

5.6 ohms

Input Connections:


Two ¼" female connectors in parallel

Enclosure Materials and Finish:

7 ply high density ¾" plywood splatter paint

Dimensions:

30⁵/₈" (77.8 cm) W x 25³/₈" (64.5 cm) H x 23³/₄" (57.8 cm) D



Net Weight:

117 lbs.

DESCRIPTION

The FH™-1 is a low frequency folded horn enclosure designed to work as the low end of the Project Two Series high level sound reinforcement system, or can work alone as a bass monitor. Its folded horn design combines efficiency and bandwidth into a compact, yet powerful, enclosure. The cabinet is constructed of 7 ply, ¾" high density plywood, splatter painted and reinforced with steel corners. Recessed handles on each side aid in convenient set-up and transportation. The FH-1 is comprised of one 15 inch 1504-4 Black Widow® woofer optimally aligned within a complex folded-horn cabinet designed to use the ground, floor, or stage platform it rests on to extend the horn. This virtual coupling of the horn to a reflecting boundary changes the radiation load from a 4 pi, or completely open en-

vironment, to a 2 pi (or hemispherical) loading which effectively boosts the very low frequencies by 6 dB. Connections are provided via two ¼" female connectors wired in parallel.

FREQUENCY RESPONSE

The frequency response of the FH™-1 is measured in an anechoic environment at a distance of 1 meter while using a 2.82 volt logarithmically swept sine input. This measurement is useful in determining the accuracy in which the enclosure reproduces the input signal. The combination of the 15" 1504 Black Widow® along with the field horn design results in a flat desirable response as shown in Figure 1.



POWER HANDLING

There are many different approaches to power handling ratings. Peavey rates this speaker system's power handling using a modified form of the AES Standard 2-1984. Utilizing audio band (20 Hz-20 kHz) pink noise with peaks over four times the RMS level, this strenuous test signal assures the user that every portion of this system can withstand today's high technology music. The test signal contains large amounts of very low frequency energy, effectively simulating the frequency content of live music situations. The full measure of high frequencies in the test signal allow for exposure of the speaker system to

synthesized tone that may extend beyond audibility. This rating is contingent on having a minimum 3 dB of amplifier headroom available.

ARCHITECTURAL & ENGINEERING SPECIFICATIONS

The loudspeaker system shall have an operating bandwidth of 58 Hz to 500 Hz. The output level shall be 104 dB when measured at a distance of one meter with an input of one watt. The nominal impedance shall be 8 ohms.

The continuous power handling shall be 350 watts, maximum program power of 700 watts, with a minimum amplifier headroom of 3 dB. The outside dimensions shall be 30⁵/₈" wide by 25³/₈" high by 23³/₄" deep. The weight shall be 117 lbs. The loudspeaker system shall be a Peavey model FH™-1.

ONE YEAR LIMITED WARRANTY —

NOTE: For details, refer to the warranty statement. Copies of this statement may be obtained by contacting Peavey Electronics Corporation, P. O. Box 2898, Meridian, Mississippi 39302-2898.

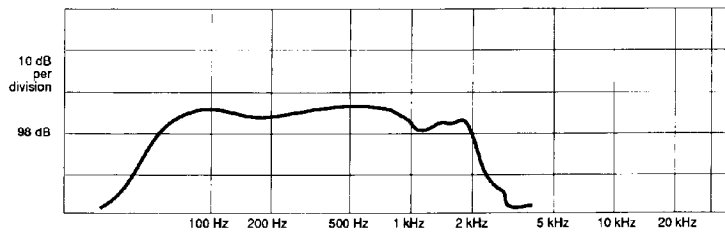


Figure 1. FREQUENCY RESPONSE

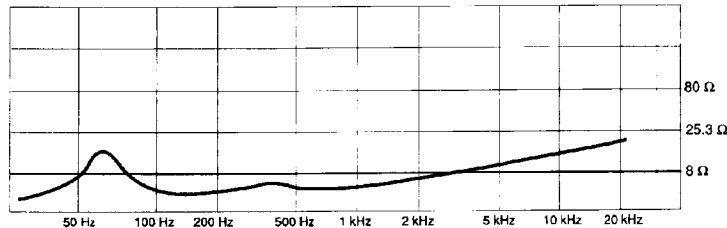


Figure 2. IMPEDANCE



Features and specifications subject to change without notice.