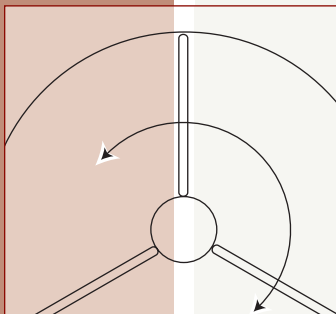
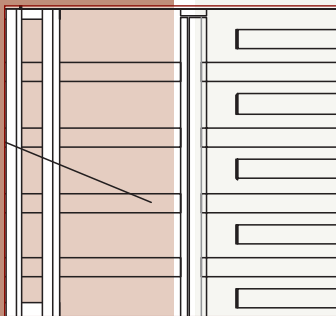
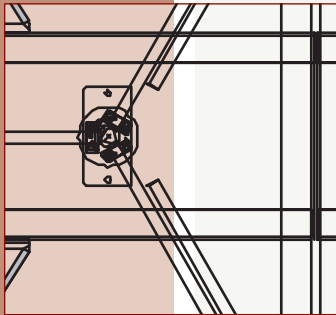




- **Lightweight Removable Control Mechanism**
- **Field Changeable for Fail Safe or Fail Secure Operation**
- **Outdoor Rated & Easy to Assemble**
- **Linear Action Centering**
- **Shock Absorption at all Impact Points**
- **Hinge Door Service Access**
- **Large Block Terminals for Field Connections**
- **1-1/8" thick Hard Coated Ratchets with 1" thick Hard Coated Pawls**

Full Height Galvanized Steel Turnstile Series



AT-FST Series

The AT-FST full height galvanized steel turnstile series provides superior access control through solid construction and safe design. These units are rated for outdoor use and are hot dip galvanized finish.

This unit was developed with the installer in mind and can be assembled in a fraction of the time it takes to install comparable industry models. Should requirements change after installation, a user can easily change these units (that come electrically pre-configured) from fail-safe to fail-secure.

To prevent shock and vibration from transferring through the turnstile frame, all areas where mechanical impact occurs during normal operation (ratchets and mechanism mounts) are insulated with shock absorbing materials. This unique design assures a quiet and smooth operation of the turnstile and adds to the life of all mechanical parts.

Linear does not charge extra for safety! Included with every turnstile are the following safety features: Heel protection, Home Position centering of spindle and Relocking timer.

ORDERING GUIDE

Order the turnstile that meets your needs. Start with the product category, then specify the finish, configurations and options you need to complete your custom turnstile. If you need further customization - call the factory with your exact specification requirements.

EXAMPLE 1: (SINGLE UNIT) AT-FSTGS21= A galvanized steel, single passageway turnstile with fail-secure entrance and fail safe exit in the controlled direction(s).

EXAMPLE 2: (DOUBLE UNIT) AT-FSTGD2121= A galvanized steel, double passageway turnstile with fail-secure entrances and fail safe exits in the controlled direction(s).

AT	type	finish	configure	Single Units		Double Units	
				entrance 1	exit 1	entrance 2	exit 2
	FST	G	S	2	1	2	1
Aigis Turnstile	F - Full Height Galvanized Steel	G - Galvanized	S - Single D - Double	1 - Fail-Safe	1 - Fail-Safe	1 - Fail-Safe	1 - Fail-Safe
				2 - Fail-Secure	2 - Fail-Secure	2 - Fail-Secure	2 - Fail-Secure
				3 - Not Used	3 - Not Used	3 - Not Used	3 - Not Used
				4 - Manual	4 - Manual	4 - Manual	4 - Manual

TURNSTILE SPECIFICATIONS	
OPTION	
Primary Voltage	115V
Power	40W
Solenoids	24VDC. 14W
Control Boards	20VAC Input, 5A Contacts Independent Controller for each Direction of Turnstile Rotation Fail-safe / Fail Secure Switch Processor Control Logic Accept Momentary (1sec or less) Dry Contact Closure to Activate Timed Auto Re-Lock Turnstile When Not In Use
Passageway	28" w X 80" h Clear Passage
Spindle Arm Sections	3 - pre-welded sections of 1" x 2 1/2" rectangular tubing 9 - arms per section
Barrier Section	1 - pre-welded section of 1" x 2 1/2" rectangular tubing 9 - arms per section
Ceiling Plates	14 gage Galvanized Steel sheet
Header and Cover	14 gage Galvanized Steel sheet Cover and Doors Hinged Lockable Access Panels Access for Removal of Control Mechanism
Controller Mechanism	8" O.D. x 1-1/8" t Ratchets 1-1/2" w X 1" t Pawls Shock Absorbing Bushings in Ratchets Shock Absorbing Mounting for Mechanism Linear Acting Self Centering Self Aligning Solenoids Quick Change Configuration (fail-safe, fail-secure)
Standard Safety Features	Padded Heel Protection Home Position Centering of Spindle Arms

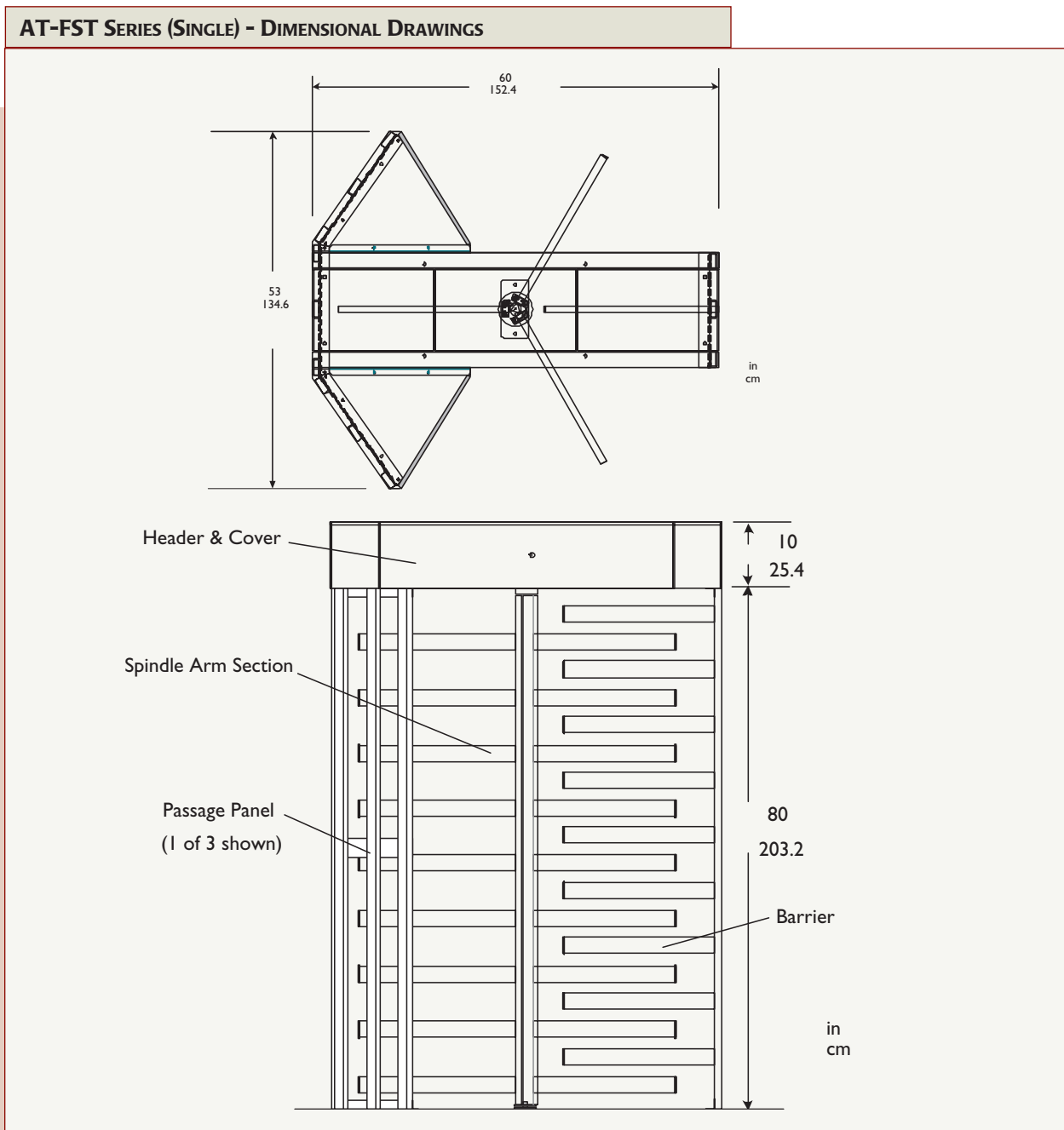
Easy access to the operating mechanism, control board(s) and other components located in the header area is accomplished through hinged panel doors that are key lockable. All bearings are permanently lubricated requiring no scheduled maintenance. The lower spindle bearing is located inside the spindle column and will not be exposed to salt, sweep cleaners or other floor maintenance materials that could cause failure. All shafts and hardware are made from stainless steel.

DEFINITIONS:

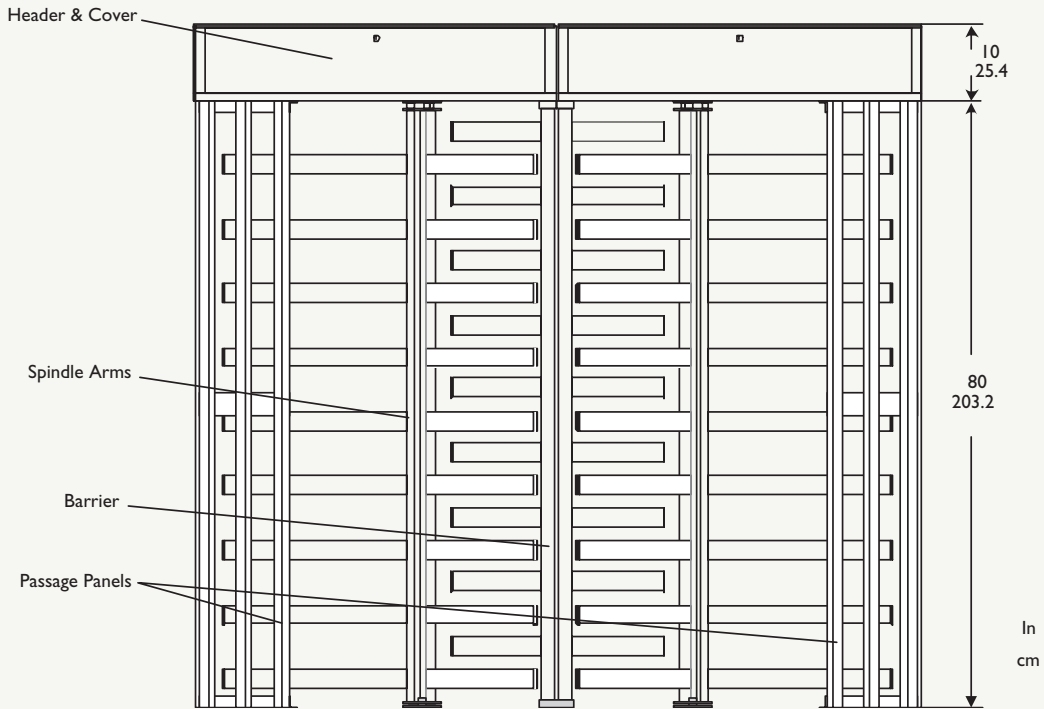
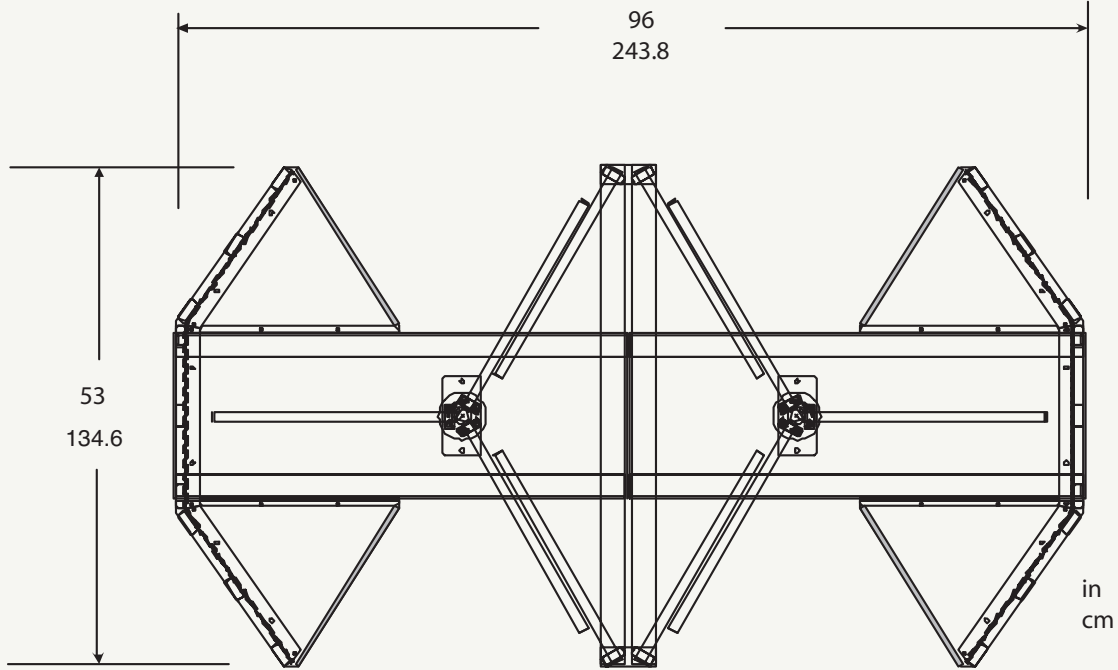
1. **Fail-Safe:** Upon loss of electrical power the turnstile center spindle will rotate freely in the entrance or exit direction that is selected with this option from the ORDERING GUIDE.
2. **Fail-Secure:** Upon loss of electrical power the turnstile center spindle will remain locked in the entrance or exit direction that is selected with this option from the ORDERING GUIDE.
3. **Locked:** The center spindle will always be locked in the entrance or exit direction that is selected with this option from the ORDERING GUIDE.
4. **Manual:** The center spindle will always freely rotate in the entrance or exit direction that is selected with this option from the ORDERING GUIDE.

CAUTION:

For safety reasons do not combine electrically controlled and manually controlled on the same center spindle.



AT-FST SERIES (DOUBLE) - DIMENSIONAL DRAWING



1950 Camino Vida Roble, Suite 150
Carlsbad, CA 92008
Tel: 760.438.7000 800.421.1587
www.aigismech.com • www.linearcorp.com