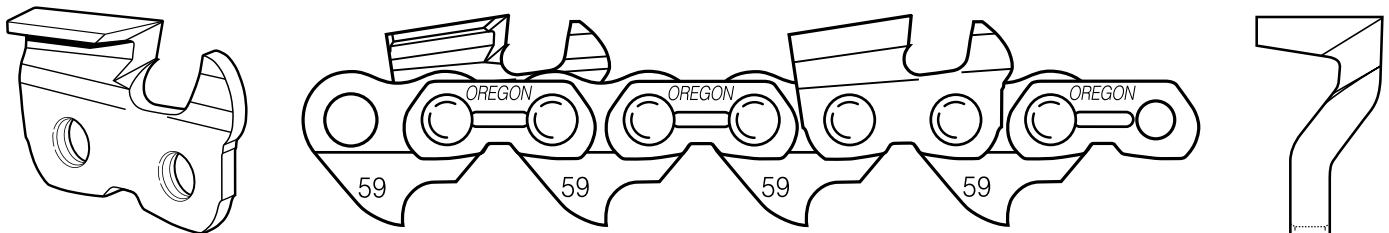


58- AND 59-SERIES SQUARE-GROUND CHAINS



These new Oregon® .404"-pitch Super Guard® chains have been carefully developed to replace the popular 52AJ/AK/AL family of square-ground chains. Users of our previous 52-series chains will find it easy to make the switch. 58CJ/CL, and 59CJ/CK/CL all feature a fast-working new chisel cutter that delivers performance superior to its predecessors in all cutting modes. The new cutter is mounted on our proven unequal-pitch 59 chassis for superior performance and durability. These chains give professional timber cutters who use square-ground .404"-pitch chains what they want: out-of-box sharpness, the ultimate in performance, resistance to stretch, and consistency from chain to chain. These chains feature ramped depth gauges to reduce kickback energies, and are recommended for cutting clean wood with saws 4.0 cubic inches (65cc) and larger, and with bars 20" (50cm) and longer.



Safety/ANSI: 58CJ/CL and 59CJ/CK/CL are yellow-label chains with kickback-reducing features. These chains do not meet the kickback requirements for low-kickback chains.



Recommended Use: Professional use by loggers and forest firefighters who prefer large saws and square-ground .404"-pitch chain.

FEATURES

- Square-ground chisel cutters, factory ground with optimum angles
- Depth gauge is ramp-shaped, and offset
- Clean-ground gullet
- Lubrilink™ tie straps
- Long, high-strength cutter top plate
- Made from patented OCS-01 steel-alloy material (U.S. patent no. 5,772,957)



BENEFITS

- Superior cutting speed and the ultimate in overall performance (nose-clear, nose-buried, and boring)
- Smooth, easy cutting, minimal feed force required, minimizes operator fatigue
- Reduces roughness and kickback energies without affecting performance
- Maximum chip flow, helps prevent clogs from debris
- No out-of-the-box filing is needed
- Improved chain and bar lubrication
- More oil stays where it's needed – on the chain
- The volume of oil required is reduced
- Long working life, durable, resists breakage
- Tougher than the steel on other chains, 20% tougher at room temperature, 125% tougher at minus 20° F



Because every cut counts

CHAIN PART NUMBER	PITCH	GAUGE	CUTTER SEQUENCE	CUTTER TYPE	KICKBACK-REDUCING FEATURES
58CJ	.404"	.058"	Skip	Square-ground	Ramp-shaped
58CL		.058"	Standard	Chisel	Depth Gauges
59CJ		.063"	Skip		
59CK		.063"	Semi-skip		
59CL		.063"	Standard		

WHO SHOULD USE SQUARE-GROUND CUTTING CHAINS?

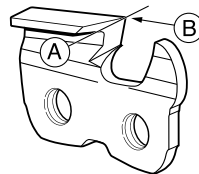
Square-ground chains are intended for professional users who cut larger wood with guide bars 30" and longer. The advantage of square-ground chain is its fast-cutting performance. The disadvantage is that it is

more difficult to sharpen and less forgiving of filing errors than the round-ground chains used by most woodcutters. But for professional users cutting larger wood, square-ground chains are often preferred.

FILING INSTRUCTIONS FOR 58CJ/CL AND 59CJ/CK/CL CHAINS

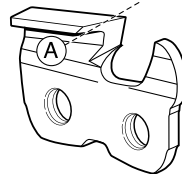
IMPORTANT NOTE: Several shapes of files can be used to sharpen square-ground chain. But whichever shape you prefer, the key to sharpening square-ground chain is file positioning. The file will sharpen the top plate and side plate simultaneously. This creates a line (A). You must position your file so this line intersects the cutter's "Working Corner" (B), or your square-ground chain will not perform properly.

CORRECT FILE POSITION

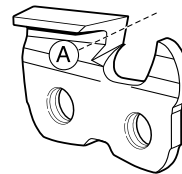


Line A intersects corner B

FILE IS TOO HIGH




FILE IS TOO LOW

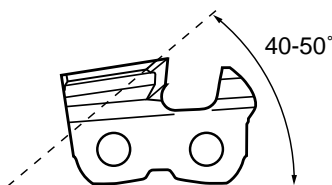


DEPTH-GAUGE SETTING:


*See warning below



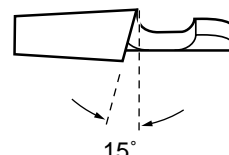
TOP-PLATE CUTTING ANGLE:



SIDE-PLATE ANGLE:



TOP-PLATE FILING ANGLE:



FILE TYPE	DEPTH GAUGE TOOL, .025"	FLAT FILE
Sharpening square-ground chain requires a specialized type of file, available from your local saw-chain dealer	31941 (10-PK.)	12211 (12-PK.)



WARNING

Failure to follow filing instructions can increase the level of kickback which can result in severe injury to the saw operator or bystanders.

* Do not exceed the depth-gauge setting shown above

* Always file depth gauges back to their original rounded or ramped shape after lowering



WARNING

Oregon® .404"-pitch Super Guard® square-ground chains (58CJ/CL and 59CJ/CK/CL) may be capable of kickback that could result in serious injury to the saw operator or bystanders.

Although these chains have features designed to reduce kickback energy, they are NOT low-kickback chains. Do not use Oregon® 58CJ/CL or 59CJ/CK/CL unless you have experience and specialized training for dealing with kickback. Saw chain with lower kickback potential is available.

CHAIN REPLACEMENT PARTS

CHAIN TYPE	LEFT-HAND CUTTER	RIGHT-HAND CUTTER	TIE STRAP	PRESET TIE STRAP	DRIVE LINK
58CL, 58CJ	P108815	P108816	P23825	P23868	P65514
59CL, 59CJ, 59CK	P108815	P108816	P23825	P23868	P65513

NOTE: Individual parts packages contain 25 pieces.

WHICH CUTTER SEQUENCE IS BEST, STANDARD OR SKIP?

WHICH TYPE OF CUTTING DO YOU DO?	THE CUTTER SEQUENCE TO USE:
I cut "non-fibrous" woods of average size, with guide bars up to approximately 28"	Standard sequence (58CL, 59CL)
I cut fibrous woods, such as cedar or hemlock	Skip (58CJ, 59CJ) or Semi-skip (59CK)
I cut large wood, with long guide bars approximately 30" and longer	Skip (58CJ, 59CJ) or Semi-skip (59CK)



Because every cut counts

For more information on these and other Oregon® products, contact your authorized Oregon® distributor, or:
OREGON CUTTING SYSTEMS DIVISION, BLOUNT, INC. PO Box 22127 · Portland, OR, U.S.A. 97269-2127
 Phone: 503-653-8881 Fax: 503-653-4201 Web: <http://www.oregonchain.com>

IN CANADA: OREGON DISTRIBUTION LTD. 505 Edinburgh Rd. N., Guelph, Ontario, Canada N1H 6L4
 Phone: 519-822-6870 Fax: 519-822-4999

Printed in USA 59L F&B A107036 AA 0301