



LX-18A V2

18" Active Folded Horn
Subwoofer



INSTRUCTION MANUAL

INSIDE THIS INSTRUCTION MANUAL

Important Safety Instructions / Specifications.....	2
Set-up Information	3
Panel Specifications	4
Controls and Connections.....	5-7
Contact Information	8

IMPORTANT SAFETY INFORMATION

1. Read these instructions.
2. Follow all instructions.
3. Keep these instructions.
4. Heed all warnings.
5. Do not use the LX-18A V2 near water.
6. Clean only with a dry cloth.
7. Do not block any ventilation openings.
Install in accordance with the manufacturer's instructions.
8. Do not install near any heat sources such as radiators, stoves, or other devices that may produce heat.
9. Do not defeat the safety purpose of the polarization or grounding-type plug. A polarized plug has two blades with one wider than the other. A grounding-type plug has two blades and a third grounding prong. The wide blade or the third prong is provided for your safety. If the provided plug does not fit your outlet, consult an electrician for replacement of the obsolete outlet.
10. Protect the power cord from being walked on or pinched, particularly at the plug and the point where it exits the LX-18A V2 amplifier.
11. Only use attachments / accessories that are recommended by B-52 Pro-Audio.
12. Use only with a cart, stand, bracket or table specified by B-52 Pro-Audio or sold with the LX-18A V2. When a cart is used, use caution when moving the cart / LX-18A V2 combination to avoid injury from-tip over.
13. Unplug the LX-18A V2 during lightning storms or when un-used for long periods of time.
14. Refer all servicing to qualified personnel.
Servicing is required when the LX-18A V2 has been damaged in any way such as when power-cord or plug is damaged, liquid has been spilled, or objects have fallen into the LX-18A V2 cabinet, the LX-18A V2 has been exposed to moisture or rain, does not operate normally, or has been dropped.
15. To reduce the risk of fire or electric shock, do not expose the LX-18A V2 to rain or moisture.

HEED ALL WARNINGS



WARNING: To reduce the risk of fire or electrical shock do not expose this equipment to rain or moisture.

AMPLIFIER SPECIFICATIONS:

- ▶ Made In The U.S.A.
- ▶ 1200 watt RMS Digital Amplification.
- ▶ 800 watts RMS @ 8 Ohms.
- ▶ 1200 watts RMS @ 4 Ohms.
- ▶ Frequency Range: 30-120Hz (+/- 3db).
- ▶ Crossover Frequency: 120 Hz.
- ▶ Crossover Slope: 4th Order (24db/octave) - LP & HP
- ▶ Subsonic Filter: 6th Order (36 db/octave).
- ▶ THD: 0.075% @ Rated Power Over Full Bandwidth.
- ▶ Nominal Impedance: 8 Ohms
- ▶ Sensitivity: 102 dB
- ▶ Peak SPL: 132 dB
- ▶ Power Consumption @ Idle: Less than 20 watts.
- ▶ Power Requirements: 120v<->60Hz<->12a.

AMPLIFIER FEATURES:

- ▶ XLR Balanced Inputs.
- ▶ XLR Balanced Full-Range Outputs
- ▶ XLR Balanced (120 Hz) High-Pass Outputs.
- ▶ 0-180 Degree Phase Switch.
- ▶ Neutrik™ Speaker Output.
- ▶ Full Thermal & Short Circuit Protection.
- ▶ Signal Sensing On/Off Circuitry.

CABINET FEATURES:

- ▶ Void-free 7-layered plywood Construction.
- ▶ Rugged black carpet finish
- ▶ 4" Heavy-Duty Casters.
- ▶ Aluminum front panel heat sink.
- ▶ Reinforced internal bracings
- ▶ Dimensions (W) x (H) x (D): 24" x 36" x 36"
- ▶ Weight: 167 lbs

Setting Up Your LX-18A V2 Subwoofer

The B-52 Pro Audio speakers described in this instruction manual are intended for portable use in which the speakers will be placed directly on the floor, stage or a solid platform. The LX-18A V2 and LX-18 V2 described in this manual should not be suspended or flown. These models are also not intended for fixed installations outdoors or in high-moisture areas. Moisture can damage the subwoofer and can cause corrosion of electrical contacts.

Keep speakers out of extended or intense direct sunlight. The subwoofer spider and surround will prematurely dry out and finished surfaces may fade and be damaged by long-term exposure to intense ultra-violet light.

B-52 Pro-Audio speakers, especially the LX-18A V2, can produce high-levels of energy. When placed on slippery surfaces such as polished wood or smooth tiles, the speaker may move because of its intense bass output. Precautions should be taken to ensure the subwoofer does not fall off a stage or raised surface .

Hearing damage, prolonged exposure to excessive SPL

B-52 Pro-Audio speakers, especially the LX-18A V2 are capable of producing sound pressure levels (SPL) sufficient to cause permanent hearing damage to performers, production crews or people in the audience. Hearing-protection devices (ear-plugs) are recommended. Caution should be taken to avoid extended exposure to SPL in excess of 90 dBA.

Amplifier Module Precautions

Do not attempt to service the LX-18A V2 by yourself. Refer all servicing to a B-52 Pro-Audio Authorized dealer. Service is required when the LX-18A V2 has had liquid spilled on or inside the subwoofer, objects have fallen onto the speaker or it has been damaged in any way, the speaker has been exposed to rain or moisture, does not operate normally or has been dropped.

Keep your LX-18A V2 amplifier away from sources of heat such as a radiator or intense sunlight. Do not cover your LX-18A V2 amplifier with material that may retain heat, such as a blanket or curtain. Be certain that the vents on the panel of the amplifier are clear of all obstructions during operation.

WARNING – Shock Hazard:

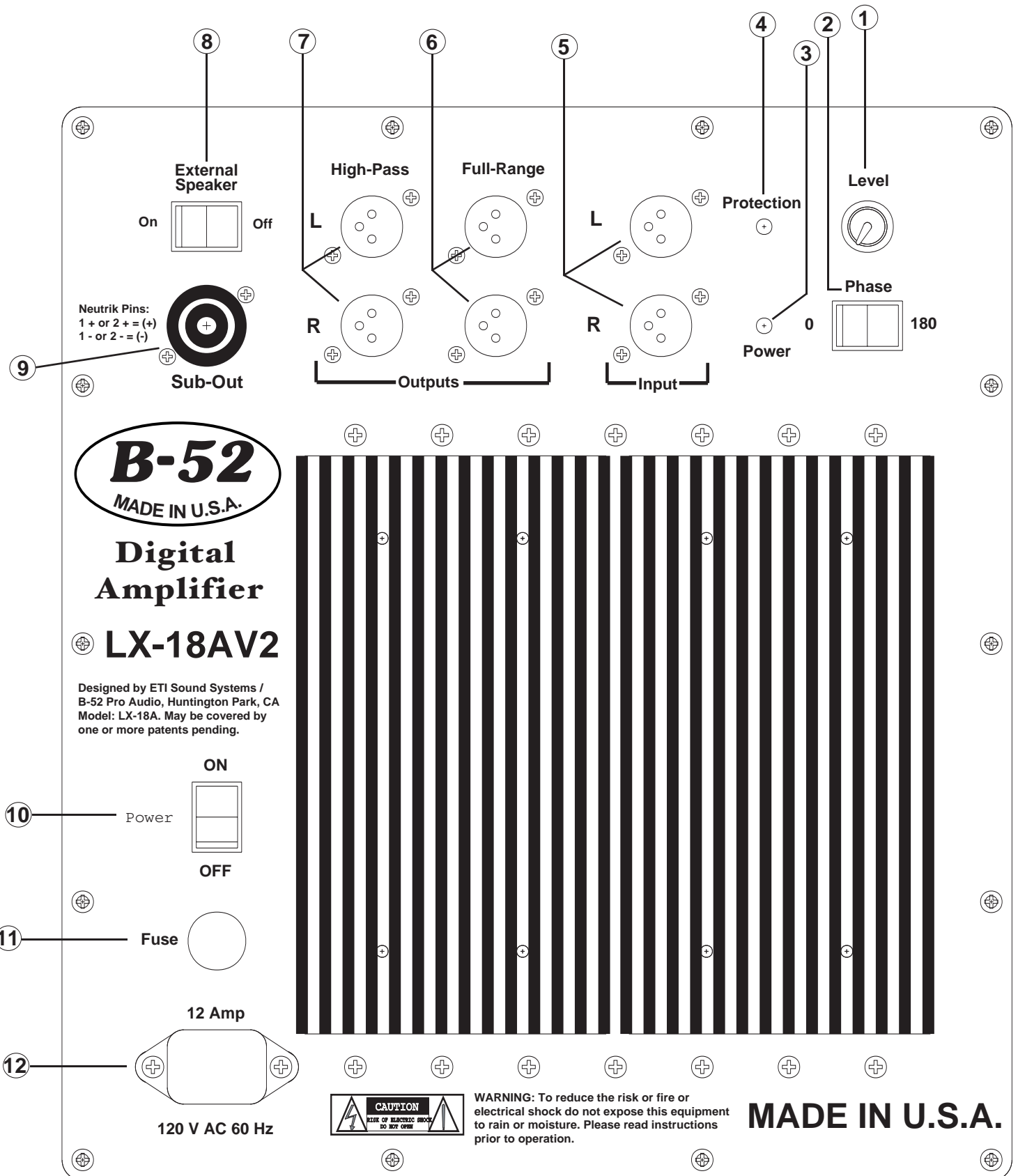
To reduce the risk of fire or electrical shock, do not expose this unit to rain or moisture. Do not operate your LX-18A V2(S) near a pool or other standing water. Do not bypass or defeat the grounding or polarization means used on the LX-18A V2 amplifier. Make sure all blades on the polarized power plug are fully inserted into the power source. Ensure the power cord is not stretched, pinched or otherwise abused. Ensure the power cord is routed to avoid foot traffic. Your LX-18A V2 amplifier should be cleaned only with a dry cloth.

GETTING TO KNOW YOUR LX-18A V2 ACTIVE 18" SUBWOOFER

PANEL CONTROLS

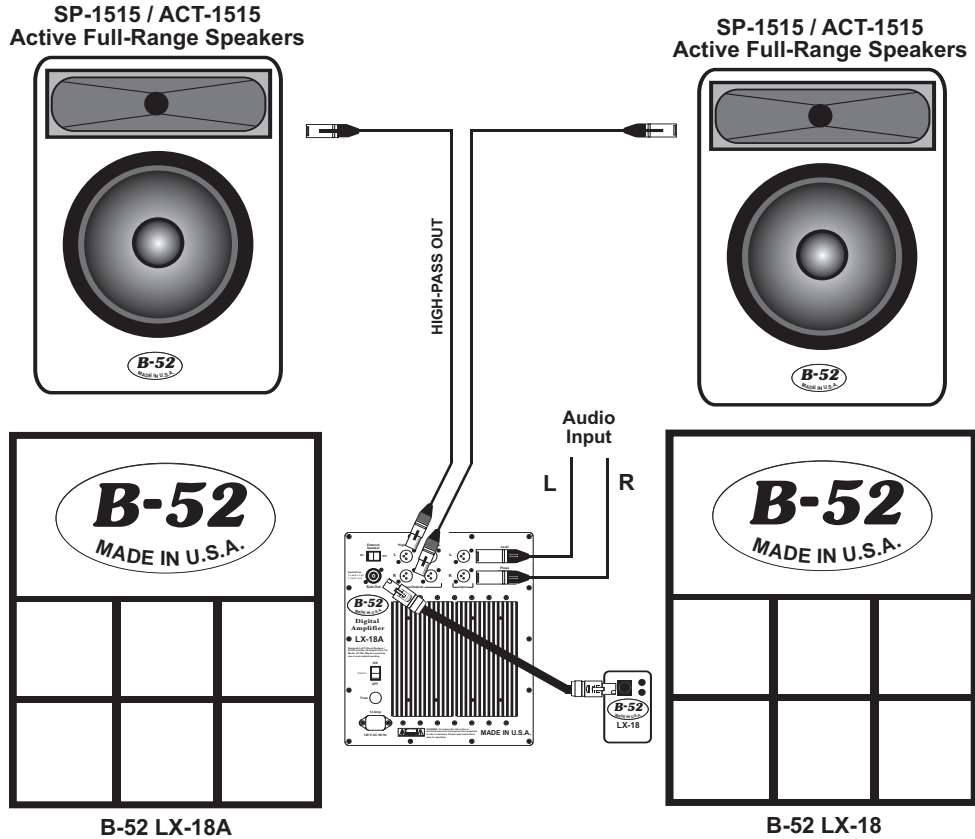
- 1) **Level Control:** Sets the volume of the subwoofer
- 2) **Phase Switch:** Sets the polarity of the LX-18A V2.
- 3) **Power Indicator:** The Power indicator lights when the LX-18A V2 amplifier has been turned on and has power.
- 4) **Protection:** Red LED turns on when distortion is audible in the amplifier output. This indicates that you should turn the amplifier down.
- 5) **Right & Left Inputs:** These inputs are summed and sent to amplifier's Low Pass filter (120 Hz and below).
- 6) **Right & Left Full-Range Outputs:** Send stereo full-range signal allowing daisy chaining of additional subwoofers. You do not need to y-cable out of your mixer or audio device to get an additional full-range signal.
- 7) **Right & Left High-Pass Outputs:** Send stereo high-pass signal (120 Hz and above) directly to active, full-range speakers or through a rack-mount amplifier to passive speakers.
- 8) **External Speaker On/Off Switch:** Turns Speakon NL-4 connector (and external subwoofer) on and off. When only using the LX-18A V2, turn this switch off. When an external, non-powered subwoofer (LX-18 V2) is connected, turn this switch on. NEVER turn switch on or off while amplifier is at full volume.
- 9) **External Speaker Output:** The Speakon NL-4 connector connects the amplifier to an external, non-powered subwoofer (LX-18 V2). Either pins 1+ and 2+ can be used as the positive connection. Either pins 1- or 2- can be used as the Negative Connection. External subwoofer must be 8 Ohms
- 10) **ON/OFF Switch:** Turns the LX-18A V2 amplifier on or off. The LX-18A V2 will only turn on when the amplifier detects an audio signal.
- 11) **Fuse Holder:** Houses a fast-resetting 12 amp fuse.
- 12) **Power Cord Connector:** For attachment of the included power cord.

LX-18A V2 DIGITAL AMPLIFIER



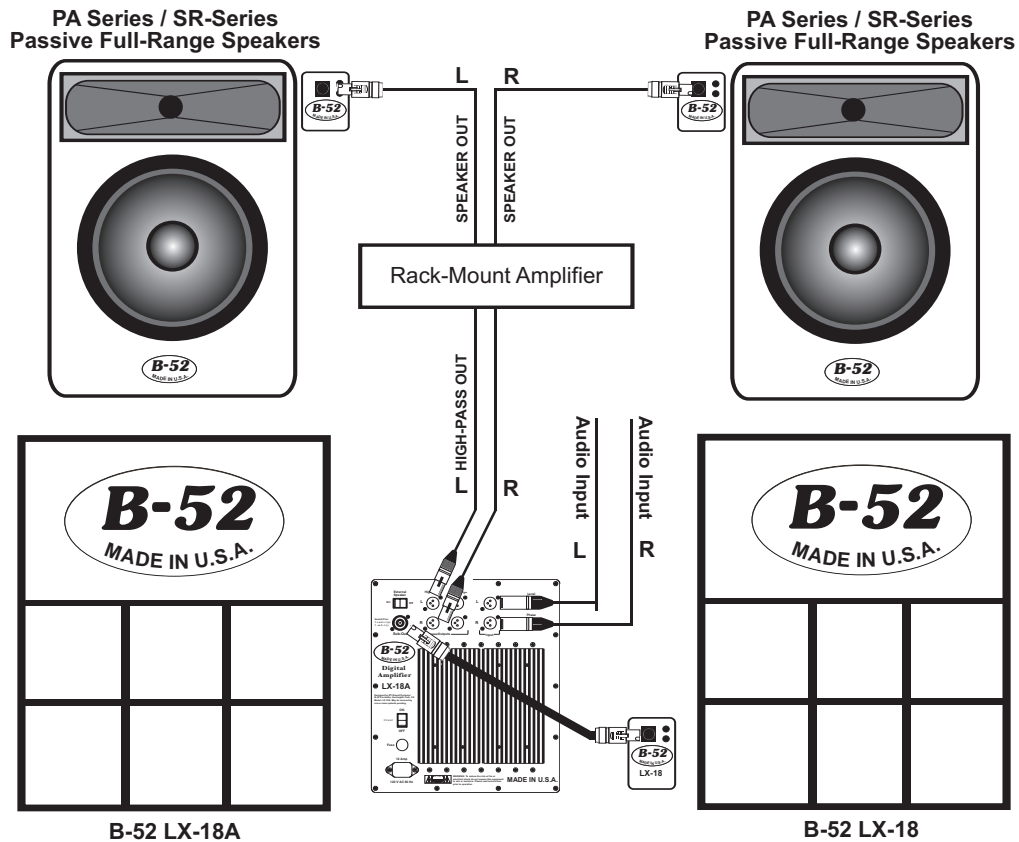
Connecting Your LX-18A V2 To Active Full-Range Speakers

(As well as the LX-18V2 - Passive 18" subwoofer)



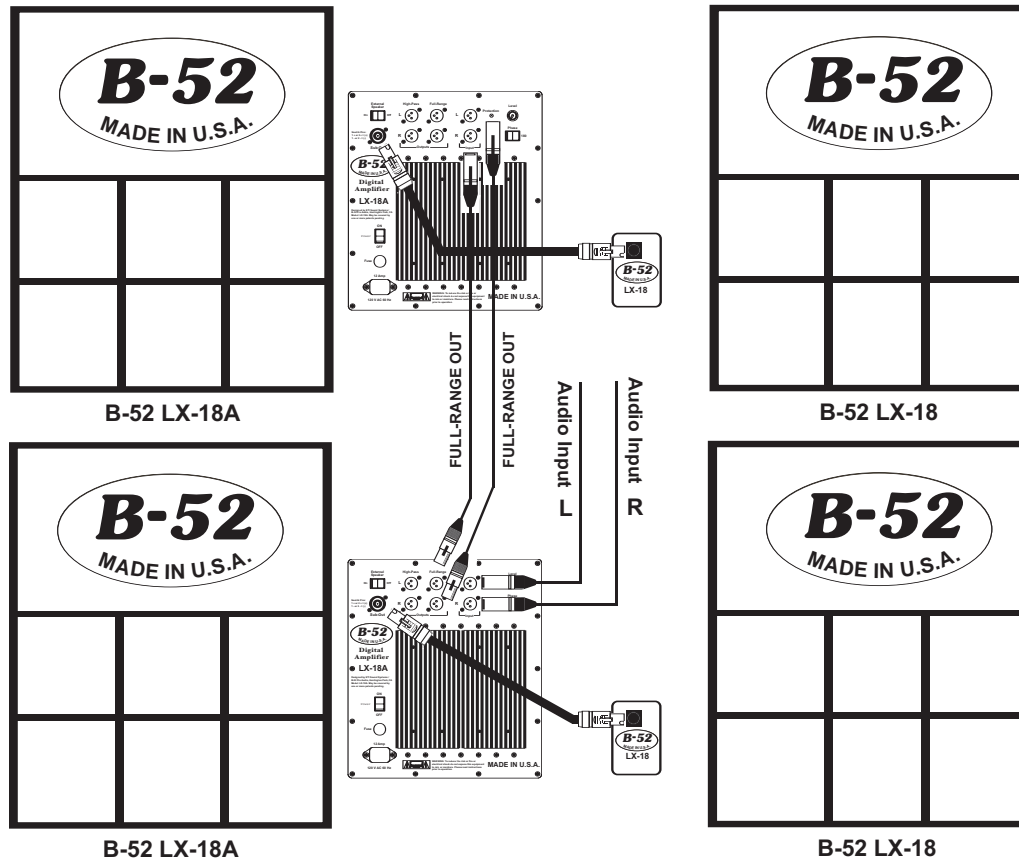
Connecting Your LX-18A V2 To Passive Full-Range Speakers

(As well as the LX-18V2 - Passive 18" subwoofer)



Daisy-chaining your LX-18A V2 to Additional LX-18A V2 Subwoofers

(As well as the LX-18V2 - Passive 18" subwoofers)



NOTE: To fully utilize the LX-18A V2 the connected passive folded horn must be an LX-18 V2 because of Ohms rating.

WARRANTY INFORMATION

Thank you for choosing this B-52 Pro-Audio sound product. B-52 manufactures some of the world's best sounding and most reliable professional speaker systems and components. E.T.I. Sound Systems, Inc., manufacturers of B-52, takes great pride in thoroughly testing each B-52 product prior to shipment. Please read the warranty terms and conditions below and carefully read the provided Limited Warranty Card for additional terms and conditions.

LOUDSPEAKER & MID-RANGE COMPONENTS: E.T.I. Sound Systems, Inc. warrants the original purchaser that the B-52 subwoofer will be free from defects in material and workmanship for a period of (5) FIVE YEARS from the original purchase date. A dated sales receipt will establish coverage under this warranty. This warranty will automatically terminate (5) five years after the original sales date. See provided Limited Warranty Card for additional terms and conditions.

B-52 AMPLIFIER: E.T.I. Sound Systems, Inc. warrants the original purchaser that the B-52 amplifier will be free from defects in material and workmanship for a period of (2) TWO YEARS from the original purchase date. A dated sales receipt will establish coverage under this warranty. This warranty will automatically terminate (2) two years after the original sales date. If this product is defective in materials or workmanship as warranted above, your sole remedy shall be repair or replacement as provided above. See provided Limited Warranty Card for additional terms and conditions.

B-52 CABINETS: E.T.I. Sound Systems, Inc. offers a LIFETIME warranty to the original purchaser that B-52 cabinet's construction will be free from defects in material and workmanship. A dated sales receipt will establish coverage under this warranty. The warranty does not cover service or parts to repair damage caused by neglect, abuse, normal wear & tear and cosmetic appearance of the cabinetry not directly attributed to defects in material or workmanship, or service & repair, modifications to the cabinet which has not be authorized or approved by E.T.I. Sound Systems, Inc. If this product is defective in materials or workmanship as warranted above, your sole remedy shall be repair or replacement as provided above. See provided Limited Warranty card for additional terms and conditions.

INCIDENTAL OR CONSEQUENTIAL DAMAGE: In no event E.T.I. Sound Systems, Inc. be liable for any incidental or consequential damages arising out of the use or inability to use of any B-52 product, even if, E.T.I. Sound Systems, Inc. or a B-52 dealer has been advised of the possibility of such damages, or any other claim by any other party. Some States do not allow the exclusion or limitation of consequential damages, so the above limitation and exclusion may not apply to you. This warranty gives you specific legal rights and you may also have other rights that may vary from State to State. See provided Limited Warranty card for additional terms and conditions.

RETURN PROCEDURES: In the unlikely event that a defect should occur, follow the procedure outlined below. Defective products must be shipped together with a proof of purchase, freight prepaid and insured to the Authorized B-52 Dealer from whom you purchased the product or directly E.T.I. Sound Systems, Inc. If a product must be returned directly to E.T.I. Sound Systems, Inc. for warranty replacement/repair, a Return Authorization Number (RAN) must be obtained from our Customer Service Department prior to shipping the product. You may obtain RAN by calling 800-344-4ETI.

NEVER RETURN THE ENTIRE CABINET - JUST THE DEFECTIVE COMPONENT: See provided Limited Warranty card for additional terms and conditions.

FOR YOUR PROTECTION: Please complete and mail the Purchase Information Card within (10) ten days of the date of purchase so that we may contact you directly in the event a safety notification is issued in accordance with the 1972 Consumer Product Safety Act. In addition, we ask that you complete the brief questionnaire so me may analyze your answers and in this way, help us evaluate our customer needs. See provided Limited Warranty card for additional terms and conditions.



E.T.I. SOUND SYSTEMS, INC.

3383 Gage Avenue, Huntington Park, CA, 90255

Phone: 323-277-4100 Fax: 323-277-4108

National: 1-800-344-4ETI

Internet: www.B-52PRO.com

E-mail: info@B-52PRO.com