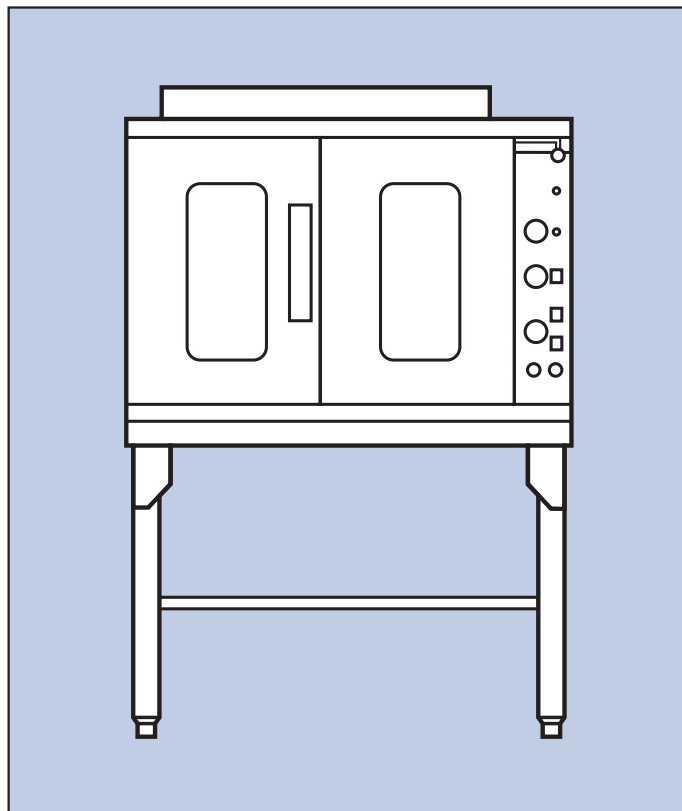




Gas Convection Oven

CN1100GC



Stainless steel construction

3 hour cook 'n' hold timer

Water injection

Five wire racks with ten rack positions

Interlocking doors

Easy to clean

Easy to service



WALDORF 8000 SERIES

GAS CONVECTION OVEN CN1100GC

OVERALL CONSTRUCTION

Heavy duty angle frame or chassis.
External panels 0.9mm 304 grade stainless steel.
660mm legs with adjustable feet.
Ceramic tile hearth.

OVEN

73 MJ/hr oven burners.
180 watt fan motor.
Vitreous porcelain enamel oven liner.
Five, heavy duty, chrome wire oven racks with ten rack positions.
Easy access interlocking double door mechanism.
Doors open 180° for full oven access.
Fully insulated, double glazed, toughened glass window doors.
Heat resistant oven door handle.
Microswitch operated fan cut out when oven door is opened.

CONTROLS

Ergonomic controls.
One hour bake timer.
Three hour cook 'n' hold timer.
Water injection system sprays directly onto fan oven elements to provide dense, even steaming.
Door microswitch operated twin lights.
Thermostat variable 50°C - 320°C.
Electronic burner ignition and full flame failure protection.

STANDARD ACCESSORIES

Five heavy duty chrome wire oven racks.
Heavy duty stand with chrome plated, adjustable feet and stainless steel undershelf.

GAS TYPES

Waldorf 8000 series Convection Ovens are available in both Natural Gas and LPG. Please specify when ordering.

CLEANING AND SERVICING

Access to all parts from front of unit.
Rack supports removable for cleaning.
Fan and motor are removable on a sub frame through the oven liner.
Stainless steel exterior panels.

OPTIONS AT EXTRA COST

Stacking kit.
Castors.

SPECIFICATIONS

Burners

73 MJ/hr 70,000 Btu/hr 20kW

Electrical Connection

230 - 240V, 1P+N+E, 50Hz
0.5 kW, 2.1A

Dimensions

Width 1005mm
Depth 980mm
Height 1390mm
incl flue 1465mm

Oven Dimensions

Width 735mm
Depth 545mm
Height 510mm

Oven Rack

710mm x 525mm

Packing Data

1.13m³, 300 kg

Gas Connection

³/₄" BSP female, 70mm from right side and 1,000mm from floor.

Water

Fit 13mm flexible hose and secure with hose clip to solenoid inlet at rear of appliance.

Warranty


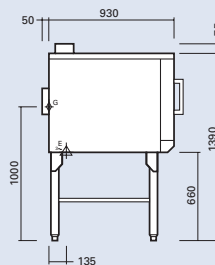
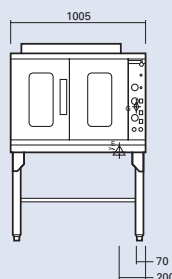
All Waldorf 8000 Series products are warranted by Moffat against faulty parts and manufacture for 12 months for both parts and labour.

Service

Moffat Pty Ltd has its own service network of factory trained service technicians, available 24 hours a day 365 days a year **Ph 1 800 622 216**



AGA Approved



www.moffat.com.au

Australia
Moffat Pty Ltd

Victoria/Tasmania
740 Springvale Road
Mulgrave, Victoria 3170
Telephone 03-9518 3888
Facsimile 03-9518 3833
Email vsales@moffat.com.au
www.moffat.com.au

New South Wales
Telephone 02-8833 4111
Email nswsales@moffat.com.au

South Australia
Telephone 08-8274 2116
Email dmiller@moffat.com.au

Queensland
Telephone 07-3630 8600
Email qldsales@moffat.com.au

Western Australia
Telephone 08-9562 0263
Email jberent@moffat.com.au

New Zealand
Moffat Ltd

Christchurch
Telephone 03-389 1007
Email sales@moffat.co.nz
www.moffat.co.nz

Auckland
Telephone 09-574 3150
Email sales@moffat.co.nz