

PT916SM

GE Profile™ 30" Built-In Single Convection Wall Oven

KW Rating	
240V	4.5
208V	3.4
Breaker Size	
240V	20 Amps
208V	20 Amps

Most 30" Wall Cabinets can be used with this unit.

Note: These ovens are not approved for stackable installations. Cabinets installed adjacent to wall ovens must have an adhesion spec of at least a 194°F temperature rating.

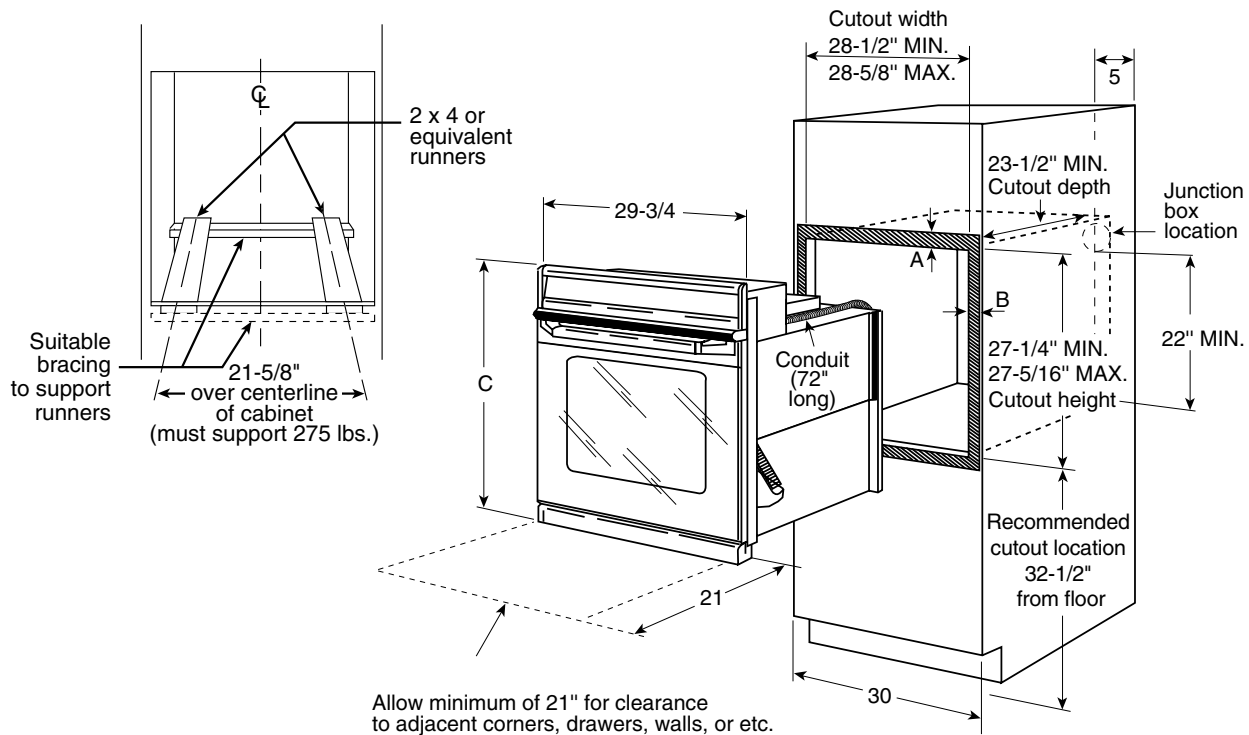
Door handle protrudes 3" from door face. Cabinets and drawers on adjacent 45° and 90° walls should be placed to avoid interference with the handle.

Electric wall ovens are not approved for installation with a plug and receptacle. They must be hard wired in accordance with installation instructions.

Installation Information: Before installing, consult installation instructions packed with product for current dimensional data.

Side-by-side installations require at least 2" between cutouts.

For answers to your Monogram,[®] GE Profile[™] or GE[®] appliance questions, visit our website at ge.com or call GE Answer Center[®] service, 800.626.2000.



Dimension and installation information are shown in inches.



imagination at work



Listed by
Underwriters
Laboratories



Specification Revised 10/07

220243

PT916SM

GE Profile™ 30" Built-In Single Convection Wall Oven

Optional Undercounter Dimensions and Installation Information

Note: 36" ribbon cooktops are approved for use over GE 30" single wall ovens only. 30" ribbon cooktops are approved for use over GE 30" and GE 27" single wall ovens. Refer to cooktop and wall oven installation information packed with products for current dimensional data.

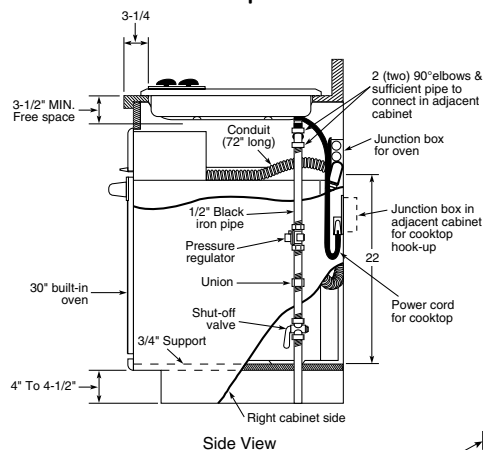
Note: CleanDesign or Sealed Burner Gas

This installation is to achieve minimum gap between bottom of countertop and control panel. For this installation, the bottom trim will not be flush with a typical 4" toe kick

Note: Cabinets installed adjacent to wall ovens must have an adhesion spec of at least a 194°F temperature rating.

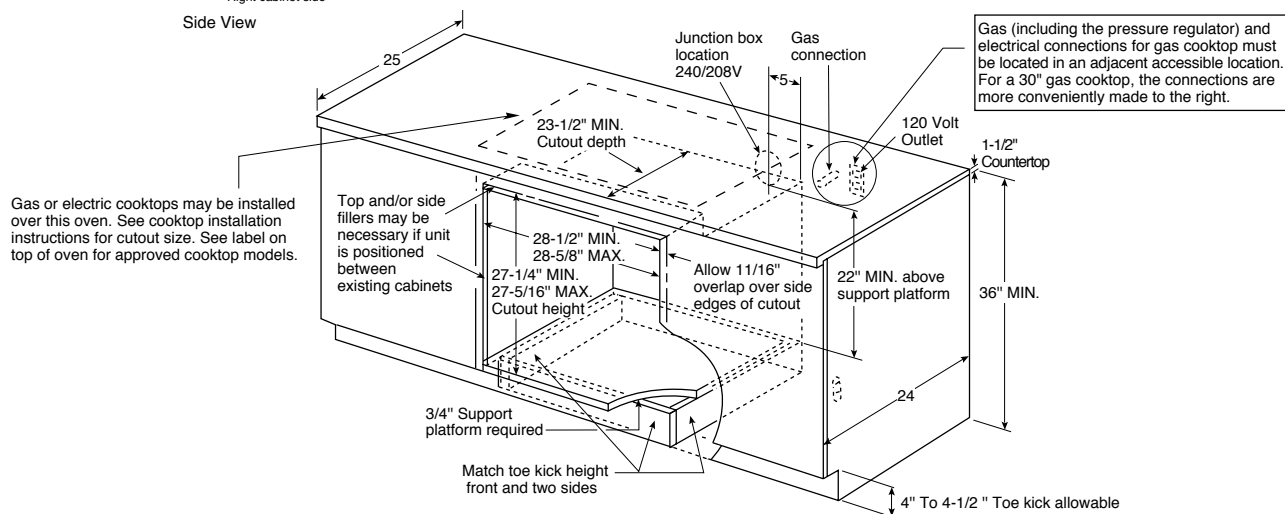
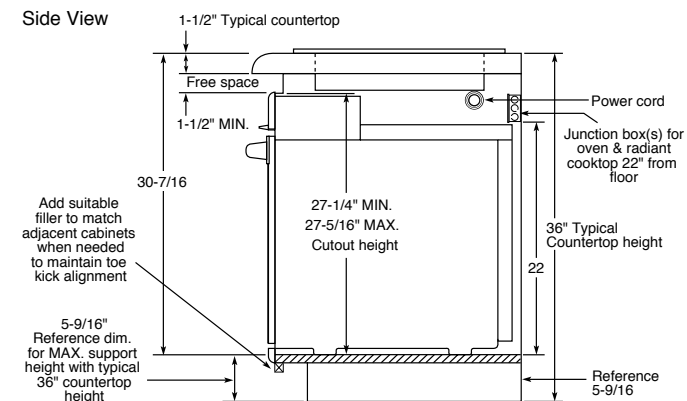
Installation Information: Before installing, consult installation instructions packed with product for current dimensional data.

With 36" Gas Cooktop



With 30" CleanDesign or Sealed Burner Gas Cooktop

Side View



For answers to your Monogram®, GE Profile™ or GE® appliance questions, visit our website at ge.com or call GE Answer Center® service, 800.626.2000.

Dimension and installation information are shown in inches.



imagination at work



Listed by
Underwriters
Laboratories



Specification Revised 10/07

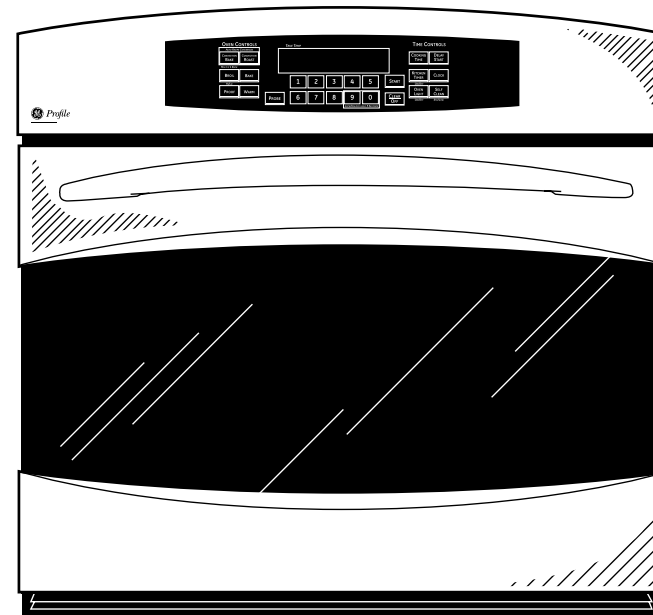
220243

PT916SM

GE Profile™ 30" Built-In Single Convection Wall Oven

Features and Benefits

- Glass Touch Controls - Features a smooth glass design that is easy-to-operate and easy-to-clean
- Precise Air™ Convection System - Provides even air and heat circulation for superior baking and roasting results
- Flat Back Convection - Features a more streamline convection fan that better accommodates baking or roasting pans
- Convection Bake - Delivers ideal airflow throughout the oven cavity, ensuring better baking results
- Convection Roast - Delivers even cooking and consistent results, roasting meats up to 25% faster than a conventional oven
- Hidden Bake Oven Interior - Hides previously exposed bottom element to deliver a clean interior appearance
- Self Clean Oven - Conveniently cleans the oven cavity without need of scrubbing
- Improved Lighting - Positions lamps diagonally across the top of the oven to promote better viewing
- Self-Clean Heavy-Duty Oven Racks - Double coated porcelain-enameled racks no longer require hand cleaning
- Extra-Large Oven Capacity - Provides a large oven interior ideal for cooking more items at once
- Model PT916SMSS – Stainless steel



imagination at work