toaster

owner's manual

SAVE THIS USE AND CARE BOOK



BLACK & DECKER®

Please call 1-800-231-9786 with questions.

IMPORTANT SAFEGUARDS

When using electrical appliances, basic safety precautions should always be followed, including the following:

- **PLEASE READ ALL INSTRUCTIONS.**
- Do not touch hot surfaces. Use handles or knobs.
- To protect against electrical shock, do not immerse cord, plug, or any part of this toaster in water or other liquid.
- Close supervision is necessary when any appliance is used by or near children.
- Unplug from outlet when not in use and before cleaning. Allow to cool before cleaning.
- Do not operate any appliance with a damaged cord or plug or after the appliance malfunctions or has been damaged in any manner. Return the appliance to an authorized service facility for examination, repair, or adjustment.
- The use of accessory attachments not recommended by the appliance manufacturer may cause injuries.
- Do not use outdoors.
- Do not let cord hang over edge of table or counter or touch hot surfaces.
- Do not place on or near a hot gas or electric burner or in a heated oven.
- To use, plug cord into electrical outlet. To disconnect, grasp plug and remove from outlet. Do not pull by the cord.
- Do not use toaster for other than intended use.
- Oversized foods, metal foil packages, or utensils must not be inserted in a toaster, as they may create a fire or risk of electric shock.
- A fire may occur if the toaster is covered or touching flammable material, including curtains, draperies, walls and the like, when in operation. Keep this appliance at least one inch away from walls or the rear of a counter. Do not store any item on top of unit when in operation.
- Do not attempt to dislodge food when toaster is plugged in.
- Do not operate in the presence of explosive and/or flammable fumes.
- This product is intended for household use only.

SAVE THESE INSTRUCTIONS

ELECTRICAL CORD

The cord of this appliance was selected to reduce the risk from becoming entangled in or tripping over a longer cord. If more length is needed, use an Underwriters Laboratories (UL)-Listed extension cord rated no less than 15-amperes and 120 volts. When using an extension cord, do not let it drape over the working area or dangle where it can be pulled on by children or tripped over. Handle cord carefully for longer life; avoid jerking or straining it at outlet and appliance connections.

* BLACK & DECKER is a trademark of The Black & Decker Corporation, Towson, Maryland, U.S.A.

HOW TO USE

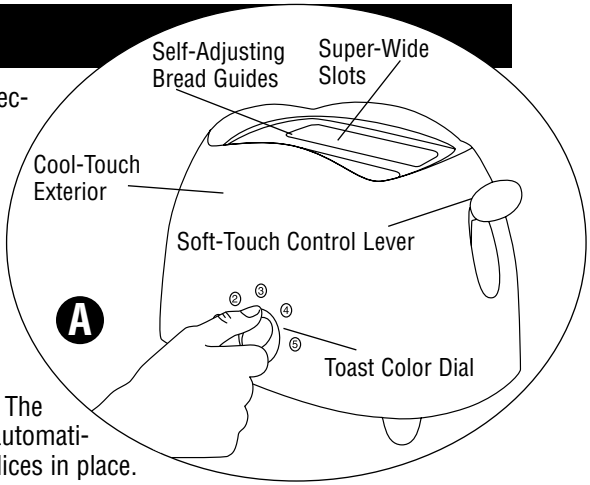

1. Plug the cord into a standard electrical outlet.

2. Adjust the Toast Color Dial to the desired setting (A). For first use, set the Dial to the middle position. Adjust for lighter or darker toasting.

3. Place bread/toaster foods (i.e. frozen waffles or toaster pastry tarts) in the slots, and press the Control Lever down until it clicks. The Self-Adjusting Bread Guides will automatically adjust to hold thick or thin slices in place.

4. If food becomes wedged, unplug the cord from the outlet and move the Control Lever up and down a few times to raise “jammed” food. Never use metal utensils to free food.

5. To interrupt toasting at any time, simply lift the Control Lever up.

CARE & CLEANING

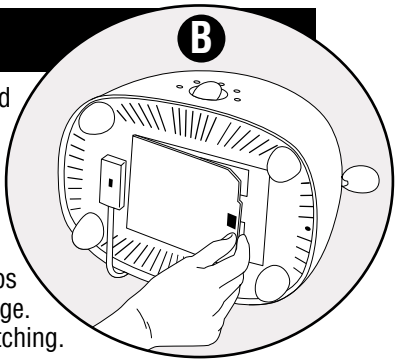

Always unplug the cord from the electrical outlet and allow the toaster to cool before cleaning. **DO NOT IMMERSE THE TOASTER IN WATER.**

Crumb Tray

Turn the toaster on its side and hold over a sink or trash can. Pull the Tab on the Crumb Tray forward and swing the tray open (B). Shake out excess crumbs then wipe the Tray with a slightly damp cloth or sponge. Dry the Crumb Tray completely before closing and latching.

Cleaning the Outside Surfaces

The Cool-Touch Exterior won’t burn your hand if accidentally touched. However, allow the toaster to cool completely before cleaning. Wipe the exterior with a damp cloth or sponge and dry with a paper towel. Do not use strong cleaners or abrasives that may scratch surfaces and never spray cleaners directly onto the toaster.

FULL ONE-YEAR WARRANTY

Household Products, Inc. warrants this product against any defects that are due to faulty material or workmanship for a one-year period after the original date of consumer purchase. This warranty does not include damage to the product resulting from accident or misuse. If the product should become defective within the warranty period, we will repair it or elect to replace it free of charge. We will return your product, transportation charges prepaid, provided it is delivered prepaid to any Black & Decker Company-Owned or Authorized Household Appliance Service Center. This warranty gives you specific legal rights and you may also have other rights which vary from state to state. Answers to any questions regarding warranty or service locations may be obtained by calling Consumer Assistance and Information toll free: 1-800-231-9786.

toaster

Michael Graves

The highly acclaimed work of Michael Graves has restored a sense of humanity to modern architecture, which in turn makes him one of the most recognized architects of our time. Together with Disney™, he designed their corporate headquarters and the Walt Disney™ World Swan and Dolphin Hotels. Notable for his ability to craft inventive items for the home, Michael has designed products for companies such as Alessi, F.A.O. Schwartz and Steuben. In light of his vast body of work, Michael Graves has, and continues to, define the aesthetic of the 1980's and 90's.

The Michael Graves product line is an inspired balance of form and function. At once it is sensible and sublime, practical and whimsical, utilitarian and aesthetically pleasing. Michael Graves creates useful objects, which not only carry their weight, but simultaneously lift our spirits.

Listed by Underwriters Laboratories, Inc.
Copyright © 1998 Household Products, Inc.
Pub. No. 174690-00-RV00
Printed in People's Republic of China