



1 Pair RS400 4" 3 Way Speakers

Read First!

Dear Customer,
 CONGRATULATIONS. The RS400 Speakers, when used as described, will give you years of dependable service in your car, truck, RV or mini-van. We have taken numerous measures in quality control to ensure that your product arrives in top condition and will perform to your satisfaction. In the rare event that your RS400 Speakers contain a damaged or missing item, does not perform as specified, requires warranty service, or you have an installation problem, **DO NOT RETURN THIS PRODUCT TO THE STORE.** Please call our TOLL FREE number US (800) 445-1797 and ask to speak with a member of our technical service team. Or submit your questions by E-Mail to customerservice@roadmasterusa.com and a member of our technical service team will respond by E-Mail to your questions. Our in-house technical service team will expedite delivery of your part, advise you on installation, or help troubleshoot a problem with you. If your product needs warranty service, our technical service team representative will help you obtain the fastest remedy possible under the warranty.


Specifications

- 4" Polypropylene Sprayed Paper Cones
- 7 oz. Magnet
- Foam Rubber Surrounds
- 50 Watts Instantaneous Peak Power Per Speaker
- 10 Watts RMS Per Speaker
- 130 - 20,000 Hz Frequency Response
- Mylar Midrange speakers
- Piezo Button Tweeters
- Push On Terminals

Parts



2 - 4" Speakers



2 - Speaker Grills



2 - 17' lengths of Speaker Wire

8 - Screws

8 - Spring Nuts

Tools Needed to Install

- Nail Set/Center Punch
- Phillips Screwdriver
- Marker/Pen
- Wire Cutter
- Safety Glasses
- Hammer
- Electric Drill with 1/16" bit
- Electrical Tape

Before You Install

Automotive audio equipment installations can be troublesome at times, even to the most experienced of installation technicians. If you are not confident working with electrical wiring, removing and reinstalling interior panels, carpeting, dashboards or other components of your vehicle, please call our toll free help line (800) 445-1797 and our in-house technical service team will answer your installation questions.

Before permanently installing the RS400 speakers in your car, connect the wires to the speakers according to your audio systems installation manual in the approximate location you will install them. If you are satisfied with the location, proceed with the permanent installation.

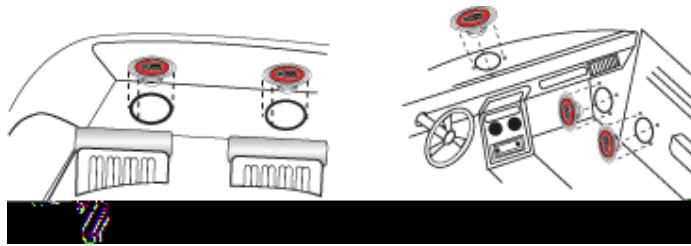


Before you install the RS400 speakers, you must make sure you have enough depth/space behind the mounting surface. You do not want the back of the speaker magnet to touch any part of your vehicle or interfere with the operation or function of any component in your vehicle. (i.e. windows or trunk lid)

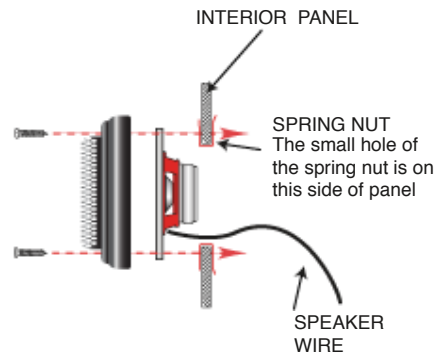


2.0" or 5.08 cm


The placement of the speakers will vary from vehicle to vehicle. Most vehicles have factory cut-outs on the rear window deck behind the rear seat, in the front doors, or front kick panels. Before permanently installing the RS400 speakers in your car, connect the wires to the speakers according to your audio systems installation manual in the approximate location you will install them. If you are satisfied with the location, proceed with the permanent installation.



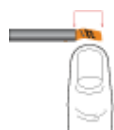
In a Precut Hole



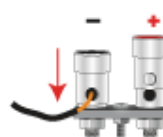
In a Enclosure



To Strip Insulation from Wire:



To Attach Wires to Terminals:



Frequently Asked Questions

What if there is no sound?

1. Your stereo may have a blown fuse. Replace fuse with the same amperage and style.
2. You may have improper wiring. Refer to the wiring guide that came with your stereo/amplifier. Check all wires for a secure connection.

What if the sound volume is low?

Your stereo may not have enough power; you may have to install an amplifier to drive the speakers.

Why do I have a whining noise coming from the speakers?

You may have poor filtering of your alternator. If that is the case you may need to add an alternator filter to the power lead.

Why do I have odd sounding noises coming from the speakers?

You may have corroded battery terminals and/or a weak battery. If the terminals on the battery are corroded, clean them; then check the sound. If the sound system is still making noises, check battery strength. If it is low, recharge or replace the battery.

Why does the speaker have sound coming from one channel only?

First make sure the balance control is set correctly. If the balance is set correctly, your stereo may be defective or the speaker may be defective. To troubleshoot this problem you MUST change both positive and negative leads of each channel with the positive and negative leads of the opposite channel. If the same speaker has no sound, then the speaker is no good. If the opposite speaker has no sound your stereo may be defective.

Give Us A Call, We'll Help You Install



For Information and Technical Assistance,
Call Toll-Free in U.S.A. and Canada.

1-800-445-1797

PLEASE DO NOT RETURN PRODUCT TO STORE.

visit us on the WEB

WWW.ROADMASTERUSA.COM

NOTES

Limited Warranty

ROADMASTER (USA) CORP. products are designed and manufactured to provide a high level of trouble-free performance. ROADMASTER (USA) CORP. warrants, to the original purchaser, that its products are free from defects in material and workmanship for 30 days from the date of original purchase. As part of our commitment to product excellence, ROADMASTER (USA) CORP. routinely improves the designs, materials or production methods of its existing products. Because it is impractical to publicize all changes in every product, we reserve the right to make such changes without notice.

CONDITIONS OF WARRANTY:

If during the 30 day warranty period your new product is found to be defective, ROADMASTER (USA) CORP. will repair such defect, or replace the product, without charge for parts or labor subject to the following conditions:

1. All repairs must be performed by ROADMASTER (USA) CORP. in Eatontown, New Jersey.
2. The equipment must not have been altered or been damaged through negligence, accident, or improper operation.
3. The replacement of parts are exempted from this warranty when replacement is necessary due to normal wear and tear.
4. All warranty claims must be accompanied by a copy of the sales receipt or bill of sale.
5. Repair or replacement parts supplied by ROADMASTER (USA) CORP. under this warranty are protected only for the unexpired portion of the original warranty.
6. In the case of car stereos, this warranty does not extend to the elimination of car static or motor noise; correction of antenna problems; costs incurred for the removal or reinstallation of the product; damage to tapes, speakers, accessories or car electrical systems.
7. ROADMASTER (USA) CORP. will not be responsible for any charge incurred for installation.

OWNER'S RESPONSIBILITIES:

ROADMASTER (USA) CORP. will make every effort to provide warranty service within a reasonable period of time. SHOULD YOU HAVE ANY QUESTIONS ABOUT SERVICE RECEIVED, OR IF YOU WOULD LIKE ASSISTANCE IN OBTAINING SERVICE, PLEASE CALL TOLL FREE 1-800-445-1797, 8:30am - 4:30pm EST.

In order to provide you with the proper warranty service, we request that you adhere to the following procedure:

1. Include a copy of your sales receipt or bill of sale with your unit when it is returned for warranty service.
2. If it is necessary to return your product for service, please return it securely packed, preferably in the original shipping carton, and freight and insurance prepaid to the following address: ROADMASTER (USA) CORP., Service Department, 6 G Industrial Way West, Eatontown, New Jersey 07724.
3. Please include a detailed explanation of the problem you are having.
4. If your product is found by ROADMASTER (USA) CORP. to have a defect in material or workmanship, within the warranty period, it will be repaired or replaced at no charge and returned to you prepaid. Where permitted by law ROADMASTER (USA) CORP.'S liability shall be limited to that set forth in this warranty. This warranty shall be the exclusive remedy of the purchaser.

ROADMASTER (USA) CORP. makes no other warranty of any kind, expressed or implied; and all implied warranties, are hereby disclaimed by ROADMASTER (USA) CORP. and excluded from this warranty, ROADMASTER (USA) CORP., the manufacturer, distributor and seller shall not be liable for any injury, loss or damage, incidental or consequential, arising out of the use or intended use of the product.