

## Features

- YKlon ✓2 board
- Scroll Compressors
- High external static pressure on evaporator and condenser.
- Thermostat and indoor air filter included.
- LED fault diagnosis with remote alarm.
- Two levels of safety: Lockout and incident.

## RTC 10 K

## Nomenclature

Product category:  
RTC = Cooling only Roomtop  
RTH = Heat pump Roomtop

Capacity range:  
10 = 10 kW

K = version



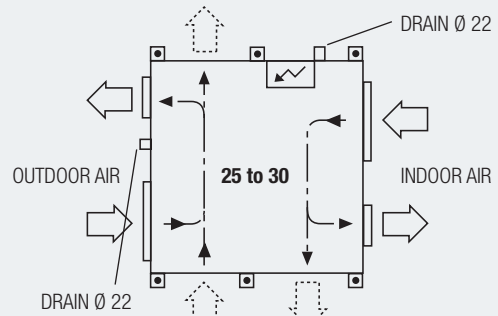
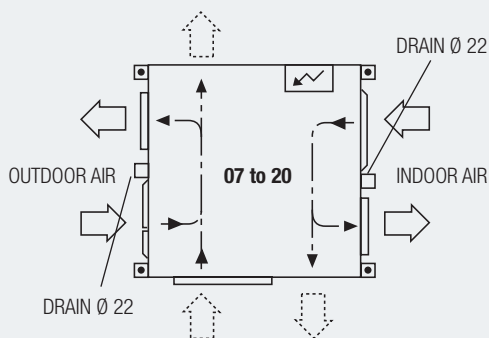

# Roomtop

## RTC-RTH - K

A complete range from 7 kW up to 30 kW



**YKlon ✓2**



➡ Standard air flow

⋯ Site modification

# Roomtop

7 to 30 kW



## Technical features

Cooling only models			RTC 07 K	RTC 10 K	RTC 15 K	RTC 20 K	RTC 25 K	RTC 30 K	
Cooling capacities	kW		6.90	8.90	14.00	17.90	21.80	27.00	
Power input in cooling	kW		2.95	4.04	6.80	8.95	10.10	13.00	
In duct outdoor side sound power level	dB(A)		71	71	69	74	76	76	
In duct indoor side sound power level	dB(A)		70	71	67	73	75	75	
Heat pump models			RTH 07 K	RTH 10 K	RTH 15 K	RTH 20 K	RTH 25 K	RTH 30 K	
Cooling capacities	kW		6.80	9.00	14.00	18.00	20.20	27.00	
Power input in cooling	kW		3.09	4.09	6.80	9.00	10.00	12.30	
Heating capacities	kW		7.00	10.40	14.50	18.00	20.20	27.50	
Power input in heating	kW		2.92	4.35	5.29	6.20	7.51	11.20	
In duct outdoor side sound power level	dB(A)		70	80	74	74	83	81	
In duct indoor side sound power level	dB(A)		65	80	73	73	83	81	
Common characteristics			230V/1/50Hz		400V/3 + N/ 50Hz				
Power supply			17 / 72		10.1 / 45	13 / 62	15.4 / 79	18.7 / 77	21.8 / 80
Nominal / Starting current	A		25	20	25	25	25	32	
Main switch (1)	A		3 x 4	5 x 2,5	5 x 4	5 x 4	5 x 4	5 x 6	
Main cable (1)	Nbr. x mm <sup>2</sup>		10 x 0,22						
Cable to standard thermostat (2)	Nbr. x mm <sup>2</sup>		10 x 0,22						
Evaporator fan at nominal airflow	Airflow	m <sup>3</sup> /h	1 970	2 430	4 000	4 485	5 000	5 850	
	Standard ESP	Pa	25	37	50	50	62	62	
Condenser fan at nominal airflow	Airflow	m <sup>3</sup> /h	2 380	3 450	4 350	5 255	5 200	6 400	
	Standard ESP	Pa	50	50	50	50	50	50	
Nett dimensions	Height	mm	478	555	555	585	640	640	
	Length	mm	1 100	1 150	1 310	1 570	1 750	1 750	
	Depth	mm	1 100	1 150	1 310	1 570	1 650	2 050	
Nett weight	RTC	kg	154	180	214	275	345	405	
Nett weight	RTH	kg	163	190	224	285	350	412	

(1) For information only. These should be checked for compliance with local regulations depending also on installation and cable type

(2) Shield type cable only

All the data are at EUROVENT conditions with 230V/1/50Hz or 400V/3+N/50Hz.

Cooling : Entering indoor coil temp. 27°C / 19°C WB and outdoor temperature 35°C

Heating : Entering indoor coil temp. 20°C and outdoor temperature 7°C / 6°C WB

## Compatibility table / Codes

Cooling only models			RTC 07 K	RTC 10 K	RTC 15 K	RTC 20 K	RTC 25 K	RTC 30 K
			661210741	661211043	661211543	661212043	661212543	661213043
Heat pump models			RTH 07 K	RTH 10 K	RTH 15 K	RTH 20 K	RTH 25 K	RTH 30 K
			662050741	662051043	662051543	662052053	662052543	662053043
Thermostat			DPC-1					
Delivered as standard with the unit								
Accessories or options	Remarks	Code						
Electrical Heaters * (in duct)	5 kW / 1ph.	611760561	●					
	5 kW / 3ph.	611760573	●	●				
	10 kW / 3ph.	611761033	●	●				
	5 kW / 3ph.	611760653			●	●	●	●
	10 kW / 3ph.	611761083			●	●	●	●
	15 kW / 3ph.	611761513			●	●	●	●
Low ambient regulation		613111531	●	●	●			
		613113085 *	0			●	●	●
Copper-copper coils unit			0	●	●	●	●	●
Anti-corrosion blue fin coil			0	●	●	●	●	●

A = Accessory (supplied loose)

O = Option (factory fitted)

O/A = If you want this item factory fitted, precise it in the order form.

\* Not protected against external conditions.