



Distributors of Great Products



**Cleaning
Equipment**
You can trust...

3	ASE Truckmounts	38	Pac Vac
4	ASE Truckmounts DX47DI	39	Pac Vac Specifications
5	ASE Truckmounts DX45	40	Turbo Cat Zoom
6	Supercube 45	41	Polivac Products
7	Supercube 33	42	Polivac Products
8	Sapphire 270SS	43	Polivac Products
9	Sapphire 370SS	44	Mold Remediation & Restoration
10	Sapphire 454SS	45	Windsor Products - Admiral 8
11	Sapphire 570SS	46	Windsor Products - Cadet 7
12	Sapphire CDV	47	Windsor Products - Clipper 12
13	Thermal Wave II Vortec	48	Windsor Products - Commodore
14	Blueline Equipment Co. Truckmount	49	Windsor Products - NU Wave
15	Blueline Equipment Co. Accessories	50	Windsor Products - Chariot Range
16	Revolution Injection Sprayer	51	Windsor Products - Versamatic
17	Revolution Injection Sprayer	52	Windsor Products - Sensor XP
18	Sprayers Pumps	53	Windsor Products - Voyage Series
19	Accessories Connector	54	Windsor Products - Presto 3
20	Hand Held sprayer	55	Drying Made Easy
21	Industrial Dual - Surface Cleaner	56	Drying Made Easy
22	Heated Carpet Extractor	57	Airmovers Drying Equipment
23	Advantage Range	58	Airmovers Accessories
24	Sapphire Portable Mobile Extractor	59	Thermometer
25	Wet/Dry Equipment	60	Injectidry Products
26	Restoration Equipment	61	Accessories
27	Carpet Wands, Sprayers & Hand Tools	62	Accessories
28	Cleaning Wands	63	Accessories
29	Hard Surface Cleaning Tools	64	Accessories
30	Hard Surface Cleaning Tools	65	Accessories
31	Hard Surface Cleaning Tools		
32	Rotovac Products		
33	Rotovac Products		
34	Rotovac Products		
35	Rotovac Products		
36	Rotovac Products		
37	Rotovac Products		



Why Purchase Truckmounts from Advanced Specialized Equipment?

To buy a truckmount from ASE gives you advantages that can't be matched. We are the largest association of equipment dealers in the cleaning and restoration industry. Our national power gives you access to the biggest selection of equipment from the leading manufacturers. In addition,

we can support you with more programs and services than any other equipment dealer.

This all makes us a better partner to help you grow your business.

Our goal is to make you a raving fan for life! Thirty years of experience has taught us that it is really very simple. This is how we do it:

WE HELP YOU MAKE THE RIGHT EQUIPMENT CHOICE

ASE carries equipment from the best manufacturers in the industry; manufacturers who have a track record of building reliable high performance machines. Our knowledgeable staff is there to help you find the best equipment for your business.

WE'LL BE THERE FOR YOU AFTER YOU PURCHASE

Get You Running: One of our service technicians will walk you through the setup, operation, and maintenance of the equipment. We provide you with resource manuals, internet-based support, and phone numbers to get help from people who care about your success.

Keep You Running: We train you and assist you in routine maintenance. We have professional service technicians with the most complete parts inventory in the industry. Talk to your sales associate to learn about our Worry-Free Maintenance program.

Take You to the Next Level: ASE believes in education and provides more opportunities for industry education than any other company. We provide ITI world courses in every category including one-day and two-day hands-on workshops, half-day workshops, management classes, marketing classes, and selling classes. Virtually no topic is left untouched.



FINANCING

ASE Financial specializes in truckmounts and flood/fire restoration equipment. We have a variety of programs designed for the professional cleaner/restorer. Our flagship program is the FlexLease which offers the following advantages:

Worry-Free Maintenance Program: Included with your lease is over \$2,000 of free service! Bring your machine into your ASE Supply dealer every 100 hours. ASE Factory trained technicians will do routine maintenance and help identify small problems before they cause you to break down in the field. This program guarantees the best performance and longest life from your new machine.

Trade-in Program: A lease shouldn't be a "life sentence". Our flexible, no penalty trade-in option allows you to always have the right machine with the latest technology.

Custom Payment plans: Choose from our payment plans or customize your own. **Call now to get pre-approved 1800 068 901**



TRUCKMOUNTS - DX47



MACHINE SPECIFICATIONS

ENGINE: Kohler 25HP Air cooled engine

VACUUM: Tuthill 4007 Vacuum relief valve relieves pressure at 14" hg. Air Flow rates up to 475 cfm.

HEATER: 220 XL On-Demand Fuel Oil Heating System. The 220,000 B.T.U. Fuel Oil Heating System can attain and maintain solution temperatures up to 116 °C at 7.95 lpm.

PUMP: Industrial Heavy Duty Cat 3CP Solution Pressure System. The most powerful, heavy duty pressure system available for truck mounted equipment. Adjustable and usable pressures up to 2000 P.S. I. (86 bar) of solution pressure up to 11.35 lpm.

265L Gallon Marine Aluminium Waste Recovery System

Instrumentation

- Electronic Circuit Breakers instead Of Fuses
- Tachometer/Hour Meter
- Water Temperature Is Thermostatically Controlled
- Water Temperature Monitoring Gauge
- Glycerin Filled Shock Absorbing Solution Pressure Gauge
- Chemical Flow Metering System
- Easy Access Oil Filter And Oil Drain
- Inlet Water System Prevents Backflow
- Vacuum Blower Oiler

Dimensions: 86.4cm W x 101.6cm H x 88.9cm L.
(34"W x 40"H x 35"I).

Weight: 220 KG



STANDARD STARTER KIT

- DX 47 Module
- 190L Waste Recovery Tank With Filter System
- 30 cm High Pressure Scrub Wand or Evolution Wand
- 45M 1/4" High-Temp Solution Pressure Hose
- 45M, 2" High Performance Vacuum Hose
- 15M Water Hose w/ Intake Valve Assembly
- Installation Kit
- 22.7L Fuel Tank or In-Line Fuel Hook-Up Kit
- 12V Battery
- One Solution Bottle (19L)
- Operations And Maintenance Training
- ASE Lifetime Warranty on chassis and body panels and 12 months warranty on parts

MACHINE SPECIFICATIONS

ENGINE: Kohler 20HP Air cooled engine

VACUUM: Tuthill 4005 Vacuum relief valve relieves pressure at 14" hg. Air Flow rates up to 475 cfm.

HEATER: 220 XL On-Demand Fuel Oil Heating System. The 220,000 B.T.U. Fuel Oil Heating System can attain and maintain solution temperatures up to 116 °C at 7.95 lpm.

PUMP: Industrial Heavy Duty Cat 3CP Solution Pressure System. The most powerful, heavy duty pressure system available for truckmounted equipment. Adjustable and usable pressures up to 2000 P.S. I. (86 bar) of solution pressure up to 11.35 lpm.

265L Gallon Marine Aluminium Waste Recovery System

INSTRUMENTATION

- Electronic Circuit Breakers instead Of Fuses
- Tachometer/Hour Meter
- Water Temperature Is Thermostatically Controlled
- Water Temperature Monitoring Gauge
- Glycerin Filled Shock Absorbing Solution Pressure Gauge
- Chemical Flow Metering System
- Easy Access Oil Filter And Oil Drain
- inlet Water System Prevents Backflow
- Vacuum Blower Oilier

DIMENSIONS: 86.4cm W x 101.6cm H x 88.9cm L
(34"W x 40"H x 35"L)

Weight: 200 KG



STANDARD STARTER KIT

- DX 45 Module
- 190L Waste Recovery Tank With Filter System
- 30 cm High Pressure Scrub Wand or Evolution Wand
- 45M 1/4" High-Temp Solution Pressure Hose
- 45M, 2" High Performance Vacuum Hose
- 15M Water Hose w/ Intake Valve Assembly
- Installation Kit
- 22.7L Fuel Tank or In-Line Fuel Hook-Up Kit
- 12V Battery
- One Solution Bottle (19L)
- Operations And Maintenance Training
- ASE Lifetime Warranty on chassis and body panels and 12 months warranty on parts

TRUCKMOUNTS - SUPERCUBE 45



MACHINE SPECIFICATIONS

ENGINE: Kohler 20HP Air cooled engine

VACUUM: Tuthill 4005 Vacuum relief valve relieves pressure at 14" hg. Air Flow rates up to 375 cfm.

HEATER: Multi-Source Heat Exchange/Accumulator Solution Heating System - All stainless steel tubing for longer life. Attains and maintains solution temperatures up to 82°C.

PUMP: Industrial Heavy Duty Comet Solution Pressure System. Adjustable and usable pressures up to 1250 P.S.I. (86 bar) of solution pressure up to 11.35 lpm.

265L Gallon Marine Aluminium Waste Recovery System

Instrumentation

- Electronic circuit breakers instead of fuses
- Tachometer/Hour Meter
- Water Temperature Is Thermostatically Controlled
- Water Temperature Monitoring Gauge
- Glycerin Filled Shock Absorbing Solution Pressure Gauge
- Chemical Flow Metering System
- Easy Access Oil Filter And Oil Drain
- Inlet Water System Prevents Backflow
- Vacuum Blower Oiler

Dimensions: 23"W x 29"H x 32 1/2"L
(58.4cm W x 73.6cm H .v 82.5cm L).

Weight: 185 Kg



STANDARD STARTER KIT

- SC 45 Module
- 190L Waste Recovery Tank With Filter System
- 30 cm High Pressure Scrub Wand or Evolution Wand
- 45M 1/4" High-Temp Solution Pressure Hose
- 45M, 2" High Performance Vacuum Hose
- 15M Water Hose w/ Intake Valve Assembly
- Installation Kit
- 22.7L Fuel Tank or In-Line Fuel Hook-Up Kit
- 12V Battery
- One Solution Bottle (19L)
- Operations And Maintenance Training
- ASE Lifetime Warranty on chassis and body panels and 12 months warranty on parts

TRUCKMOUNTS - SUPERCUBE 33



MACHINE SPECIFICATIONS

ENGINE: Briggs and Stratton 16 HP Air cooled Engine

VACUUM: Tuthill 3003 Vacuum relief valve relieves pressure at 14" hg. Air Flow rates up to 325 cfm.

HEATER: Multi-Source Heat Exchange/Accumulator Solution Heating System - All stainless steel tubing for longer life. Attains and maintains solution temperatures up to 82°C.

PUMP: Industrial Heavy Duty Comet Solution Pressure System. Adjustable and usable pressures up to 1250.

P.S. I. (86 bar) of solution pressure up to 11.35 lpm.

265L Gallon Marine Aluminium Waste Recovery System.

Instrumentation

- Electronic circuit breakers instead of fuses
- Tachometer/Hour Meter
- Water Temperature Is Thermostatically Controlled
- Water Temperature Monitoring Gauge
- Glycerin Filled Shock Absorbing Solution Pressure Gauge
- Chemical Flow Metering System
- Easy Access Oil Filter And Oil Drain
- Inlet Water System Prevents Backflow
- Vacuum Blower Oiler

Dimensions: 23"W x 29"H x 32 1/2"L
(58.4cm W x 73.6cm H .v 82.5cm L).

Weight: 159kg



STANDARD STARTER KIT

- Supercube Module
- 190L Waste Recovery Tank With Filter System
- 30 cm High Pressure Scrub Wand or Evolution Wand
- 30 meters 1/4" High-Temp Solution Pressure Hose
- 30 meters, 2" High Performance Vacuum Hose
- 15 meters Water Hose w/ Intake Valve Assembly
- Installation Kit

- 22.7 L Fuel Tank or In-Line Fuel Hook-Up Kit
- 12V Battery
- One Solution Bottle (19 L)
- Operations And Maintenance Training
- ASE Lifetime Warranty on chassis and body panels and 12 months warranty on parts

PANEL KIT

A series of 4 marine aluminium panels cover the top, sides, and back of the machine. This panel kit enhances safety and operations by preventing objects from coming in direct contact with machine components. It also adds to your machine's professional appearance.

TRUCKMOUNTS - SAPPHIRE 270SS



RIGHT SIZE, RIGHT DESIGN, RIGHT CHOICE

Sapphire Scientific truckmounts are the right choice for your business. The 270ss takes half the space of other truckmounts in your van or truck while delivering better heat and vacuum. Engineered and built by industry experts you know and trust, Sapphire Scientific truckmounts utilize the most reliable components and simplify maintenance to ensure a long service life and reduce costs.

MACHINE SPECIFICATIONS

- Superior heat production and control for carpets, upholstery, and tile cleaning - produces more usable heat, with minimal heat loss to the environment
- Space saving compact footprint - Significantly smaller than closest competitor - with all the power
- Exclusive short reach service design - all serviceable parts within 8 inches of exterior
- High strength frame reduces damaging vibration
- fewer parts than any comparable unit mean easier maintenance
- Last-Step Chemical injection maximizes pump performance.
- Easy-off access panel and side hoods for instant access to service points
- extended belts life - Unique frame design directs cooling airflow over drive belts

STANDARD EQUIPMENT

- 75ft. 1/4" high pressure hose (3000 psi)
- 75ft. 2 1/2" vacuum hoses
- Installation Kit
- Operation and service manuals



TRUCKMOUNTS - SAPPHIRE 370SS



SAPPHIRE 370SS

Sapphire Scientific truckmounts deliver maximum vacuum and heat performance in half the space. Tapping into the 30+ years of experience of well-known industry truckmount experts, the Sapphire Scientific patent pending design employs trusted components combined with ingenious uses of space and heat exchange to simplify operation and maintenance and ensure the longest service life at lower cost.



MACHINE SPECIFICATIONS

- Superior heat production and control for carpets upholstery, and tile cleaning - produces more usable heat, with minimal heat loss to the environment
- Space saving compact footprint - significantly smaller than closest competitor - with all the power
- Exclusive short reach service design all serviceable parts within 8 inches of exterior
- High strength frame reduces damaging vibration
- Fewer parts than any comparable unit mean easier maintenance
- Last step chemical injection maximizes pump performance
- Easy-off access panel and side hoods for instant access to service points
- Extended Belt life unique frame design directs cooling airflow over drive belts.



TRUCKMOUNTS - SAPPHIRE 454SS



SAPPHIRE SCIENTIFIC

Wants truckmount performance where it counts? First off the line, built tough for the long haul, and first to the finish? Choose the 454 Big block from sapphire, where performance counts.

MACHINE SPECIFICATIONS

- 454 CFM for true 2 1/2 inch dual wand performance
- 35HP high torque Briggs & Stratton vanguard Big Block series
- Only 20 inches wide - that's 10 inches narrower than nearest competitor
- Full thermostatic heat control
- Through-frame belt cooling for extended service life
- Industry-leading two year warranty
- Solution pump Cat 5CP 5120 producing 1500 PSI @ 5.5 GPM
- Frame Powder-coated steel
- Waste tank - 90 gal. Marine - grade aluminum
- Console dimensions 20 x 47 x 37.5in
- WxHxD - 51 x 119 x 95
- Weight 882lbs 400kg



STANDARD EQUIPMENT

- Two 75ft. 1/4" high pressure hose (3000 psi)
- Two 75ft. 2 1/2" vacuum hoses
- Installation Kit
- Operation and service manual



TRUCKMOUNTS - SAPPHIRE 570SS



SAPPHIRE SCIENTIFIC

Wants truckmount performance where it counts? First off the line, built tough for the long haul, and first to the finish? Choose the 570 Big block from sapphire, where performance counts.

MACHINE SPECIFICATIONS

- 570 CFM for true 2 1/2 inch dual wand performance
- 35HP high torque Briggs & Stratton vanguard Big Block series
- Only 20 inches wide - that's 10 inches narrower than nearest competitor
- Full thermostatic heat control
- Through-frame belt cooling for extended service life
- Industry-leading two year warranty
- Solution pump Cat 5CP 5120 producing 1500 PSI @ 5.5 GPM
- Frame Powder-coated steel
- Waste tank - 90 gal. Marine - grade aluminum
- Console dimensions 20 x 47 x 37.5in
- WxHxD - 51 x 119 x 95
- Weight 882lbs 400kg

STANDARD EQUIPMENT

- Two 75ft. 1/4" high pressure hose (3000 psi)
- Two 75ft. 2 1/2" vacuum hoses
- Installation Kit
- Operation and service manual



TRUCKMOUNTS - SAPPHIRE CDV



CDV FILTER SYSTEM

The CDV is a high capacity in-line filter box with a rotomolded housing and reinforced core built to withstand the rigors of real-world working conditions. The CDV is easy to maintain, with a stainless lift-out filter cage and Microban antimicrobial product protection. A removable clear polycarbonate window allows easy monitoring of progress - customers can see the dirt coming out of their carpet! Large 2 1/2" (or dual 2") inlet simplifies setup and maintains vacuum from the truckmount; two 2" vacuum outlets and solution lines allow for dual wands. Protect your valuable equipment and boost your performance with the CDV.

MACHINE SPECIFICATIONS

- Rotomolded construction stands up to years of rugged use and wipes clean
- see-through view panel shows cleaning progress
- Molded handle for easy transport and durability
- Lift-out stainless filter cage removes easily for cleaning
- Clamps pop up to allow removal of the observation window for cleaning
- Model - Sapphire Scientific CDV
- Dimensions - 20 x 17.25 x 9.5 in.
- H x D x W - (50.8 x 45 x 24.1cm)
- Application - Dual 2" outlet; single 2 1/2" Vacuum inlet (can be easily converted to dual 2" inlet.)
- Construction - Rotomolded housing with polycarbonated viewing window. Stainless filter cage.



SAPPHIRE UPHOLSTERY PRO



UPHOLSTERY PRO

Fast, fatigue-free cleaning - all day long!
Now you can effectively clean a wide range of fabrics and soiling conditions with just one tool. Precision flow control allows for easy, on-the-fly adjustments. And the unique continuous flow design allows you to extract in both directions for the best clean possible.

The Upholstery Pro is also the most comfortable cleaning tool available today. Equipped with a trigger lock to reduce hand fatigue, the cleaning head is correctly angled and carefully balanced to reduce wrist, arm and back fatigue. The housing is constructed of lightweight but extremely durable nylon for a long service life.

SPECIFICATIONS

- Unique dual extraction slots permit full extraction in both directions across fabric surfaces
- In-line solution strainer helps prevent clogging
- Solution control valve provides precise control for widest range of fabric types and soiling conditions
- Sliding vacuum release allows for easy vacuum adjustments on the fly
- Trigger valve and glide designed to be changed in the field in minutes with simple hand tools.
- Lightweight and highly flexible hose coupling is easy to maneuver, even in tight places



THERMALWAVE II VORTEC



ThermalWave[®] II Vortec and ThermalWave[®] II HP Vortec GM Vortec[™] 61 HP Fuel Injected System

The engine features a water-cooled cast iron block and single overhead cam valvetrain to optimize performance and efficiency. Crank triggered, spark ignition system uses the coil pack, crankshaft position sensor and ECM for accurate spark timing.

CAT Water Pump

The ThermalWave II has a Poly-V serpentine belt driven 340 High Temp CAT pump. The HP has a CAT 5CP 3000 PSI water pump - ideal for hot water power washing.

Gardern Denver 5M Blower

Big in performance with a proven track record, this powerful blower delivers consistent dual wand capability.

Optional 85 Gallon Sub-Mount Tank

Frees up Van Space

Specification

Engine Speed	1900 rpm (high speed single wand) 2400 rpm (high speed dual wand)
Water Pump RPM	1550 rpm
Vacuum Pump RPM	2400 rpm @525 cfm
Water Flow Rate	5.3 GPM (maximum)
Water Pump Pressure	1200 PSI (maximum) HP 3000 PSI (maximum)



BLUEline Equipment Co. Truckmounts and Super Extraction System

BLUEline CHAMP®

Tough durable and dependable, BLUEline's CHAMP® truckmount is the best choice for single wand operations. Ideal for residential and light commercial jobs. A Kohler command 20 HP air-cooled engine with overhead valve design provides peak performance and longer engine life. The CAT 3CP 1120 water pump with 4.3 GPM, pump provides high water volume for the tile and hard surface cleaning. Low and high pressure shut down prevents damage to your equipment.

Specifications

Engine speed	1400 rpm (Idle), 2600 rpm (high speed)
Water Pump RPM	1485 rpm
Vacuum Pump RPM	3000 rpm
Water Flow Rate	4.3 GPM (maximum)
Water Pump Pressure	1200 PSI (maximum)

BLUEline Wave®

BLUEline has taken heat exchange and heat transfer to another level with our new heat exchange technology and patent pending flow control. Simply set the temperature selector valve to the desired setting (up to 230°) and go to work. Small in size yet big in performance, the BlueWave is powered by a Kubota WG 972 3-cylinder water-cooled 31HP engine. This reliable unit can tackle the toughest commercial jobs and be used for multi-tool cleaning operations. Its powerful CAT 3CP 1120 water pump makes BlueWave an Ideal Machine for hard surface cleaning.

Specifications

Engine speed	1500 rpm (Idle), 2400 rpm
Water Pump RPM	1550 rpm
Vacuum Pump RPM	2700 rpm @ 405 cfm
Water Flow Rate	4.3 GPM (maximum)
Water Pump Pressure	1200 PSI (maximum)



Super Extraction System

BLUEline offers an efficient system for removing contaminated water from homes, businesses, production facilities, accident sites, or any location where contaminated or dirty water must be extracted. It features a Kohler gasoline-driven, 4-cycle 25hp engine with an overhead valve design engine which delivers peak power and performance. It is also easy to maintain.

The garden Denver Ti408 pump with 405cfm provides optimum vacuum performance. The 120 Gallon waste recovery tank features marine aluminum construction with automatic shut off at 120 gallons. And, the optional auto pumpout allows 6.3 GPM waste disposal, significantly higher than competitive waste pumpouts. A large 3 inch waste dump port means quick dumping and easy clean out.

BLUELINE EQUIPMENT CO. ACCESSORIES




Water Softener

Removes calcium and magnesium from the water and replaces them with sodium. Capacity is approximately twice the capacity of most competitive units.
Part #68-045



Water Pond Combination Water Tank and Electric Hose Reel

Compact size allows unit to slide into vehicles in one piece. Holds 120 gallons of water and 250ft. of hose
Part #68-032



Sub-Mount Water Tank

This tank holds 85 gallons of fresh water and still fits snugly under the truck mounts
Part #68-059 - CHAMP®
Part #68-069 - BlueWave® and ThermalWave® II Vortec and HP



Hi-Profile Vacuum and Solution Hose Reel

Trademark BLUEline Blue
Part #68-025
Also available Motorized
Part #68-033OB



Stainless Steel Van Storage Unit

High Quality construction, assembly required
Part #68-013



120 Gallon Fresh Water Tank and Hose Reel

Trademark BLUEline Blue
Part #68-017

Optional Stainless Steel Chemical Rack
Holds 10 gallon size jugs
Part #68-018



High-Pressure, Solution Reel

Black, Manual cranking.
Part #68-023



External Waste Pump

Drives 6 gpm- pumping significantly more wastewater than other pumps
Part #68-003



Low-Profile

Quad-Jet 2-inch Vacuum
Part #67-001 - 14-inch S Bend wand
Part #67-002 - 11 - inch S Bend wand



Ergo Wand with Pistol Grip

Quad-Jet 4-inch Vacuum
Part #68-003 - 14 inches
Part #67-005 - 11 inches

REVOLUTION INJECTION SPRAYER



Revolution Injection Sprayers

Apply any chemical in your truck with the Revolution. Get ratios of 1:4 up to 1:64 with a simple turn of a knob. When you come to that grimy area in front of the couch, turn the knob for higher concentrations of cleaner, turn it lower for light soils.

Now you, the professional, decide your mix ratio on prespray; heavy for heavy soil, light for light soil. You won't need constant high concentrations when only a small portion of the job requires it.

- *Stainless steel metering stem*
- *Large knob with big numbers*
- *Can recalibrate draw ratios in the field*
- *More accurate and reliable*



Heavy-duty guns and stainless steel extensions – virtually indestructible!

High Pressure

250–1,000 PSI
AS08

Low Pressure

30–250 PSI
AS12

Hydro-Force Injection Sprayers

Hydro-Force™ sprayers connect to your pressure line and automatically draw concentrate from the 5-quart container to achieve the desired dilution ratio. Use for presprays, deodorizers, protectors, dyeing, etc.

REVOLUTION INJECTION SPRAYERS



Note: The standard dilution ratio for the High-Pressure Hydro-Force is 1:8 as it comes from the factory. The Low-Pressure is 1:4.

5-Quart Container

Increase your efficiency by having each chemical in its own ready-to-use jug. Attaches easily to the Hydro-Force™ sprayer. Heavy, durable plastic!

AS30

Description Label

Label each of your chemical jugs and prevent the need to open each container to find chemicals. Plastic, self-adhesive. Fits the AS30 5-quart container.

LM93

Metering Tip Kit

Make your Hydro-Force even more versatile! You can dilute concentrated chemical automatically at any of eight standard dilution ratios. Simply insert a new color-coded metering tip to change dilution. Laminated instruction sheet included.


NA0816A (high press.)

NA0816B (low press.)

24" Brass Extension

Puts the spray closer to the floor and makes dye work more comfortable. Replaces standard 18" Hydro-Force extension.

NA0824B



Holder (wall)

Shown with AS08, not included.
AC191

Now available in
Corner Brackets



Holder (floor)

Shown with AS30, not included.
AC192

Now available in Corner Brackets



Single Holder

(shown with TCBS, not included)
AC197

Now available in Corner Brackets



Double Holder

(Holds two sprayers, not included)
AC196

Now available in Corner Brackets





Proven the most durable hand sprayer built!

2 qt. Pump Sprayer

The AS05 2-quart Pump Sprayer is built for heavy-duty, continuous use. It is fitted with chemical-resistant viton throughout, and will outlast most other sprayers four to one! The wide mouth means easy filling. This durable polyethylene sprayer is rebuildable.

Use for:

- Upholstery/prespray
- Spotting
- Wall washing
- Almost any chemical spray job!

AS05

Available Options

Foam Nozzle 100007

Fan Pattern Jet NA1411B

Standard Sprayer

The perfect size, weight, balance, and price for the professional. One of the best buys for a top-grade stainless sprayer.

- Brass plunger assembly
- Brass fan jet
- Zinc trigger assembly
- 12" brass extension

AS21

TCBS 3-gallon

The Country's Best Sprayer

TCBS will stand up to your most demanding applications. Built with all the features that professionals demand, including heavy-duty brass trigger with viton fittings, an 18" heavy-duty brass extension and a brass fan pattern veejet. TCBS also has 36" heavy-duty chemical/solvent-resistant hose, pressure gauge/ relief valve combination, and a Viton check valve—strong chemicals and technicians are no problem for the TCBS sprayer.

Also Available in 2gal & 1gal

ACCESSORIES-CONNECTORS



Premium Ball 2500psi Shut-Off Valve

This chrome-plated brass and stainless steel valve is the latest design for a tough, long-lasting valve. Tested in our industry with thousands of hours of heavy-duty use, this ball valve gives you lasting quality. Spread thread design eliminates the need for an additional adapter nipple. AH54: 1/4" fp x 1/4" mp • AH54B: 3/8" fp x 3/8" mp

AH54 1/4"
AH54B 3/8"



Econo Ball Shut-Off Valve

Has the same size and features as our regular AH54 ball valve but is restricted to a maximum 400 PSI. Sized to fit 1/4" ends on solution hose where a shut-off is necessary.

AH56 1/4"



Quick Connects

These quality Parker quick-couplers are manufactured to the highest standards in brass. High-pressure design and durable materials assure reliable sealing. They also feature a double O-ring seal for increased reliability. These couplers are interchangeable with other manufacturers' quick connects.



100009 1/4" male
100008 1/4" female
PAF01 3/8" male
PAF02 3/8" female

Stainless Steel Quick Connects

Male and female 1/4". Will interchange with brass quicks.



NA012 1/4" female
NA010 1/4" male

Safe Connects

Get a grip on this indestructible connector cover that includes the female quick connect. With our best quality dual O-ring Parker connector, the Safe Connect protects both the female and male side quicks. A great addition to the wand and machine ends of the hose.

AS56 (Teal)
AS56A (Blue)

- Prevents burned hands.
- Prevents chipping and scratching floors.
- Protects brass fittings.

HAND HELD SPRAYERS

Australia's Largest Range of **ADVANCED** SPECIALIZED EQUIPMENT

A 48 oz. Hand Sprayer

The AS01 has chemical-resistant nitrile gaskets and an adjustable cone spray pattern. This hand sprayer is ideal for small jobs, wall cleaning and acid sprays.

AS01

B Chapin Sprayer

The chemical resistant AS14 sprayer has an 18" poly extension, fan pattern spray jet, and a wide funnel top. It's perfect for all medium-duty spray jobs and acidic chemicals.

AS14

C B&G 1 Gallon

This heavy-duty sprayer can be used on portable pails, or on 55-gallon drums. (*extension wand not included*)

- Metal gun-jet for exacting control and shutoff.
- 10 feet of indestructible hose for wide area coverage.
- Built to withstand solvents and harsh chemicals.
- Pumps at 45 PSI with a 6501 brass teejet.

AS89



A Ergonomic Trigger Sprayer

This sprayer has an anti-back-off locking mechanism when used with special 32 oz. bottle (AS29A). It has high output, even on mist setting. It is also quick priming, and chemical resistant.

AS24

12+

AS24A (*head only*)

AS29A (*bottle only*)

B 32 oz. Bottle

Fits the AS50, AS28A, or AS24A sprayer heads. Dilution ratios (*up to 1:8*) and ounce graduations are printed on the side.

AS29

C Trigger Sprayer

- Easy-grip 32 oz. bottle
- Chemical resistant

AS06

AS06A (*head only*)

D SprayMaster Sprayer

- 5-year manufacturer's guarantee
- High volume output
- Chemical resistant
- 32 oz. calibrated

AS04

E 2-Way Sprayer

This handy sprayer sprays once when you squeeze and once when you relax, saving you both time and energy. Viton fitted for chemical resistance and long life.

AS28

AS28A (*head only*)

INDUSTRIAL DUAL-SURFACE CLEANER



HHP Series

HHP-300

When it comes to cleaning carpet, it is scientifically proven that heat cleans better. The HHP-300 keeps the water at 212°F at the tip of the wand and can maintain 300 psi. A patented circuit locator prevents blown circuits, fully adjustable heat and pressure, and a soft start three-stage vacuum with electronic shut off.

HHP Series Features & Benefits

- Instant heat to 212°F.
- Smart circuit locator (patented) means no more blown circuits.
- Low moisture system means faster drying times.
- Quick-lift access for easy servicing.
- Allows operator to clean 50% faster than with unheated machine.
- Solid state circuitry.
- Light weight design.
- lifetime warranty.
- 12 gallon capacity.
- Tanks and body warranted for life against cracks, breaks, or leaks.

THE DURABLE SURFACE CLEANER!



HEATED CARPET EXTRACTORS



The Torrent

The latest innovation in the hard surface tile and grout cleaning is the Torrent industrial hard surface cleaner. The Torrent is designed to withstand the rigors of the jan-san market place with an industrial 400-1200 psi adjustable pump with extended service hours (standard service at 3,000 hours) and the ability to make 185°F water temperatures. Keep hard surfaces dryer with top-mounted, dual three-stage vacuums for maximum water recovery. A rotationally molded body with upright ergonomic design make the Torrent very durable and easy to maneuver up or down stairs or into a vehicle by a single person. This compact design make the Torrent a convenient machine to include on your truck, or in the janitor's closet. With direct water feed and automatic wastewater dump, the Torrent will save you time and make your cleaning crews more efficient and effective.



Features & Benefits

- **Industrial Pump** - 400-1200 psi adjustable, extended service interval (upto 3000 hours), high temperature (upto 185°F).
- **Improved Water Recovery** - Top-mounted dual three-stage vacuums have dramatically increased airflow efficiency delivery maximum water recovery.
- **Direct water Feed** - Improved efficiency by eliminating the need to stop working to fill a solution tank and reduces cavitation and possible pump damage. An inline filter prevents debris from damaging the system.
- **Auto Dump** - Dual pumps that continuously dump 5.5 gallons per minute of waste water, eliminating the need to stop working to empty the recovery tank.
- **Upright Ergonomic Design** - Easy to maneuver up down stairs as well as in and out of vehicles. Compact design makes for easy storage in the janitor's closet or on the truck.
- **Hoses** - 25' vacuum hose and solution line that conveniently wrap around the body of the machine.
- **Tanks and Bodies** - Lightweight rotationally molded with lifetime warranty against cracks, leaks and dents.
- **CRI Certified** - Third party tested and received the top Gold certification for superior cleaning performance for carpet extraction.

ADVANTAGE RANGE



Advantage 100

Advantage 100 - Single Cord Heated Extractor. The Advantage 100 is designed to deliver on-demand cleaning for carpeted surfaces and upholstery.

- On-demand 100 psi for cleaning of carpet and upholstery
- Powerful 3-stage vacuum and low moisture of only .8 gpm for quick dry times
- Instant heat from the 1100 watt inline heater that comes standard with a lifetime warranty
- Durable roto-molded body with a lifetime warranty against cracks, dents, and leaks
- Compact, light-weight design with large 12" rear wheels for easy one person transport
- 13 gallon capacity for longer runtimes.

Advantage 400

The most powerful heated portable carpet extractor of the series is the Advantage 400 for deep restorative cleaning featuring:

- Adjustable 50-400 psi positive displacement pump for deep restorative carpet cleaning or carpet or dialed down to clean upholstery and delicates
- Instant 212°F heat from the 2000 watt, inline heater that carries a lifetime warranty
- Powerful 3-stage vacuum for optimum water recovery combined with low moisture of only .8 gpm delivers quick dry times
- Large 12" rear wheels for easy transport on stairs by one person
- Durable roto-molded body with a lifetime warranty against cracks, dents, and leaks
- Compact and Light-weight, only 99 lbs
- Circuit locator light to help eliminate blown fuses and/or breakers
- 13 gallon capacity for longer runtimes

Advantage 1200

The Advantage 1200 is designed to deliver deep restorative cleaning for hard surfaces like tile & grout, natural stone, concrete, vinyl, and more. Wash, rinse and recover in one easy cleaning pass!

- Adjustable 1200 psi for power washing porous surfaces like tile & grout with 2.2 gpm of water flow
- One pass cleaning. Wash, rinse, and recover in one easy cleaning pass
- Powerful 3-stage vacuum for maximum water recovery and quick dry times
- Auto-fill and auto-dump for uninterrupted cleaning
- Circuit locator to eliminate blown fuses and/or breakers
- Durable roto-molded body with a lifetime warranty against cracks, dents, and leaks
- Compact size and large 12" rear wheels for easy transport by one person, only 110 lbs.
- 13 gallon capacity for longer runtimes



SAPPHIRE PORTABLE MOBILE EXTRACTOR



THE SCIENCE OF CLEAN GOES MOBILE!

Sapphire portable extractors let you take the science of clean anywhere you need to go. Expand your cleaning opportunities with the mobility of Sapphire extractors.

These professional-grade high-efficiency units let you take Sapphire Scientific cleaning power places truckmounts just can't go. Sapphire portables are the best solutions for cleaning in high rises, commercial settings, exhibition and trade show venues, and secure areas, and more. Choose from heated, unheated and/or high pressure units and put yourself ahead of the competition.

All Sapphire portables are built in the same compact rotomolded housing.

Common Features

- **COMPACT** – Smaller footprint than leading competitors only 39.5H × 32L × 19.75W in.
- **LIGHTWEIGHT AND MANEUVERABLE** – only 87–130 lbs. dry weight depending on model. Rugged molded handles for safe transport.
- **EASY TO TRANSPORT** – 10 in. diameter non-marking wheels mounted in recessed wheel wells and fitted with fullcoverage wheel covers for smooth, non-snagging profile.
- **DURABLE** – Rotomolded housing helps reduce maintenance and provides quiet operation. 10 year warranty on housing.
- **INTEGRATED ROTOMOLDED STANDPIPE** resists breakage for years of leak-free service.
- **CLAMSHELL CONSTRUCTION** – allows for easy maintenance.
- **QUIET OPERATION** – Noise suppressor for quiet operation.
- **FAST ACCESS TO PARTS** – Clamshell design hinges open for easy maintenance.
- **FAST, STEADY HEAT** – Powerful 2000 watt in-line heater on select models.
- **CONVENIENT** – Top-mounted switches are easy to reach and feature protective caps.

The NEW Mobile Extractor



Upholstery & Curtain Cleaners



The Ultimate®

This is all in on drapery upholstery ceiling machine is light weight and uniquely designed to give the experts or novice professional results. Exclusive features such as self-priming pump, quick-flush lines, and a single cord combine for easy operation.

Ultimate Benefits

- Wet/dry cleans carpets, upholstery, drapes, office furniture, oriental rugs, fabric panels, lamp shades, and more.
- Rooms ready for use the same day.
- Won't shrink or damage materials.
- Empties quickly and easily.
- Easy access for servicing.
- Compact and light weight.



4-In-1 Tool Kit

Made from high performance, light weight resin material, this multi-use tool is designed to give you complete control over any cleaning situation. The kit consists of 4 different heads for cleaning upholstery, drapery and vertical blind. Heads fit onto the base tool (included) for instant use in any cleaning situation. Comes complete with carrying case. Heads and base tool may be sold separately. Lifetime warranty.

Ultimate Features

- Wet or dry cleaning.
- Instant adjustable heat to 200°F.
- 40 psi.
- Solvent state circuitry.
- Lift-out recovery bucket.
- Self-priming pump.
- Single Cord.
- Heavy-duty stainless steel solution tank.
- Exclusive 2 years parts warranty.
- Lifetime warranty on body and heater element.
- Light weight - 46lbs.
- 4-in-1 Tool Kit included.



The XLT-60

The XLT-60 offers instant heat, a compact, light weight body, and superior cleaning accessories for cleaning virtually any wet-cleanable fabric. Not for use with dry cleaning solvents.

XLT - 60 Benefits

- Cleans carpets, upholstery, drapes office furniture, fabric panels, and more.
- Empties quickly and easily.
- Easy access for servicing.



Triple-Play Spotter

Three separate tanks for solution, rinse and recovery. Instead of emptying your solution to rinse, simply flip a switch. Chemical residues which causes re-soiling can be removed instantly. With 90' of waterlift and 55 psi, it supports the use of an optional lightweight floor wand. Comes standard with 5" wheels and folding handle, eliminating the need to purchase and additional cart.

XLT - 60 Features

- Instant adjustable heat to heat 200°F.
- 60 psi demand pump (diaphragm).
- All hexane copolymer construction.
- Compact, Weight: 43lbs.
- 1 year parts and labor warranty.
- Lifetime body and heat exchanger element warranty.
- Includes base tool and 3" head.

RESTORATION EQUIPMENT



Patriot Features & Benefits

- DOP certified 99.97% for increased CFM and longer life.
- Two speed 1400/2200 CFM for versatility.
- Rotationally molded body with lifetime warranty for maximum durability.
- Can be used horizontally or Vertically for added versatility.
- Friction rails make loading and unloading a one-person job.
- Filter warning light for HEPA filter changing.
- Low amp draw.
- No tools are necessary for filter replacement.

The Patriot

The Patriot is the only rotationally molded air scrubber / negative air machine available. The poly body minimizes damage to furniture and doorways when transporting and is so durable it has a lifetime body warranty. Its dolly design makes one person loading and transport easy. Two speed operation 1400/2200 CFM offers versatility for large or small jobs, and it can be used in either the vertical or horizontal position. Multiple filter design and no tools are required for filter replacement. To capture particulates, mold fungal spores, gases, and odors, the Patriot is your answer.



Oasis Features & Benefits

- Maintenance free corona discharge system. provides proven constant ozone production and long service life.
- Timer and output adjustment provides versatility and allows tailoring output for the application.
- Rugged body design provides long life while maintaining appearance.
- Consistent performance with no downtime for cleaning or reduced efficiency due to dirt or moisture build-up.
- lightweight and compact for easy transportation.

Oasis Plus

Eliminates smoke, mold, mildew, pet and other organic odors, it actually destroys the molecules that cause them, leaving pure fresh oxygen in their place. No plates or UV tubes to maintain. Lifetime warranty on ozone producing electrodes. Effective for up to 40,000 cubic feet.



Flood King Features & Benefits

- Top mounted, dual three-stage vacuums increase airflow efficiency and vacuum performance - improved water recovery.
- Ergonomic, upright, compact design for easy maneuverability and easy storage.
- Rotationally molded body with a lifetime warranty for maximum durability.
- Three-stage filtration system increases pump life.
- Runs on a single 25' cord at only 13 amps.
- Auto-dump, by 10.5 gallons per minute with a 9 gallon recovery tank.

Flood King

The flood king is designed to be the most efficient and effective way to extract water from carpet. This new innovative design has increased the efficiency of the airflow by top mounting dual 3-stage Vacuums. The flood King's upright, ergonomic and lightweight design makes it easy to handle by one person with little or no bending or stooping.



Flood Pumper Features & Benefits

- Low-amp, single cord operation for situations where power is limited.
- High grade filter system extends pump life.
- Polyethylene body won't rust, crack or dent.
- Auto-dump by dual pumps out of a standard 3/4" discharge hose.
- Lighter than all other pumpers for easy lifting and less fatigue.

Flood Pumper

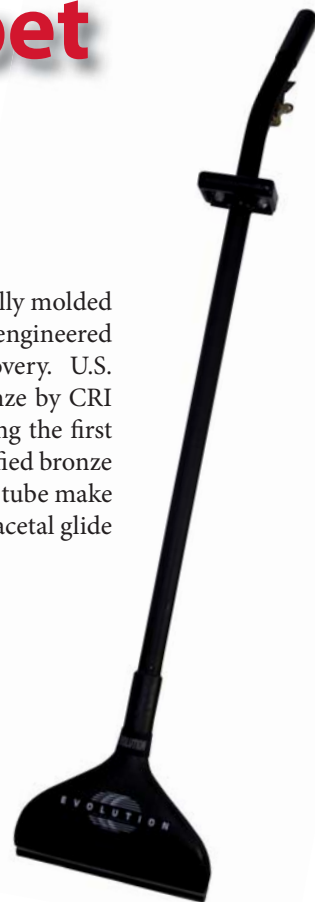
Offering an incredible vacuum performance of 200 CFM and 10.5 gallon per minute with automatic pump out, the flood pumper is not a converted carpet extractor. Its lightweight design, single cord operation, dual vacuums, and dual pumps make it the professional's choice.



Largest Range of Carpet Cleaning Wands

Evolution - Half the weight, twice the performance!

ASE Takes wand design to the next level with the US Products Evolution. This rotationally molded carpet wand is lightweight, durable and tested for proven performance. Scientifically engineered to utilize the benefits of laminar airflow, the Evolution delivers unmatched water recovery. U.S. Products portable extractors that were previously third party tested and certified Bronze by CRI were re-tested using the evolution wand in place of the stainless steel wand used during the first tests. The results were all heated portable extractors of 300 psi and above went from certified bronze to the top gold certification from CRI. Rotationally molded head and aircraft aluminum tube make the Evolution nearly twice as light as most wands available. Air tight, custom fit Delrin® acetal glide and ergonomic design give the operator effortless glide across any type of carpet.



Wands & Sprayers - For Carpet, Ceilings & More

1. 12" Double bend carpet wand: A 1-1/2" polished stainless, double bend, dual spray tip wand with internal spray tip features. This design is the least fatiguing to the operator. For use with extractor.
2. 10" Ultimate® Carpet wand: A 1-1/4" Stainless steel wand designed for the use with the Ultimate or Triple-Play Spotter.
3. 12" Single Bend Carpet wand: A 1-1/2" polished stainless steel, single bend dual spray tip wand. For use with extractors
4. Ceiling wand & Spray wand: for ceilings, walls and mutli-purpose spraying of protectants, pre-sprays, flame retardants, deodorants, insecticides, etc. Light weight with easy to use smooth action valves.



12" Stainless Steel "Protection Shield" Scrub Wand

This lightweight (10 lbs) carpet cleaning tool is manufactured with polished stainless steel for durability and a lasting finish. The Steam Way 12" Stainless Steel Scrub Wand has a high pressure valve and flood jet for efficient cleaning of carpets. The scrub wand is designed to handle working pressures up to 600 - 700 P.S.I., comes with an adjustable handle, and is designed for easy maintenance and long life. Its enclosed jet "Protection Shield"™ design prevents overspray, streaking, and retains heat. In comparison-testing with other industry wands, the Steam Way 12" Stainless Steel Scrub Wand was shown to maintain heat better than competitive models. Its one flood jet set-up allows carpets to be cleaned quickly and effectively with rapid drying time. Quite simply the highest quality and highest productivity scrub wand available. Designed to be used with both truck mounted and high performance portable equipment.



Economy Scrub Wand

This specially designed economical scrub wand is designed to be used with lower pressure (less than 400 P.S.I.) portable extraction equipment. Its economical price does not compromise on performance though. Its unique lightweight design will effectively clean all types of carpets without streaking. The adjustable handle will make it easier for technicians to use and reduce operator fatigue. Its 12" wide arrangement will increase your productivity. Ideal for use in dual wand set-ups or with your portable equipment, it will provide an excellent cleaning job.



Short Handle Stair Tool

This specially designed cleaning attachment is manufactured with lightweight aluminum and coated with a hard white epoxy finish. The Steam Way Short Handle Stair Tool has an enclosed jet to prevent overspray and for gentle treatment of fabric. The Short Handle Stair Tool can be used to clean stairs, around furniture, and in other hard-to-reach places. They are also useful in spot and stain removal. The Stair Tools have working pressures up to 400 P.S.I. The Short Handle Stair Tool uses the mini-head adapter system for less cumbersome operation and increased productivity.



Long Handled Stair Wand

The Steam Way Long Handled Stair wand is a newly designed and manufactured wand for easier cleaning of stairs and hard-to-reach areas. Manufactured of stainless steel, the Steam Way Long Handled Stair Wand includes the "Protection Shield" that is exclusive to Steam Way wands for enhanced temperature retention as well as prevention of overspray. This 36" wand allows stairs to be cleaned from a standing position and its easy maneuverability make stair cleaning faster and easier with less fatigue on your back. Built strong and sturdy last and last.

HARD SURFACE CLEANING TOOLS



Turbo

Cleaning capacity of 500 to 1000 square feet per hour. Lightweight, resistant to impact, and travels in all directions. It has a stainless steel, comfort-grip, non-slip handle, and a fibre re-enforced shell. Patented automatic vacuum compensator leaves the floor drier than other hard surface tool'



Mini Turbo- Hard Surface Tool

Innovative countertop and wall tool designed for tile and grout cleaning. Up to 2150 psi and 210°F. Patented automatic Vacuum compensator leaves the surface drier than any other tool.



Spray Gun - Pressure Washer

Designed for cleaning hard to reach and smaller places without splashback. Up to 4000 psi at a maximum of 7 gallons per minute.

COBRA DT - Detail Tool

Hard surface detail tool. Cleans corners, edges, and all tight spaces. Replaceable brush, injected mold ST-Nylon Construction, only 2lbs., and rated up to 2150 psi and 200°F.



HARD SURFACE CLEANING TOOLS



SX-12 Tile Cleaning Tool

The SX-12 blasts soil and dirt from tile, grout and smooth or rough hard surfaces. The rotary arm spins to create amazing soil blasting power working from 700 to 2000psi while the vacuum ports pick up all the waste. The SX-12 is ready to work with truckmount carpet machines, pressure washers and vac systems, or HydroForce high pressure portable extractors.

Ergonomic, comfortable hand grips, Easy-pull triggers, Split Vacuum for even and complete water pick up.

Stiff nylon brush with skirt - great for stone and concrete cleaning.

Tornado Spinner Tool

Developed for cleaning professionals, by cleaning professionals, Tornado's machines are created to maximize cleaning efficiency and speed, minimize the impact of cleaning on indoor environments, and reduce the total cost of cleaning — all factors resulting in greater profitability for your organization. Tornado's industry-acclaimed products tackle the unique cleaning challenges faced in a variety of markets including:

- Hospitality
- Health care
- Industrial / Manufacturing
- Retail
- Education
- Food Service
- Building Service Contractors (BSC)
- Government
- Transportation

SX-7 Gekko

Attach this head to your versatile Gekko tool for extreme cleaning and for small areas. The SX7 head provides stronger vacuum for those rare situations where the SX-12 is not enough. It works extremely well in small areas like bathrooms.



HARD SURFACE CLEANING TOOLS



SX-7 Hand-Held Tile Cleaning Tool

The same high-pressure rotary cleaning action of the SX-12 is concentrated into this 7' diameter cleaning monster. Use the SX-7 on countertops, walls, or any tight space for unbelievable cleaning results.




Gekko Grout and Tile Tool

Concentrates all the water pressure through an amazing new spray jet that creates extreme force for cleaning severely soiled grout. Works with pressure from 100psi up to 2000psi, primarily used as a detail tool for corners or edges. May be needed for some grout lines with extreme soiling. The wand has three different Gekko heads that can be purchased separately.



Scrub & Vac Plus

Scrub and Vac plus 12.5" and 6" hard surface swivel tools with 4-jet and single-jet heads. Swivel heads allow tools to "lay down" under fixtures. The 6" head is designed for edge and corner cleaning. The internal pressure hose is rated up to 2500 psi and 230 degrees.



Rotovac Powerwand

The Patented Rotovac Powerwand operates with one hand like an upright vacuum cleaner. There is never any need to bear down and scrub like a manual wand. The Rotovac has dual high torque motors to supply all the cleaning muscle for you. The rotary vacuum heads thoroughly clean the carpet from all directions with hundreds of cleaning passes rather than just back and forth a few times like a manual wand. The Rotovac gives you something new, different, and better to market to your customers. Professional carpet cleaners across the country report that their referral business has skyrocketed and their backs feel a lot better since the day they started using the Rotovac Powerwand.

Here's How It Works

Rotary Vacuum Heads thoroughly clean the carpet from all directions with hundreds of multi-directional cleaning passes. The Rotovacs' motors supply all the cleaning muscle for you. The Rotovac gives you something new, better and different to market and grow your carpet cleaning business. Six vacuum slots and six spray jets rotate at 250 rpm too produce 1500 multi-directional cleaning passes per minute. (Try doing that with a manual wand!)

Features:

- Patented, "Rotary Jet Extraction" cleaning heads
- Out cleans all other systems
- Highly maneuverable and lightweight (38 lbs.)
- Cleans in both directions (up & back)
- Operates with any portable or truck mount system
- Draws only 5 amps
- 50 to 500 PSI
- Guaranteed to improve your cleaning



ROTOVAC PRODUCTS



Rotovac 360i Product Details

The Rotovac 360i is a Patented Rotary Extraction Power Head that utilizes rotary vacuum heads to thoroughly deep clean carpet with hundreds of multi-directional cleaning passes. The 360i weighs only 39 lbs and is extremely easy to use as it operates in a self propelled side to side motion. Simply stated, "The 360i cleans better with less effort."

Features:

- Cleans better with less effort and leaves carpet drier than a wand
- Interchangeable heads for all type of Carpet and Tile Cleaning
- User friendly, weighs only 39lbs
- Telescoping handle for cleaning stairs and compact storage
- Durable Construction with Cast Aluminum and Stainless Steel Frame
- Unique Marketing Tool to land new accounts and generate referral business
- Industrially Engineered for Professional Use
- Made in the USA

Variable Head Speed Control

The 360i is equipped with a variable head speed control dial on the handle to allow the operator to adjust the head speed from 0 to 250 RPM.

This feature allows the 360i to adapt to all carpets from direct commercial glue downs to plush installed over pad residential carpeting. Glue down carpet may require a slower head speed for smooth operation and maximum recovery while installed over pad plush carpeting may need a faster head speed for best results.

Works with any Portable Extractor or Truck Mount

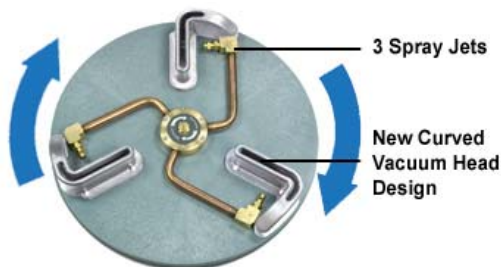
The Rotovac 360i is air flow calibrated to work with any portable or truck mount extractor that uses a standard 12" wide cleaning wand. Give your business a boost and your back a break by hooking up the 360 to your existing portable or truck mount.

Carpet Cleaning Head

The New Rotovac 360i is a Rotary Jet Extraction Power Head that utilizes rotating vacuum heads to thoroughly deep clean carpet with hundreds of multi-directional cleaning passes. The new and improved carpet cleaning head is equipped with 3 stainless steel shoes and three spray jets to create less overspray, more agitation and quicker dry times.

Tile And Grout Cleaning Head

With a quick change out of the cleaning head, the 360i converts to a tile and grout cleaning machine that utilizes a rotary scrubbing brush with straight down spray jets and a floating 360 degree vacuum ring to pick up the water as you clean.



Bottom View

Several Quick Change Cleaning Heads Available

The Rotovac 360i comes standard with a carpet cleaning head. Rotovac has also developed four other interchangeable heads for all of your carpet and tile cleaning needs.

360i



Rotovac DHX

It's a Money Making Machine

The Rotovac DHX has an amazing ability to impress your customers as it thoroughly deep cleans and restores heavily soiled carpet conditions. Matted traffic lanes and stubborn stains can now be deep cleaned and restored with minimal operator effort. Your customers will become your cheerleaders and you will notice a dramatic increase in your referral business when you clean with the Rotovac DHX Carpet Restoration Powerwand.

Power Extraction Cleaning with Ease

The Rotovac DHX takes the backbreaking "wand fatigue" labor out of carpet cleaning. Dual high torque motors along with a comfortable ergonomically designed dual grip handle team up to make the DHX extremely easy to operate and maneuver.

Variable Head Speed Control

The DHX is equipped with a variable head speed control dial which allows the operator to customize the head speed from 50 RPM up to 250 RPM. This feature allows the DHX to adapt to a wide variety of carpet from direct commercial glue downs to plush installed over pad residential carpeting. Glue down carpet may require a slower head speed for smooth operation and maximum recovery while installed over pad plush carpeting may need a faster head speed for best results.

The Rotovac works with any truck mount or portable carpet cleaning machine. The Rotovac is airflow calibrated and high pressure plumbed to operate with everything from small carpet cleaning extractors to the largest, most powerful truck mount systems.

Here's how it works

The Rotovac employs a patented process of Rotary Jet Extraction cleaning. Each stainless steel cleaning head has three spray jets followed by three vacuum slots. Dual high torque gear motors power the heads in a counter-rotating motion at 250 RPM to produce 1500 rotary cleaning passes per minute. The patented dome-shaped design of the cleaning heads completely encapsulates the spray jets and vacuum slots to create a "steam chamber" effect in the cleaning zone with minimal heat loss. This powerful combination of contained heat, agitation and multiple flushing action creates cleaning dynamics that cannot be equaled with a manual wand.

Features:

- Ergonomically Designed Dual Grip Handle
- Adjustable Speed Control Dial 50 - 250 RPM
- Stainless Steel Telescoping Handle
- Dual High Torque Gear Motors
- Carpet Pile Height Adjustment Wheel
- Guaranteed to improve your cleaning

DHX

Rotary Jet Extractor



Rotovac WideTrack

Dual Wand Cleaning Speed with One Man Operation.

The new Rotovac Wide Track is a 24 inch wide Rotary Extraction tool for high speed cleaning of large areas. Dual rotary jet extraction cleaning heads utilize six vacuum slots and six spray jets to produce thorough, restorative cleaning. The cleaning heads spin at an adjustable 0 - 250 r.p.m. The Wide Track operates like a lawn mower and cleans equally in both directions up and back. Designed for use with any truck mount or dual 3 stage vacuum portables, the Wide Track delivers all the power of your extractor while requiring only one man to operate. The ergonomic dual handle design in combination with the high torque drive motors makes the Wide Track extremely easy to push as it power cleans through heavily soiled areas with ease. The high speed cleaning power of the Wide Track can cut labor costs by up to 50%.

WIDE-TRACK

Power Extraction Cleaning with Ease

The Rotovac WideTrack takes the backbreaking “wand fatigue” labor out of carpet cleaning. Dual high torque motors along with a comfortable ergonomically designed dual grip handle team up to make the WideTrack extremely easy to operate and maneuver.

Variable Head Speed Control

The WideTrack is equipped with a variable head speed control dial which allows the operator to customize the head speed from 50 RPM. up to 250 RPM. This feature allows the WideTrack to adapt to a wide variety of carpet from direct commercial glue downs to plush installed over pad residential carpeting. Glue down carpet may require a slower head speed for smooth operation and maximum recovery while installed over pad plush carpeting may need a faster head speed for best results.

The Rotovac works with any truck mount

The Rotovac is airflow calibrated and high pressure plumbed to operate with everything from small carpet cleaning extractors to the largest, most powerful truck mount systems.

Here's how it works:

The Rotovac employs a patented process of Rotary Jet Extraction cleaning. Each stainless steel cleaning head has three spray jets followed by three vacuum slots. Dual high torque gear motors power the heads in a counter-rotating motion at 250 RPM to produce 1500 rotary cleaning passes per minute.

The patented dome-shaped design of the cleaning heads completely encapsulates the spray jets and vacuum slots to create a “steam chamber” effect in the cleaning zone with minimal heat loss. This powerful combination of contained heat, agitation and multiple flushing action creates cleaning dynamics that cannot be equaled with a manual wand.

Features:

- 24 inch cleaning swath
- One machine does the job of two operators - cut your labor in half!
- Ergonomically Designed Dual Grip Handle
- Adjustable Speed Control Dial 0 - 250 RPM
- Stainless Steel Telescoping Handle
- Dual High Torque Gear Motors
- Carpet Pile Height Adjustment Wheel
- Guaranteed to improve your cleaning



NEW from Rotovac

Rotovac CFX

Continuous Flow Extractor

While the CFX is the same overall size as a standard 12 gallon portable extractor, it has an extra large 27 gallon clean water holding tank. This is made possible due to the super compact design of the motor housing and small recovery tank with an automatic empty pump out system. The CFX can clean non-stop for more than twice as long as a standard 12 gallon extractor.

Features:

- Huge 27 gallon holding tank
- Auto pump out at 6 GPM
- Dual high velocity vac motors 200 CFM
- 0-250 PSI Pump
- Converts to Compact CFX in Seconds
- Eliminates The Bucket Brigade

CFXTM
CONTINUOUS FLOW EXTRACTOR



Rotovac CFX Power Pod

Features:

- Non-Stop High Flow Cleaning
- Auto pump out at 6 GPM
- Patent pending air/water separation system, no defoamer needed
- Dual high velocity vac motors 200 CFM
- Saves Time & Labor
- Only 39 lbs, fits in any car!

Today, extractors are heavy and bulky, weighing close to 100lbs requiring a large vehicle for transportation. In addition, they must be filled and emptied continuously throughout the entire job; a process known as the "Bucket Brigade".

The new CFX Power Pod is uniquely compact weighing only 39lbs. It can be carried in one hand or transported in any size vehicle. The CFX Power Pod utilizes Continuous Flow Extraction for unlimited nonstop cleaning. An easy direct faucet hook up adapter provides an unlimited clean water supply. As the dirty waste water enters the recovery tank it is automatically pumped out into any toilet or drain. With the CFX Power Pod you can perform High Flow non-stop extraction cleaning and say goodbye to the "Bucket Brigade" forever.



Rotovac StairPro

Why the Rotovac StairPro?

Due to the condensed traffic pattern, stair steps can be the most challenging part of a carpet to clean. Cleaning stairs with a hand tool is both strenuous and time consuming, often producing less than desirable results. The new Rotovac StairPro offers a great solution to this age old problem.

The Rotovac StairPro allows the operator to stand in a comfortable upright position while cleaning stairs. The StairPro's patented Rotary Extraction Head is guaranteed to clean better, faster and easier than any manual stair tool. The StairPro is also great for cleaning other tough spots such as wax, gum, paint, traffic lanes or any other area which requires magnified cleaning power.

The StairPro's seven inch diameter stainless steel rotary cleaning head has three vacuum extraction slots and three spray jets. The cleaning head rotates at 250 R.P.M to produce 750 multi-directional cleaning passes per minute. This aggressive cleaning action restores heavily soiled matted stair steps with ease.



Features:

- Weighs Only 24lbs
- Works With Any Portable Extractor Or Truck Mount Extractor
- Adjustable Handle Angle
- High Torque 7" Cleaning Head
- Ideal For Stair & Spot Cleaning
- Cleans Better And Leaves The Carpet Much Drier
- Restores Heavily Soiled Carpet With Ease
- Great For Gum, Wax, or any other Tough Stain Removal



Superpro 700

Superpro 700 is specifically designed for Commercial premises, Offices, Schools, Resorts, Airports, Department Stores, Showrooms, Theatres, Surgeries and Households.

Superpro Duo 700

Duo 700 is specifically designed for Cafes, Factories, Hospitals, Laboratories, Nursing Homes where accidental spillage of liquid is likely to occur.

Superpro Micron 700

Micron 700 is specifically designed for chemicals laboratories, Hazardous, Particular Situations (i.e. Asbestos) and Infection Control-Critical Hospital Wards

Superpro Trans 700

Trans 700 is specifically wired for On-Board Power Systems found on various transportation such as Aircraft, Ships, Trains etc.



The Superpro 700 series are the world leaders in commercial Back Pack Vacuum Cleaners

PACVAC SPECIFICATIONS



700 Specification:

Rated Power: 1000 watts

Voltage: 120 or 240 Volts
50/60Hz

Motor Type: Flow-through

Vacuum Pressure: -22kPa

Airflow Volume: 37.1 litres
per second

Noise Level: 74dBa

Filtration: 4 stage 99.99%
efficiency at 0.3 micron

Tank Capacity: 5 litres or 8.8
pints

Weight: 5kgs or 11.0lbs
excluding power cord & hose)

Warranty: 2 years on body, 12
months on motor.

Duo700 Specification:

Rated Power: 1000 Watts

Voltage: 240 Volts, 50/60Hz

Motor Type: By-Pass

Vacuum Pressure: -21kPa

Airflow Volume: 35.3 Litres
per second

Noise Level: 76dBa

Filtration: 4 stage, 99.99%
efficiency at 0.3 micron

Tank Capacity: 5 litres or 8.8
pints

Weight: 5.0kgs or 11.0lbs

Warranty: 2 years on body, 12
months on motor.

Micron700 Specification:

Rated Power: 1000 watts

Voltage: 120 Volts or 240
Volts, 50/60Hz

Motor Type: Flow - through

Vacuum Pressure: -22kPa

Airflow Volume: 37.1 litres
per second

Noise Level: 76dBa

Filtration: 4 stage 99.99%
efficiency at 0.3 micron

Tank Capacity: 5 litres or 8.8
pints

Weight: 5kgs or 11.0lbs
excluding power cord & hose)

Warranty: 2 years on body, 12
months on motor.

Trans700 Specification:

Rated Power: 950 + 200 watts

Voltage: 120 Volts, 400Hz

Motor Type: Flow - through

Vacuum Pressure: -18kPa

Airflow Volume: 29.86 litres
per second

Noise Level: 74dBa

Filtration: 3 stage 99.99%
efficiency at 0.3 micron

Tank Capacity: 5 litres or 8.8
pints

Weight: 5kgs or 11.0lbs
excluding power cord & hose)

Warranty: 2 years on body, 12
months on motor.

Pacvac prides itself on ensuring all products are produced to comply with the highest health and safety regulations.

Well trained cleaners are more productive, healthier cleaners. Our Productivity Booster Kit has high OH&S compliances and enables the cleaning of up to 700 square metres per hour - resulting in a tidy profit.

The DVD Kit Available FREE on request (conditions may apply).



Turbo Cat Zoom

Dry Vacuum Attachment For Truckmounts Or Portables

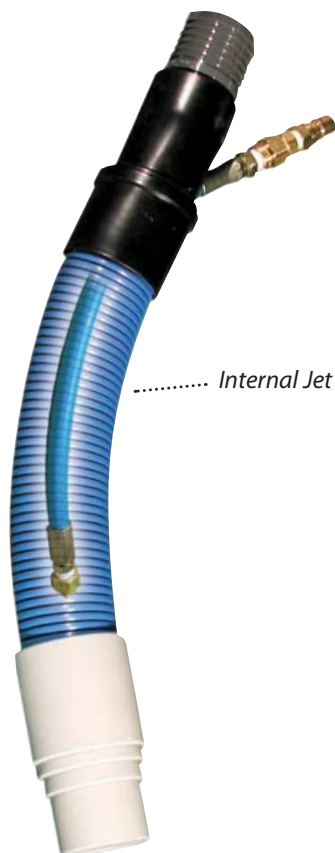
The Turbo Cat Zoom dry vacuuming tool is absolutely indispensable. Attached to either a truckmount or portable vacuum hose, the TurboForce uses the available suction to power the vacuum head. Life expectancy of the unit is up to three times that of an electric head, and independent tests have confirmed that the Turbo Cat Zoom maintains comparable cleaning results with electric heads. An aerodynamically-shaped body allows easy access under beds, chairs, and other furniture. The Turbo Cat Zoom should not be run at full speed from a truckmount. Damage may occur. Recommend use of a Vac Relief Valve.

*Other features include: • Automatically adjusts to the carpet pile height. • Double-edge cleaning • An agitator designed to pick up dirt right to the carpet cleaning limit. • Built to last • The body is molded using high-impact ABS, surrounded with a high-impact bumper guard. • The high RPM turbine wheel creates air turbulence required for superior cleaning performance. The support shaft has been designed to prevent belt breakage caused by hair, dirt, and other debris. • A cogged drive-belt reduces slippage, increases performance, and lasts considerably longer than conventional flat belts. • Comes with wand to fit 1.5" hose. Only guaranteed on machines that run 125 CFM and 125" of water lift.

Dust Downer

Protect your machine's blower from dust while dry vacuuming! The Dust Downer is a perfect companion to the TurboForce vacuuming tool and is very effective for duct cleaning. This unit may be placed in-line right next to the machine, or between the hose and wand. A constant supply of water sprayed into the vacuum hose ensures that any grit and dust drawn up from the carpet or upholstery is quickly put into solution. Dry vacuuming no longer needs to be a hazard for the equipment.

AH20 (2" hose)
AH18 (1.5" hose)



Hydro Vac

This vacuum powerhead is invaluable for vacuuming stairs, upholstery and many other hard-to-reach areas. Using the HydroVac with the TurboForce creates an unbeatable dry vacuuming solution. The HydroVac is adapted to fit 1.5" hose. The HydroVac should not be run at full speed from a truckmount. Damage may occur. Recommended use of a Vac Relief Valve.

Easy Maintenance - Hinged opening; easy cleaning of turbine.
Versatile - Adjustable suction head for different cleaning applications and working positions.
Precautions - Use with Dust Downer when vacuum source is portable or truckmount extraction machines. Utilize with truckmount on low speed.

AC171



C25 Rotary Polisher

The C25 Rotary Polisher makes short work of hard floor cleaning!

- A non-suction rotary polishing machine
- Offset motor that provides exceptional balance and reduced starting torque to facilitate smooth operation
- Fully adjustable handle fitted with safety triggers and contoured grips to reduce operator fatigue
- Unique direct gear drive builds reliability into every Polivac machine
- The oil filled & sealed gearbox keeps going when when belt & pully drive systems have given up.
- Long lasting non-marking wheels
- Long life and ease of servicing
- Two year warranty on motor & gearbox, 1 year warranty on consumables.

ROTARY POLISHER - C25

BRUSH SIZE: 45cm (Q/R)

PAD HOLDER SIZE: 40cm (Q/R)

MOTOR:

1 ¾ HP / 220-240 VOLT 50HZ

R.P.M.: 2880

POLE: 2

BRUSH SPEED:

GEARBOX

392 rpm Sealed Polidrive single reduction helical gear

WT. INCL. BRUSH

38kg

LEAD TYPE: 15m, 15A Heavy duty grade orange flexible safety lead

BODY: Powder Coated Cast Aluminium

OPTIONAL: Clutch brush system

SHIPPING WEIGHTS: 28kg

BRUSH: 3kg

HANDLE: 7kg



C27 Rotary Scrubber

The Polivac C27 Rotary Scrubber scrubs or shampoos easily!

- Offset motor that provides exceptional balance and starting torque
- Polidrive oil filled sealed gearbox for smooth operation
- Unique direct gear drive builds reliability into every Polivac machine.
- The oil filled and sealed gear box keeps going when belt and pulley drive systems have given up.
- Long life and ease of servicing
- Two year guarantee on motor and gear box.

HANDLE: 7 Kg

BRUSH: 3 Kg

GEARBOX: Polidrive single reduction helical gear. Sealed.

ROTARY SHAMPOO - C27/C27RS

BRUSH SIZE: 40cm (Q/R)

PAD SIZE: 40cm (Q/R)

TANK CAPACITY: 8L or 12L

MOTOR: 1 ½ HP / 220-240 VOLT 50HZ.

R.P.M.: 1400

POLE: 4

BRUSH SPEED: 187 R.P.M.

GEARBOX: Sealed Polidrive single reduction helical gear.

WT. INCL. BRUSH: 38Kg

LEAD TYPE: 15M, 15A Heavy duty grade orange flexible safety lead

BODY: Powder Coated Cast Aluminium

OPTIONAL: Clutch Brush System

SHIPPING WEIGHTS: UNIT: 28Kg



A23 Mini Scrubber

Mini Scrubber

All-Australian-designed and built mini scrubber. 0.56 kw (0.75 hp) 4 pole motor. Rpm - 192 Brush speed - 187 rpm. 30 cm Clutch System. Oil-filled sealed "Polidrive" gearbox for exceptional long life. Parts available all over Australia from 120 Distributors. Warranty: 2 years on motor and gearbox 1 year on consumables.

ROTARY POLISHER - A23

MOTOR:

1 $\frac{3}{4}$ HP / 220-240 VOLT 50HZ

R.P.M.: 187

POLE: 4

BRUSH SPEED:

GEARBOX: Polidrive" gearbox for exceptional long life

LEAD TYPE: 15m, 15A Heavy duty grade orange flexible safety lead



MOLD REMEDIATION AND RESTORATION



All vacuums include an accessory tool kit.



45 Dry HEPA Vacuum (Model 45)

The versatile model 45 dry vac is known for its superior pickup capability and long life. Powered by a high-quality motor delivering superior vacuum performance (106cfm). For ease of operation and handling, the model 45 features a positive locking, full swivel hose connection system. Pullman-Holt's exclusive never-clog dacron bag provides superior pre-filtration. The extra-large-capacity HEPA filter system features a high-efficiency, drop-in HEPA filter individually certified to have minimum efficiency of 99.97% at .3 microns.

- 1.5HP by-pass motor, 9.6 AMPS, 106 CFM
- Blow molded poly canister with low center of gravity design prevents tipping
- 1 year vacuum motor warranty



AV70 45 Dry HEPA Vacuum
PPB702340 HEPA Filter
PPB700408 Disposable Paper Bag
PPB000517 Dacron Filter Bag
PPB703966 Foam Filter

Wet Dry HEPA Vacuum (Model 102ASB-12P)

The Wet Dry HEPA Vacuum is a true work-horse for heavy-duty service in professional abatement work. Its 2HP, two-stage, long-life motor provides superior vacuum recovery for everything from dry, light particulates to wet, heavy debris. The standard 102 model features a heavy duty poly tank, and is equipped with a high-efficiency drop in HEPA filter individually certified to have minimum efficiency of 99.99% at .3 microns. For further filtration, a polyester prefilter is located on the bottom of the HEPA filter and is held firmly in place with Velcro fasteners.

- 2 HP, 2 stage by-pass motor, 11.1 AMPS, 105" waterlift, 110 CFM
- Louvered head diffuses exhaust air to prevent excessive air disturbance
- Uses an air seal gasket between the motor-head and the tanks for a positive lock fit

AV72 Wet Dry HEPA Vacuum
PPB16009 HEPA Filter
PPB700306 Spacer Sleeve
PPB524253 Disposable Paper Bag
PPB000517 Dacron Filter Bag
PPB700017 Pre-Filter



Dry HEPA Vacuum (Model 86ASB-5D4C)

The 86ASB dry and wet/dry, is a compact steel vac that's small and light enough to be easy to carry or transport, yet rugged enough to handle the toughest jobs. It's designed to work in tight areas. The 86 is powered by an efficient 1HP motor that delivers a respectable 96CFM. This is a high-efficiency unit featuring a drop-in style HEPA filter individually certified to have a minimum efficiency of 99.97% at .3 microns. For full three-stage filtration, Pullman-Holt includes a dacron filter bag that covers the entire spacer sleeve and HEPA filter.

- 2 HP, 2 stage by-pass motor, 11.1 AMPS, 110 CFM
- Louvered head diffuses exhaust air to prevent excessive air disturbance
- Uses an air seal gasket between the motorhead and the tanks for a positive lock fit

AV74 Dry HEPA Vacuum
PPB526520 HEPA Filter
PPB527302 Pre-Filter
PPB700344 Spacer Sleeve
PPB000517 Dacron Filter Bag
PPB524253 Disposable Paper Bag



Dry HEPA Vacuum (Model 390ASB)

The 390ASB is a powerful 4-gallon, dry only HEPA vacuum with exceptional stability. Designed for professional cleaning, this canister style vacuum has a superior, low profile design that makes it extremely maneuverable and easy to use. The 390ASB is equipped with a HEPA filter that is individually tested and certified.

- Powerful 1.5HP motor
- HEPA filter individually tested and certified
- Convenient onboard tools and power cord storage
- Durable stainless steel tank

AV76 Dry HEPA Vacuum
PPB160534 HEPA Filter
PPB600900 Disposable Paper Bag
PPB160538 Motor Intake Filter
PPB100309 Optional 14" Power Head



Magnet Spray

Magnet Spray is an air-assisted spray system that applies chemicals up to 70 times more efficiently than conventional sprayers. A revolutionary patented nozzle design uses compressed air and advanced solid-state circuitry to produce a 12-foot plume consisting of very small, like size, electrically charged droplets. This perfect cloud of evenly spaced droplets is attracted to targeted areas like a magnet, wrapping around the tops, sides and bottoms of surfaces to provide a superior, uniform coating. This remarkable phenomenon is called electrostatic "wraparound". It is this electrical force, 40 times greater than gravity, that pulls the spray towards the surface, evenly delivering the chemical to every corner, crevice, and hidden areas usually unreachable with conventional sprayers. This sprayer actually reduces the amount of chemical you use and uses it more efficiently.



WINDSOR PRODUCTS - ADMIRAL 8



Windsor Admiral™ 8 Carpet Extractor

Windsor's Admiral 8 increases your productivity with features that make your job easier.

Superb Performance

- 30 Litre solution and recovery capacity
- Strong polypropylene body
- Floating vacuum shoe follows contours of uneven floors

Easy to Use

- Adjustable ergonomic handle
- Easy to use fingertip controls for superior manoeuvrability
- Brush setting easily adjusts to eight cleaning positions
- Minimum training required
- Designed with the operator in mind
- No-hose design makes it simple to fill and empty
- Versatile
- Optional hard floor cleaning kit increases versatility and value.
- Accessory tools easily attach to quick-connect ports
- Easy to clean upholstery, stairs and other detail areas

Product Code

Admiral 8 ADM8IA

Vacuum motor

Three stage, bypass, 1119 watt, 2.8 m³/min, 305 cm waterlift

General Construction

Injection moulded chassis with rotationally moulded polyethylene tanks.

Solution pump

100psi

Brush motor

249 watt AC with circuit breaker protection

Brush

38 cm wide, ABS core, 14-row nylon bristle spiral pattern

Solution spray

Two quick-disconnect jets

Solution tank

30 litre

Recovery tank

30 litre

Vacuum shoe

43 cm, cast aluminium

Wheels

Two 25.4 cm non-marking rubber

Power cable

15 m detachable

Length

114 cm

Height

91 cm

Width

44 cm

Weight

42 kg



Windsor Cadet™ 7 Carpet Extractor

Unmatched value in an easy-to-use self-contained carpet extractor.

Superb Performance

- 26 Litre solution and recovery capacity
- Floating vacuum shoe follows contours of uneven floors
- Storage position increases brush life
- Strong polypropylene body
- Eight different brush setting positions

Easy to Use

- Easy-to-use controls
- No-hose design
- Simple to fill and empty
- Easy to understand controls
- Designed with operator comfort in mind
- Reduced operator fatigue
- Minimum training required

Versatile

- Quick-connect ports for accessory tools
- Accessory tools available

Vacuum motor

Three stage, bypass, 1119 watts, 2.8 m³/min, 305 cm waterlift

General Construction

Injection moulded chassis with rotationally moulded polyethylene tanks

Solution pump

73psi

Brush motor

249 watt AC with circuit breaker protection

Brush

38 cm wide, ABS core, 14-row nylon bristle spiral pattern

Solution spray

Two quick-disconnect jets

Solution tank

26 litre

Recovery tank

26 litre

Vacuum shoe

43 cm, cast aluminium

Wheels

Two 25.4 cm non-marking rubber

Power cable

15 m detachable

Length

104 cm

Height

91 cm

Width

86 cm

Weight

39 kg



WINDSOR PRODUCTS - CLIPPER 12



Windsor Clipper™ 12 Carpet Extractor

The industry's most productive mid-sized carpet extractor. Windsor's Clipper 12 restores your dirties carpets with powerful efficiency.

Superb Performance

- Brush setting easily adjusts to eight different positions
- 45 Litre solution and recovery capacity
- Floating vacuum shoe follows contours of uneven floors
- Strong polypropylene body

Easy to Use

- Flip handle for push or pull operation
- Ergonomically designed handle
- Convenient fingertip controls
- No-hose design makes it simple to fill and empty
- Minimum training required
- Forward and reverse operation allows for deep cleaning - spot scrub
- Designed with operator comfort in mind

Versatile

- Optional hard floor cleaning kit
- Accessory tools easily attach to quick-connect ports
- Upholstery, stairs and other detail areas can be easily cleaned

Vacuum motor

Three stage, bypass, 1119 watts, 2.8 m³/min, 305 cm waterlift

General Construction

Injection moulded chassis with rotationally moulded polyethylene tanks

Solution pump

100 psi

Brush motor

249 watt AC with circuit breaker protection

Brush

46 cm wide, ABS core, 14-row nylon bristle spiral pattern

Solution spray

Two quick-disconnect jets

Solution tank

45 litre

Recovery tank

45 litre

Vacuum shoe

51 cm wide, cast aluminium

Wheels

Two 25.4 cm non-marking rubber

Power cable

15 m detachable

Length	Height	Width
--------	--------	-------

109 cm	83 cm	56 cm
--------	-------	-------

Weight

48 kg



WindsorCommodore™ 20 Carpet Extractor

Windsor's Commodore™ 20 is the industry's unbeatable value for powerful carpet extraction.

Superb Performance

- Cleans up to 742sq. metres per hour
- Unique Penetrator™ vacuum shoe
- 75 Litre solution and recovery tanks
- Self-propelled design for consistent productivity
- Externally mounted solution filter is easy to access
- Large solution opening
- Strong polypropylene body

Easy to Use

- Quick-change solution jets for easy maintenance
- Low profile
- Ergonomically designed handle
- Compact design
- Exceptional manoeuvrability
- Easy to operate in small areas
- Easy to use controls
- Reduced training time
- Designed with operator comfort in mind

Versatile

- Three stage, 1119 watt, 2.8 m3/min, 297 cm waterlift

Vacuum motor

Three stage, bypass, 1119 watts, 2.8 m3/min, 305 cm waterlift

General Construction

Powder-coated steel chassis with rotationally moulded polyethylene tanks

Solution pump

100psi, diaphragm, demand pump

Brush motor

50 watt

Brush

46 cm wide

Solution spray

2"o4" quick change jets ("o2" quick change jets for interim cleaning -optional)

Solution tank

75 litre

Recovery tank

75 litre

Vacuum shoe

56 cm, moulded channel steel exterior

Wheels

Two 10 cm diameter casters, Two 25 cm diameter wheels

Power cable

23 metre, detachable

Length

124 cm

Height

56 cm

Width

104 cm

Weight

98 kg



WINDSOR PRODUCTS - NU WAVE



Windsor Nu Wave™ Carpet Extractor

Cleaner Carpet, Cleaner Building, Cleaner Air.
A Campbell Brothers Limited Business

- Dual counter-rotating brushes agitate, lift and clean both sides of the carpet nap removing 50% more soil in one pass
- Floating brush deck maintains constant contact with carpet surface and requires no operator adjustments
- Two 802 watt vacuum motors deliver higher airflow for deep carpet cleaning
- Productivity of 1020m²/hr
- Extra large non marking rear wheels and two large front castors deliver superior maneuverability, reducing operator fatigue
- Multiple position soft grip handle is ergonomically designed to reduce skeletal and muscular strain of the operator
- Easy to access accessory tool suction port

Vacuum motor

2 x 802 watt, 105 litre/sec airflow, 160 cm waterlift

General construction

Rotationally moulded polyethylene, heavy gauge steel frame. Stainless steel housing

Brush motor

186 watt

Brushes

2 x 66 cm - Fully floating contra rotating

Filter Bag

Enclosed, top fill, disposable paper bag, 35 litre capacity. Filtration 98% at 0.3 micron.

Wheels

2 x 25 cm non-marking rubber (rear)

2 x 4.5 cm non-marking rubber swivel castors (front)

Cable Length

23 m

Electrical

240 V

Length

110 cm

Height

77 cm

Width

101 cm

Weight

75 kg with cable



Windsor Chariot™ Carpet Extractor

Why walk when you can step up to a Chariot?

As the industry's first stand-up platform of floor care equipment, Chariot significantly increases productivity and cleaning quality by reducing operator fatigue. It is easy to use and operators have superior full circle visibility to obstacles. The Chariot's small footprint and ultra-light turning radius make it ideal for cleaning in busy, complex building layouts without disrupting workflow. The intuitive function and steering controls; newly designed solution tanks that pack maximum capacity into minimal space and an easy to exchange battery pack option significantly increase run time.

Superb Performance

- Compact size with on-board storage compartment
- Ability to clean in small congested areas
- Full circle visibility for safety and increased productivity
- Swinging squeegee designed for 100% water pickup on turns
- Productivity is up to 50% higher than traditional walk behind models
- Unique, patented Aqua-miser extends time between drain and refills by up to 50%

Easy To Use

- Stand up platform reduces operator fatigue compared to a walk behind
- Soft ride suspension system and forward leaning pad for comfortable ride
- Easy to step on and get off
- Significantly reduced training time and more consistent results due to similarities between models
- Back panel removes for easy access to battery component
- Easy access to disk brushes for removal
- Large capacity tank is easy to drain and fill

Facilities and Users

- Schools, Colleges and Universities
- Hospitals
- Retail stores, Supermarket, Malls
- Building service contractors
- Nursing Homes and Health care facilities
- Airports, Bus and Train stations
- Museums, Libraries and Casinos

Cleaning Path

61 cm

Brushes/Pad Drivers

2 x 30.5cm

Brush motor

50 watt

Brush Speed

300 rpm

Scrub Head Lift

Actuator

Brush Pressure

(0-63kg)

Drive Motor

373 watts

OUR RANGE

Chariot iVacuum



Chariot iScrub



Chariot iExtract



Chariot iRenew



Chariot iGloss



Windsor Versamatic Plus

**The number one dual-motor upright...
the standard for the commercial
cleaning industry**

- Powerful 1,000 watt motor picks up more dirt on a single pass
- Pull-out wand with handle and on-board accessory tools increase efficiency
- Electronic control system maintains consistent motor speed and torque to eliminate premature brush, bearing and belt replacement
- Same durability and reliability that made the original Versamatic the most popular 2-motor upright in the industry

Easy to Use

- 4 Setting pile height adjustments
- Rubber bumper protects vacuum and furniture
- Easy access to convenient snap in filter bag
- Brush head is removable for quick conversion to a light, portable vacuum

Versatile

- Low profile and flat to the floor hinge
- 12m power cord
- Rubber coated wheels for smooth operation on hard floor or carpet

Pump

55 psi

Vacuum Motor

1000 watt 170 cm waterlift, 50 litres/sec airflow

Housing

Injection moulded, high-impact ABS plastic

Brush Motor

150 watt

Brush Drive

Non-slip timing belt with electronic overload protection

Vacuum Bag

5.3 litre

Cable Length

12 metre

Wheels

5 cm rubber coated

Weight

8.2 kg

Weight with Cable

9.1 kg

Noise Level

66 dba



Windsor Sensor XP

Simple. Reliable. Powerful

Superb Performance

- Larger, 1200 watt vacuum motor pulls even more dirt from the carpet.
- Standard high efficiency filtration traps 99.6% at 0.3 microns.
- Available in 34, 38 and 45 cm cleaning widths.
- Large capacity, top-filling bag.
- Slip free, neoprene brush belt is enclosed for protection from dirt.
- Injection moulded high-impact ABS plastic.

Easy To Use

- Ultra-light handle weight increases operator comfort and productivity
- Rubber-stripped wheels for smooth operation and traction
- Minimum training required
- Designed with the operator in mind

Versatile

- New optional HEPA filter System available
- On-board tools and extension wand make Sensor XP the perfect detail cleaning machine
- Quick-release hose for easy maintenance

Vacuum Motor

High Performance, two-stage, 1200 watt
228 cm waterlift, 50 litres/sec airflow

Housing

Injection moulded, high-impact ABS plastic

Brush Drive

Non-slip toothed belt, enclosed, electronic safety clutch and speed control.

Brush Speed

2700 rpm

Vacuum Bag Capacity

5.3 litre

Cable Length

12 metre

Working Width

31 cm

Height

117 cm

Handle Weight

0.7 kg

Weight

7.2 kg

Weight with cable

8.2 kg

Noise Level

70 dba

Brush Pressure

(0-63kg)

Filtration

99.6% at 0.3 microns, 490 cm² filtration area
Optional HEPA filter, 99.97 % at 0.3 microns



WINDSOR PRODUCTS - VOYAGE SERIES



Windsor Voyage Series

The Voyager combines superior manoeuvrability with the industry's largest tank capacity for more productivity for large area carpet cleaning.

Superb Performance

- 151 Litre solution capacity.
- 58 cm Cleaning path for greater productivity.
- Powerful vacuuming system provides faster drying times.
- Removable spray bar with three quick change jets for simple maintenance.

Easy To Use

- Battery powered for added productivity.
- Adjustable handle is padded.
- Simple maintenance.
- Large clear dome and solution hose allow the operator to easily monitor solution levels.
- Designed with the operator in mind.
- Minimum training required.

Construction Power

Powder-coated frame, rotationally-molded polyethylene tanks.

Vacuum Motor

2x3 stage, 970 watt, 188 cm of waterlift, 4.25 m3/min

Solution Pump

100psi, diaphragm style, demand pump

Brush Motor

298 watt

Brush

58.4 cm

Drive System

Chain drive

Drive Motor

186 watt DC, variable forward and reverse

Cleaning Speed

Variable speed, 0-55 m/min

Cleaning rate

Interim Restorative

1301 m2/hour

743 m2/hour

Solution Capacity

151 litre

Recovery Capacity

132 litre, electronic float shut-off

Brush Speed

1000 rpm

Vacuum Shoe

71 cm wide, cast aluminium

Electric System

36 volt

Dimension

152 x 76 x 109 cm

Sound Level

78 dBA



Windsor Presto 3 Carpet Extractor

Presto makes spots disappear

- Convenient 7.6 litre capacity and well-balanced design provide quick and easy cleaning of carpet spots/stains.
- 870 watt vacuum motor and 55 psi (3.79 bar) pump provide more aggressive cleaning and drying power.
- Clear view hand tool shows cleaning results.
- Presto accommodates a variety of accessory tools to simplify small area and upholstery cleaning.
- Translucent recovery tank enables user to monitor recovery water level.

Solution Tank

7.6 litre

Recovery Tank

7.6 litre

Pump

55 psi

Vac Motor

2 stage, 1.16hp (870), 85" (216cm) waterlift, 100 cfm

Tool

Injection molded hand tool with clear 4" wide vacuum head and one quick-change jet.

Hose

2.5 m x 2.5 cm standard coupling.

Cable Length

7.6 m

Weight

7.5 kg

Length	Height	Width
48 cm	25.4 cm	43cm



Australia's Largest Supplier of Drying Equipment...

Drying Made Easy
At Dri-Eaz, we build things that last.



Ever since we made the first TurboDryer® back in 1982, we've designed our award-winning equipment with a long service life in mind. Drying professionals choose Dri-Eaz because of our proven durability and performance in the field. Those same qualities can bring you significant returns on your investment in Dri-Eaz restoration products. You can expect years of profitable service from Dri-Eaz equipment.

Dehumidifiers

Dri-Eaz dehumidifiers remove evaporated moisture from the air quickly, effectively and efficiently. They're built to withstand rugged use on the job. Pair them with the evaporative airflow of Dri-Eaz TurboDryers® for rapid and thorough drying



DrizAir® LGR 2000

- Low grain refrigerant removes up to 71L per day
- Hot gas bypass for quick defrost
- Rugged rotomolded housing
- intelligent touchpad controls
- Skid and rollers for easy loading

EV 1800

- Efficient compact performer up to 63L/day capacity
- Built in duct ring
- Quick pump access
- Rigid fold-down handle
- Defrost cycle automatically starts when frost is detected
- intelligent touch pad controls
- Rugged rotomolded housing



DrizAir® 1200

- Super convenient size - just 36kg
- Hot-gas bypass for fast defrost
- Rigid handles - designed for stacking
- Rugged rotomolded housing
- intelligent touchpad controls

ActivO

- High output of 12,000mg/hr of pure ozone, no damaging by-products
- LCD reports the time required, include ozone removal just enter room size and odor strength
- Portable, rugged steel construction with ozone-resistant PVC wheels
- 265 CFM ozone disbursement-no airmovers required
- Buzzer alarm and bold flashing alert light for added safety



Odor Removal

Perform fast deodorization jobs safely and efficiently with the powerful ActivO ozone generator. The unique fully automated deactivated cycle rapidly clears an area of Ozone, minimizing the time until it's safe to return to the area

DrizAir® LGR 2800i

- Built-in thermo-hygrometer monitors and displays inlet and outlet conditions.
- Automatic humidistat control.



EB 1400

- Two adapter housings
- Four 10-foot sections of semi-rigid 8-inch ducting
- Two cardboard mask panels – use to block off any ceiling gaps after installing the adapter housings
- Integrated carry handle for easy portability
- Complete instructions



AIRMOVERS DRYING EQUIPMENT



Ace TurboDryer®

- Seven-position versatility
- Dry structures fast with 3882 CMH (tested)
- Stackable for operation and storage
- Legendary Dri-Eaz durability
- MICROBAN® antimicrobial product protection inhibits growth of bacteria, mold & mildew that can cause stains odors & products deterioration



Sahara Compact TurboDryer®

- The quietest airmover available
- Lightweight and easy to carry at only 4.1kg
- Compact, multi-positional design for drying in tight places



Sahara Pro TurboDryer®

- Low amp draw - only 3.7amps
- Delivers 2263 CMH (1358 CFM)
- Three speeds and four positions for versatility
- Safegrip carpet clamp & kickstand included



Sahara TurboDryer®

- Low amp draw
- Delivers 2233 tested CMH (1340 CFM)
- Two speeds and four positions for versatility
- Kickstand included



Unimover™ Hand Truck

#F339

Easily carries up to three airmovers with no straps or fancy balancing acts required. Holds Dri-Eaz TurboDryers®, Aces, and HEPA 500s.

- Double-structure design for holding multiple airmovers.
- Make just one trip to carry the same gear that used to take up to three
- Patented spring-loaded mechanism locks Aces and HEPA 500s in place
- Specially notched panels for securely loading equipment
- Large semi-pneumatic tires for transporting on stairs



DefendAir® HEPA 500

- MICROBAN® antimicrobial product protection inhibits growth of bacteria, mold and mildew
- Advanced filtration technology
- Power friendly-Uses just 1.5 amps
- Variable CMH on each unit
- Stackable, lightweight and easily transportable



AirWolf/WolfPack Hardwood Floor

- The World's best system for drying hardwood floors
- Up to 1189 CMH and nearly 12.7cm of static pressure
- Powerful 0.75kw motor
- Stack the AirWolf for storage
- AirWolf and WolfPack sold separately (WolfPack System Item F243)



Vortex Axial Fan

- Powerful 1.0hp motor
- Built-in handle
- Stackable for storage
- operate independently or with Sto&Go ducting

AIRMOVERS ACCESSORIES

Airmover Accessories



Capitalize on the versatility of your Dri-Eaz TurboDryers and Ventilators with original Dr-Eaz accessories and attachments. Harness the high-velocity airflow of your Sahara TurboDryers or Vortex Axial Fans and direct airflow exactly where you need it for speed drying.

Sto&Go Ducting F209

- Get 7.6metres of collapsible 30.5 centimetre ducting in its own convenient tote bag.
- Connect one or more sections of Sto&Go ducting to the Vortex Axial Fan for ventilating confined spaces with power and ease.



TurboChannel

- Increases airflow velocity to hard-to-dry areas by 40-50%
- Channels high velocity air where you need it most to dry faster
- Significantly quiets airmover operation - a real bonus for residential jobs
- Easy to use, lightweight, durable water resistant fabric



Moisture Detection Instruments

Dri-Eaz Moisture detection instruments help you find water damage and monitor the restoration process.



1. GE Protimeter HydroHawk

- Fast readings.
- Expanded, full range (0 to 100% RH, 32 to 130°F).
- Replaceable sensor - Calibrate with out sending in the whole unit.
- Continuous logging.
- Dual Display showing GPP, RH or dew point along temperature.

2. GE Protimeter Aquant

- Quick detection of moisture up to 25mm below surfaces.
- Find moisture - detect moisture below floor and hard surface coverings such as vinyl and tile.
- High accuracy - not adversely affected by surface moisture such as condensation.
- Fast readings-dual LCD & LED display with color-coded scale.

3. GE Protimeter Surveymaster

- Pin and pinless measurement helps distinguish sub-surface from surface dampness.
- Detect moisture without making holes in materials, and independently of surface moisture.
- Penetrates materials with small pin electrodes to take precise readings.

4. GE Protimeter MMS

- Three meters in one.
- Hygrometer measures relative humidity, temperature, dewpoint, proximity to dewpoint, and grains per pound (GPP).
- Penetrating pins determine the moisture content of wood.
- Pinless (non-invasive) measure mode uses non-invasive radio frequencies to detect the presence of moisture without damaging materials.
- Data logger stores up to 1,000 readings (with date & time stamp for downloading to your computer.

6. Digital Psychrometric Calculator

- Quick, accurate on the job calculations.
- Finds GPP, thirst, dew point & more.
- Includes 7 calculations unique to restoration, plus C° or F° options.
- Convenient business-card size.

5. GE Protimeter Hammer Electrode

- User-friendly features & robust design.
- Easy moisture detection in subfloors and frame materials.
- Long slide weight and length of stroke for quick penetration deep within structural materials.
- Long-lasting Teflon-based pin coating and a built-in wrench for quick pin replacement.

7. HydroSensor I

8. HydroSensor II

- Quickly map the migration of moisture in the carpet and underlay.
- Both feature rugged stainless steel tubing and retractable points.
- Sensitive nickel plated point alert you to moisture content above 17 percent.
- Use only on carpet and pad.
- Hydrosensor I feature a 79cm reach to help save your knees and back.
- Hydrosensor II includes a collapsible shaft - down to 53cm for easy toolbox storage, full extension of 79cm for use.

Stem Dial Thermometer

Measure temperatures in air, liquid, and solids. Allows professionals to monitor temperatures in a variety of situations. On/Off switch saves battery life with auto power-off after one hour. 1.5-volt LR44 button battery included.

AC104



Mini Thermo-Anemometer

Displays air velocity, temperature, or windchill. Helps evaluate ventilation issues indoors, airflow for water damage restoration, and determine local weather conditions. Pocket size with averaging functions set at various intervals. CR2032 lithium battery included.

AC105



Hygro and IR Thermometer

One tool measures humidity, ambient air and surface temperatures, even in difficult to access areas. This versatile meter has a 39 inch remote probe for easy access to ducts and vents. Essential in evaluating temperature and humidity during water damage restoration. Complete with auto power-off, data hold and max, built in stand, protective holster, and case. 9-volt battery included.

AC108



IR Laser Thermometer

This non-contact point-and-measure infrared laser thermometer provides fast, easy, and accurate readings for most surface temperature readings. Determines surface temperature of various equipment in use as well as differences of surface temperature during the process of water damage restoration. This compact unit measures up to 500 degrees F, has backlighting for use in dark areas and has automatic power-off. 9-volt battery included.

AC107



Datalogger Kit for Temperature & Humidity

The kit includes datalogger, docking station, RS-232 cable, Windows 95/98/2000/NT/ME/XP compatible software. Multiple dataloggers can be programmed and data downloaded from one single docking station. This system is invaluable for monitoring areas overnight or whenever the professional is not present. 3.6-volt lithium battery included.

AC109



Datalogger for Temperature & Humidity

View temperature and humidity on LCD display. Wide operating range from 0 to 100% RH and -40 to 185 degrees F. Place individual dataloggers in various locations to make accurate decisions on a case by case basis. Records for downloading relative humidity and temperature readings over time, which are necessary for accurate decisions in water damage restoration situations. Sampling rate can be set from 1 second to 2 hours. 3.6-volt lithium battery included.

AC109A



Precision Psychrometer

The Precision Psychrometer features a dual backlit display and simultaneously displays the Humidity/Temperature, Humidity/Dew Point, or Humidity/Wet Bulb. It has a slim design with rubberized sides for better grip and for one hand operation. The Precision Psychrometer has an accuracy of $\pm 2\%RH$, $\pm 1.8^\circ F/1^\circ C$. There is a low battery indicator and the Psychrometer features an auto off to help conserve your battery life. It comes complete with a carrying case and 9V battery.

AC113

Extech™ pH Meter

ExTech™ pH Meter has a unique Flat Surface Electrode that allows for wider applications including on-the-spot surface measurements. It features a waterproof design with a rubberized housing which provides non-slip grip. The plug-in electrode is easy to clean and maintain.

AU45

AU46 pH 4 Buffer Solution

AU47 pH 7 Buffer Solution

AU48 pH 10 Buffer Solution

INJECTIDRY PRODUCTS



HP60i™

Comes with patented active hoseline to dry areas with trapped moisture (walls, ceilings, behind cabinets). May be adapted to dry floors with our Vac-it™ Panels



Protect-it™

Reduce the risk of buying expensive floor due to dehumidifier leakage. Put under your dehu to catch 7 gallons.

Adaptidry™

Disperses intense drying power through its vent system (without drilling holes) to multiple areas in a room. Great for drying sleepered floor systems (sports courts and gymnasiums)



Direct-it™

Adapt airmovers and axial fans to dry under cabinets

HP60FDP™

Floor drying package gives you the ability to dry hardwoods with many different setups. possible. HP60 may be adapted to dry walls and ceiling



Vacuum-it™

Floor drying package gives you the ability to dry hardwoods with many different setups



WARNING

Under - performing systems will cost you time, money and unnecessary energy. The purchase and continued use of injectidry products could become habit forming and lead to increased profits.



Remote Vac Input Extention Kit

This newly designed accessory is available as an add on to your favorite Steam Way truckmount. It can be bolted onto the frame of the 4100LX or to the floor next to the machine. It will come complete with 5 feet of 2 inch vac hose...no vacuum cuffs are needed. This accessory will help dress up your machine installations and remove the inconvenience of climbing in and out of the truck to attach the recovery hose to the waste tank.



Dual Wand Kit

A "Y" Kit to convert your truck mount into dual-wand capabilities. Because your truck mounts have tremendous power, high solution pressure, and vacuum suction, all it takes to convert your machine to dual wand cleaning is the "Y" Kit. The pressure "Y" can also be used to run a Magna-Bright® In- Line Pressure Sprayer and your scrub wand at the same time. For more information on the dual wand capabilities of your machine, contact Steam Way International or your local distributor. When ordering your "Y" Kit Conversion System, specify a 2" or 2 1/2" starting point.

Dual Wand Kit - 3/8" (Specify 2" or 2 1/2" Starting Point) part number 16-8001

Dual Wand Kit - 1/4" (Specify 2" or 2 1/2" Starting Point) part number 16-8002



Truck Mount Solution Accessory Hose with Warm-Up Valve

Have you ever stood in front of your truck mount frustrated at your inability to use its power to produce hot water for more effective mixing of chemicals? This add-on truckmount warm-up valve serves two purposes: first, it gives you the ability to give your heater a chance to warm-up so you will have instant heat at the wand, and secondly, to give you hot water from your truck mount for rinse concentrate mixing and other uses. This efficient time-saving device will make your job easier. It will also allow you to relieve the pressure from the solution line from the truck.



Pollution Solution Waste Water Disposal System

Proper waste water disposal into the sanitary sewage treatment system is the right thing to do. The pollution solution can be mounted into any waste tank to properly pump waste water to an authorized receptacle. Unlike most other waste pumping systems, it operates while under a vacuum load and provides high volume waste water pumping. This small compact unit uses a stainless steel mesh filter to prevent clogging for constant operation. Switches for this system can be mounted on the front panel of your truck mount.

Solution (Pressure) Hose

Steam Way's Solution Pressure Hose is made exclusively for Steam Way. This high pressure hose has ratings up to 3000 P.S.I. pressure and 250°F temperature. The outside diameter of the hose is only slightly larger than conventional

1/4" hose but allows for better water flow for more efficient cleaning.

Part No. Hose With Quick Disconnects

3916425 Pressure Hose HV 25', 1/4" QD 3926425 Pressure Hose HV 25', 1/4" w/o QD's

3916450 Pressure Hose HV 50', 1/4" QD 3926450 Pressure Hose HV 50', 1/4" w/o QD's

3916625 Pressure Hose HV 25', 3/8" QD

3916650 Pressure Hose HV 50', 3/8" QD



Aqua Tank™ Fresh Water Holding - Tank and Chemical Rack



Aqua Tank™ Fresh Water Holding-Tank And Chemical Rack is the ideal van accessory for your cleaning and restoration business. It provides a convenient 100 gallons of fresh water at your fingertips, while at the same time maximizing van floor space by also serving as a chemical or accessory storage rack. The Aqua Tank™ is made of impact resistant, durable polyethylene that has the advantage of being heavy-duty, economical, and lightweight. It will not rust, dent, or corrode. No more looking for a water supply on the job and no worries about frozen water faucets or hoses in winter. The built-in chemical shelf holds up to 5 one gallon containers securely, Molded baffles inside tank decrease water movement while van is in motion, Automatic water fill shut-off. Translucent tank allows monitoring of water level Designed to be easily mounted anywhere in the van. Convenient, multiple access ports ensure easy filling and draining of tank, no matter where it is mounted. Dimensions are 18" W x 36"H x 61"L, Easy to install. Comes with all mounting hardware.

Vacuum and Solution Hose Roll-Up Reels



Aqua Tank™ Fresh Water Holding-Tank And Chemical Rack is the ideal van accessory for your cleaning and restoration business. It provides a convenient 100 gallons of fresh water at your fingertips, while at the same time maximizing van floor space by also serving as a chemical or accessory storage rack. The Aqua Tank™ is made of impact resistant, durable polyethylene that has the advantage of being heavy-duty, economical, and lightweight. It will not rust, dent, or corrode. No more looking for a water supply on the job and no worries about frozen water faucets or hoses in winter. The built-in chemical shelf holds up to 5 one gallon containers securely, Molded baffles inside tank decrease water movement while van is in motion, Automatic water fill shut-off. Translucent tank allows monitoring of water level Designed to be easily mounted anywhere in the van. Convenient, multiple access ports ensure easy filling and draining of tank, no matter where it is mounted. Dimensions are 18" W x 36"H x 61"L, Easy to install. Comes with all mounting hardware.

Aqua Filter In-Line Viewable Filter



One of the major requirements of proper wastewater handling is to filter out as much fuzz, lint, carpet fiber, and hair from your waste water before it returns to your waste water collection tank. The Aqua-filter provides you with an economical means to filter your waste water while allowing passersby to view the effectiveness of the cleaning process. A highly recommended add-on feature is the epoxy coated steel mesh filter for longer filter life and easier cleaning.



Fuel Tanks & Holder

New style fuel tanks now available through Steam Way. These durable custom fit tanks will come with a holder to keep them in place in your work vehicle. They are set up with a tap to draw directly into your Steam Way truck mount.

Holder part number BSW0032

Red gas tank part number BSW0030 Fuel line gas part number 1909909

Blue Kerosene tank part number BSW0031 Fuel line kerosene 1909908

Assembly (one blue, one red, one holder) part number BSW0005



Chemical Storage Rack

With today's diversified professional cleaner, space is at a premium in the van. The Steam Way Chemical Storage Rack is designed to fit any standard 1/2, 3/4 or full ton van. It will conveniently store and provide instant and easy access up to 20 chemicals. It keeps them from tipping over and cleans up your van's floor space. Manufactured with non-rust aluminum and painted with special epoxy-coated paint, it will make your van look more attractive and allow you to be more productive.



Machine Manual Storage Rack and Systrofoam Block Holder

Organize your van and provide quick easy access to your machine manual or styrofoam blocks. This specially designed holder can be mounted anywhere in your van and will assist in maximizing floor space. Whether you store your truck mount manual or styrofoam blocks you will always have quick and easy access to them.



Rinse Detergent Solution Jug Holder

No more spills and accidents. This holder will allow you to safely mount a standard five gallon (18.7 liter) solution cube that comes with most truck mounts in your vehicle. Mounting bolts and/or screws not included.



Plastic or Foil Tab Holder

Another excellent organizational tool for your van. This holder can be mounted anywhere in your van to store and provide easy access to 2" foil or plastic furniture tabs. Eliminates wasted tabs and maximizes van floor space.



Locking Cuffs

Locking cuffs will keep your vacuum hose connected all the time. This special design includes a locking brass slider to keep cuffs from untwisting. Available in 2", 1 1/2", swivel design, and a starter adapter.

2" part number 3901900

1 1/2" part number WPCCHC15

Swivel design part number WPCCSW2

Starter adapter part number WPCCA2



Corner Guard Orange

These Corner Guards prevent hoses from damaging paint or wall coverings as they go around corners. Creates a powerful, positive Moment of Truth and eliminates costly claims and repairs. Three are enough for most residential jobs. Made of unbreakable, lightweight, non-marking plastic.



Grout Brush Chiseld W/ Handle AB35 Brush, AB18M Handle

Chiseled Grout Brush with Handle



Grout Wand

The design of the sonic welding on the Grout Wand has been improved to make the “Action Head” more durable. New solvent resistant “O” rings reduce the damage to components caused by solvent-based sealers. Easily applies the proper amount of sealer in one application with professional results. Push down and the sealer is applied, let up and the flow of sealer stops.



The Hoser, Hose Washing Tool

Hook up to a solution and vacuum hose and you are ready to clean your vacuum hose. Pull end of vacuum hose through the hoser and attach to reel. Hold hoser in one hand and move reel in other hand. The movement of the reel will pull vacuum hose through the hoser. Adjust speed of reel to move dirtier portions of hose through hoser at a slower rate. This tool protects your image and will make it easier to clean your hoses than previous methods. The hoser will prove invaluable to companies who deal with water damage to thoroughly clean their hoses after a category 2 or 3 flood. The hoser will work on 1 1/2” and 2” vacuum hoses.



Upholstery Tool

Upholstery Tool is unlike any tool you have ever used. Using new Jetless Cleaning Technology, it has no trigger valve, no spray jet, and never needs a second drying-pass. The solution is under constant flow, trained by the patented injector bar and slotted vacuum port system. The result is a highly effective cleaning tool that works without overwetting or heat loss. Even narrow areas can be cleaned without any overspray.

Vaportek Restorator - Odor Control System



Vaportek odor control systems provide immediate odor neutralization in situations where other methods may fail. These systems incorporate natural, non-toxic essential oils and odor neutralizing compounds in patented membrane cartridges that breathe a penetrating dry vapor into the air. Unlike fogging and ozone treatments, Vaportek products can be used in occupied structures. They will not harm people, plants or animals, or affect fabrics, rubber, adhesives and other materials and surfaces. The systems have been proven effective in fire and flood restoration, industrial and healthcare facilities-even in eliminating difficult-to-remove urine odors.

Water Claw FlashSpotter



The FlashSpotter is ideal for dealing with pet urine, large liquid spills, soap residues, food spills and more. It allows for sub-surface extraction from the carpet pad up, which allows you to use greater quantities of your favorite spotter or pet odor solution. It allows you to take complete advantage of powder oxidizing pet odor and stain treatments.



www.advancedse.com.au

Unit 3/ 2-8 South St, Rydalmere NSW 2116

Ph: 02 9898 1555 **Fax:** 02 9898 1666 **Free Call:** 1800 068 901