

FLASH

issue two

BOWENS
the power behind the picture

imaging**freedom**



BOWENS
the power behind the picture
www.bowens.co.uk



Opposite image, front cover and section intro photography by Chris Reeve. www.reevebanks.co.uk

monolights

- **Gemini evolution...**
The worlds best-selling monolight just got better.
- **Gemini**
Entry-level lighting at 200 & 400Ws with the same build quality as other Gemini monolights.
- **Gemini Classic**
The 250 & 500Ws Gemini 'Classic' series monolights, radio-enabled for Pulsar or PocketWizard.
- **Gemini R**
The award-winning digital precision, radio enabled 250 & 500Ws Gemini 'r' series monolights.
- **Gemini Pro**
Faster, more powerful and now multi-voltage - the true go-anywhere gemini pro range.
- **Gemini Kits**
The smart way to get into the Gemini system - save money with the extra-value Gemini kits.
- **Travelpak**
The award-winning Travelpak - redesigned and improved with detachable Batterypak.



5

power packs


- QUADX 3000Ws studio generator
- QUAD 2400Ws studio generator
- Explorer 1500Ws battery generator
- Generator kits
- Flash heads & Ringflash Pro



23

softboxes

- Bowens professional softboxes
- Octo Softboxes
- Wafer lightbank system



45

fluorescent light

- Studiolite fluorescent lightbanks
- Studiolite accessories
- Streamlite
- Light tents



59

light modifiers


- Portrait reflectors
- Ringlite convertor
- Effects reflectors
- Reflector kits
- Special effects



35

lighting support

- Remote triggering systems
- Lighting stands & Booms
- Reflect & bounce
- Cases & bags



53

ceiling rail system

- Building the system
- Rails & brackets
- Carriages
- Pantographs
- Accessories



67



Gemini

Gemini has evolved...

Bowens monolights have always been at the leading edge of studio and location lighting with a wide-range of flash lighting and light shaping accessories.

Now with Gemini that range has been improved and refined - offering four distinct ranges designed to suit every type of photographer from aspiring amateurs to demanding commercial photographers and everyone in-between.

gemini monolights

Gemini



Gemini classic



Gemini R



Gemini Pro



from beginner to pro - we've got you covered...

Gemini (page 8)
For small studios, location photographers or those just on a tight budget, the entry-level Gemini 200 & 400 models are the perfect lighting solution.

Small and lightweight yet tough and durable, they have the ability to be powered from AC mains or the optional Bowens Travelpak battery.

With five stops of power control and multiple modelling options, it's a great way to get into the Bowens lighting system.

Gemini Classic (Page 10)
To become 'radio-enabled' step up to the 'Classic' range.

Available in two sizes 250 or 500Ws, the Gemini Classic features two dials to adjust the flash power and modelling power.

The Gemini Classic also features the ability to take a plug-in module (see page 21) to make it compatible with Bowens Pulsar or PocketWizard® radio triggers.

Gemini R (page 12)
For more precise power-control choose the Gemini 'R' range.

Available in two sizes 250 or 500Ws, the award-winning R type Gemini features twin dials to adjust the power in exact stops or tenths of stops and functions can also be controlled with the optional remote control.

The Gemini R units easily become 'radio-enabled' via an optional plug-in Pulsar or PocketWizard® module.

Gemini Pro (page 14)
For greater power and faster flash-durations the 'Pro' range is for you.

Flash-durations as quick as 1/2400sec capture split-second action, ideal for fashion photographers and with faster recycling you won't be waiting for your lighting to catch-up.

With power from 500Ws-1500Ws the Pro range delivers as much light as you need and with it's multi-voltage technology able to run from 90V - 250V. It's a winner worldwide!

R & Pro advanced features

Smart-Photocell
The smart photocell on Gemini R & Pro units allows photographers to set the cell to ignore pre-exposure flashes from their on-camera flash.

The cell can be set to activate on the first, second, third or forth flash detected.

The system can also "learn" the pre-exposure sequence to ensure perfect flash synchronisation.

Advanced Modelling
As well as Full, Proportional, Off or User Defined, Gemini R & Gemini Pro units incorporate soft-start lamp control for extended life.

The 'Lamp-saver' feature dims the modelling lamp to half power if no activity is detected for 30 mins.

Users can set Lamp-saver to activate from 1 to 99 minutes.

Modelling can also be set to either extinguish fully while recycling or gently pulse as a visual indication when the flash is ready to go again, in addition to or instead of the ready beep.

Auto-Flash Dump
Automatic flash-dump is a standard feature of the Gemini R & Pro models.

The intelligent power-management system monitors the difference between the previous and new power level to decide whether to flash-dump or simply resistive reduce the power to the desired level.



This system also ensures that there is no power stored in the capacitors when the unit is switched off.

Display options
The digital display on the side of Gemini R and Pro units indicates the power level set as well as other information in advanced set-up mode.

The display can easily be inverted so that if you are using the Gemini on a ceiling rail system, such as the Hi-Glide system, the information is always the right way up.

Remote Control
Control the Gemini R & Pro models remotely with the compact Infrared remote control unit. (Page 21)

the complete flash system







Travelpak Battery System
Large Small

500PRO

750PRO



1000PRO

1500PRO





500R

250R





500C

250C



GM400

GM200



PRO SERIES

- 500Ws - 1500Ws models
- Fast flash-durations
- Quick recycling
- Stop & tenth control
- Radio enabled
- IR Remote control
- Fan-cooled
- Multi-voltage

R SERIES

- 250Ws & 500Ws models
- Stop & tenth control
- Radio enabled
- IR Remote control

C SERIES

- 250Ws & 500Ws models
- Radio enabled
- 3 modeling modes

GM SERIES

- 200Ws & 400Ws models
- Easy proportional control
- 3 modeling modes

7 - Monolights | Gemini advanced features

gemini 200 & 400

With Bowens entry-level lighting there is no compromise on quality.

The ultra-compact Gemini 200 and 400 models feature the same solid metal construction and tough build of the more powerful professional Gemini units.


Performance has not been compromised either with both models offering impressive flash-durations and recycle times and precise control over 5 stops of power using a single simple yet accurate dial which also controls the proportional modelling lamp – simply press a switch for modelling at 100% or off. No complicated digital menu systems – ‘simplicity’ is the keyword here, the Gemini really is plug-and-go.

And when you want to go, the Gemini is the only truly portable compact flash system, able to be powered from mains AC power or the optional Travelpak battery system delivering up to 750 flashes per charge out on location.

Only Bowens can offer; power, true portability, simplicity and ultimate durability.

- Gemini 200/400 - Key Features
- Simple to use intuitive controls.
 - Five stops of power control.
 - Lightweight & compact.
 - Travelpak Battery compatible.
 - Improved ergonomic design.
 - Auto Power-save mode.
 - Robust Metal Construction.
 - Proportional modelling control.
 - Recessed switches & sockets.
 - Huge range of Bowens accessories.
 - Fast Flash-Durations.
 - DSLR friendly Low Sync Voltage.

Accessories:
The Gemini 200 & 400 monolights are compatible with the wide range of over 40 Bowens light shaping tools, attachments, reflectors and softboxes.
(See page 35-49 for more information)



gemini specifications



Specifications	Gemini 200	Gemini 400
Max Power	200Ws	400Ws
Guide Number	54	76
Power Range	5 stops (6Ws - 200Ws)	5 stops (12Ws - 400Ws)
Recycle Time (Full)	0.7 secs	1.2 secs
Flash Duration (t0.5)	1/1200	1/1000
Sync Voltage	5V	5V
Colour Temperature	5600K ±300	5600K ±300
Ready Light	Yes	Yes
Auto Dump	Yes	Yes
Lamp Saver	Yes	Yes
Slave Cell	Yes	Yes
Modelling Lamp (230V)	BW1024 (BW1024/B 117V)	BW1024 (BW1024/B 117V)
Flash Tube	BW2030 (Clr) BW2032 (UV)	BW2030 (Clr) BW2032 (UV)
Battery Compatible	Yes	Yes
Width	170mm [6⅝"]	170mm [6⅝"]
Length	310mm [12¼"]	310mm [12¼"]
Height	130mm [5⅞"]	130mm [5⅞"]
Weight	2.1kg [4.6lbs]	2.6kg [5.7lbs]
230V Part No.:	BW3660	BW3670
117V Part No.:	BW3665	BW3675

gemini kits



Gemini Kits:
The super-value Gemini kits are a great way to get your Bowens lighting system started. Each kit contains two flash units together with two 90cm silver/white umbrellas, two 120° wide-angle reflectors, two ‘Handy Stand’ lighting support stands and a travel case.

Extra-Value Kits:				
Contains:	200 Kit	200 Travelpak Kit	400 Kit	400 Travelpak Kit
Gemini 200	● ●	● ●		
Gemini 400			● ●	● ●
Small Travelpak		●		●
90cm Umbrella	● ●	● ●	● ●	● ●
120° Reflector	● ●	● ●	● ●	● ●
Light Support Stand	● ●	● ●	● ●	● ●
Kit Holdall	●		●	
Rolling Kit Case		●		●
Flash Tube	● ●	● ●	● ●	● ●
Modelling Lamp	● ●	● ●	● ●	● ●
Power Cord	● ●	● ●	● ●	● ●
Sync Lead	●	●	●	●
Travelpak Cable		● ●		● ●
230V Part No.:	BW4713	BW4630	BW4717	BW4640
117V Part No.:	BW4713US	BW4630US	BW4717US	BW4640US

gemini classic

Get unwired with the Gemini Classic, Bowens mid-range lighting, for even more freedom.

The Gemini Classic 250 and 500 models feature the unique ability to easily integrate with either the Bowens Pulsar or PocketWizard® radio trigger systems by simply plugging in a small radio trigger card.

These models feature a greater degree of modelling control via the separate 'lamp' dial. Simply set the 250W modelling lamp to any level you require to indicate light and shadow behaviour at various levels of power or use the '100%', 'proportional' and 'off' options.

Gemini Classic models are able to be powered from mains AC power or the optional Travelpak battery system delivering up to 600 flashes per charge out on location (see battery performance table on page 19).

The classic Bowens monolight is so simple to use it's easy to see why it is the favoured lighting in photographic schools and colleges world-wide.




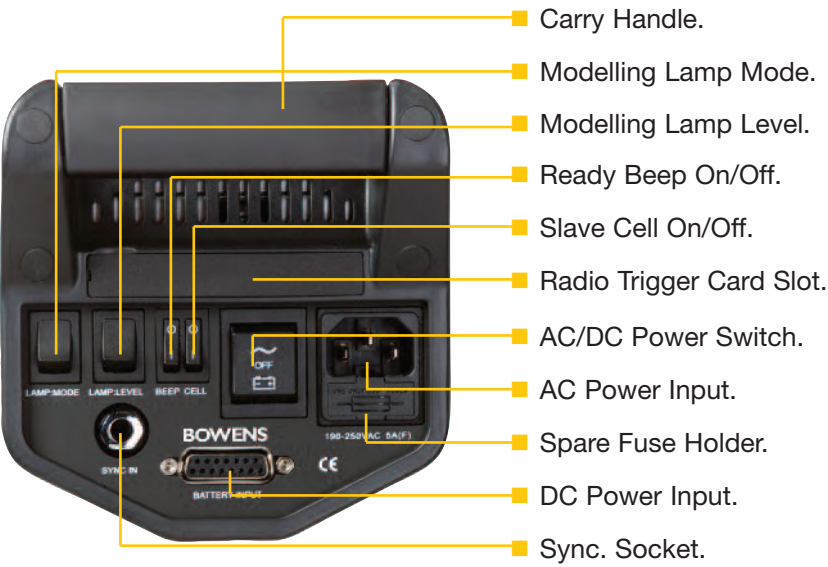
Gemini Classic - Key Features

- Simple to use intuitive controls.
- Five stops of power control.
- Radio-enabled.
- Travelpak Battery compatible.
- Auto Power-save mode.
- Robust Metal Construction.
- Separate modelling control.
- Huge range of accessories.
- DSLR friendly Low Sync Voltage.

Accessories:

Gemini Classic monolights are compatible with the wide range of over 40 Bowens light shaping tools, attachments, reflectors and softboxes.

(See page 35-49 for more information)



gemini classic specifications

Model:	GM250c	GM500c
Max Power:	250Ws	500Ws
Power Accuracy:	Stepless	Stepless
Power Range:	5 Stops	5 Stops
Power Control:	Rotary Dial	Rotary Dial
Modelling Control:	Rotary Dial	Rotary Dial
Digital Display:	No	No
Ready Indication:	Illuminated Test Button	Illuminated Test Button
Plug-in Radio Trigger Option:	Yes	Yes
Multi-voltage:	No	No
Auto Dump:	Yes	Yes
IR Remote Control:	No	No
Flash Tube:	BW2030 (Clear). BW2032 (UV).	BW2030 (Clear). BW2032 (UV).
Fan Cooled:	No	No
Modelling Lamp: (230V)	BW1024 (BW1024/B 117V)	BW1024 (BW1024/B 117V)
Guide No. (m/100 ISO)	60	85
Recycle to full Power: (230V)	0.7 Secs	0.9 Secs
Flash Duration:	1/1100	1/900
Colour Temperature:	5600K ±300K	5600K ±300K
Flash Inhibit:	Yes	Yes
Sync Voltage:	5V DC	5V DC
Operating Voltage:	230V AC 50Hz or 117V AC 60Hz	230V AV 50Hz or 117V AC 60Hz
Travelpak compatible:	Yes	Yes
Voltage Stabilisation:	±1%	±1%
Ready Light Indication:	Yes	Yes
Audible Ready Sound	Yes	Yes
Width:	170mm [6¾"]	170mm [6¾"]
Length:	365mm [14¼"]	365mm [14¼"]
Height:	130mm [5¼"]	130mm [5¼"]
Weight:	2.9kg [6.4lbs]	3.4kg [7.5lbs]
230V Part No.:	BW3901	BW3911
117V Part No.:	BW3903	BW3913



gemini classic kits

Gemini Classic Kits:
These excellent value-for-money kits are the perfect entry into the 'radio-enabled' Bowens lighting system. Each kit contains two flash units together with a 90cm silver/white umbrella, a 120° wide-angle reflectors, a 60x80cm softbox, two lighting support stands and a travel case.

Contains:	250C/250C Studio Kit	250C/250C Travelpak Kit	500C/500C Studio Kit	500C/500C Travelpak Kit
Gemini 250c	●●	●●		
Gemini 500c			●●	●●
Small Travelpak		●		●
90cm Umbrella	●	●	●	●
60x80cm Softbox	●	●	●	●
Wide-Angle Reflector	●	●	●	●
Lighting Support Stand	●●	●●	●●	●●
BW1066 Rolling Case	●		●	
BW1069 Trolley Case		●		●
Flash Tube	●●	●●	●●	●●
Modelling Lamp	●●	●●	●●	●●
Power Cord	●●	●●	●●	●●
Sync Lead	●	●	●	●
Travelpak Cable		●●		●●
230V Part No.:	BW4940	BW4960	BW4950	BW4970
117V Part No.:	BW4940US	BW4960US	BW4950US	BW4970US



The award-winning Bowens Gemini R digital monolights are a step-up from the Gemini Classic for photographers who demand a greater, more precise, degree of lighting control.

The Gemini 250R and 500R retain the unique ability to be powered from AC mains in the studio or the award-winning Travelpak battery unit out on location as well as a range of advanced features designed to offer photographers not only ultimate freedom but unmatched power, durability and control too.

Take Control.

Why should precise control be complicated? Simplicity is the key with Gemini. Digitally accurate control is easy without a confusing digital menu! Turn one dial for stops and the other for tenths to instantly set five stops of power with precision control, the LED display confirms the power output.

Modelling control is also made simple with one switch, choose from full, proportional or off or even set the modelling lamp to any level you desire.

Freedom is your choice

These days unreliable sync cords are a distant memory for most photographers. Now you can also forget bulky radio receivers attached to your lights too! Thanks to the unique radio-card facility on the Gemini R.


By simply plugging a radio trigger card into the slot on the back, Gemini lights instantly become compatible with either the Pulsar radio trigger system or the PocketWizard® system - the choice is yours!

Because the radio trigger card becomes an integral part of the unit it is much more reliable than an external receiver which can only be as good as it's cord connection.

Gemini R monolights can be controlled remotely with the Gemini IR remote handset [BW3960] which can adjust all features from up to 7m (22') away.

See page 16 for money-saving kit options.

gemini r specifications		
Model:	GM250r	GM500r
Max Power:	250Ws	500Ws
Power Accuracy:	1/10	1/10
Power Range:	5 Stops	5 Stops
Power Control:	Stop & Tenth Dials + Remote	Stop & Tenth Dials + Remote
Modelling Control:	Select Switch	Select Switch
Digital Display:	Yes	Yes
Ready Indication:	Illuminated Test Button	Illuminated Test Button
Plug-in Radio Trigger Option:	Yes	Yes
Multi-voltage:	No	No
Auto Dump:	Yes	Yes
IR Remote Control:	Yes	Yes
Flash Tube:	BW2030 (Clear). BW2032 (UV).	BW2030 (Clear). BW2032 (UV).
Fan Cooled:	No	No
Modelling Lamp: (230V)	BW1024 (BW1024/B 117V)	BW1024 (BW1024/B 117V)
Guide No. (m/100 ISO)	60	85
Recycle to full Power: (230V)	1.0 Secs	1.3 Secs
Flash Duration:	1/1100	1/900
Colour Temperature:	5600K ±300K	5600K ±300K
Flash Inhibit:	Yes	Yes
Sync Voltage:	5V DC	5V DC
Operating Voltage:	230V AC 50Hz or 117V AC 60Hz	230V AV 50Hz or 117V AC 60Hz
Travelpak compatible:	Yes	Yes
Voltage Stabilisation:	±0.5%	±0.5%
Ready Light Indication:	Yes	Yes
Audible Ready Sound	Yes	Yes
Width:	170mm [6¾"]	170mm [6¾"]
Length:	365mm [14¼"]	365mm [14¼"]
Height:	130mm [5½"]	130mm [5½"]
Weight:	2.9kg [6.4lbs]	3.4kg [7.5lbs]
230V Part No.:	BW3900	BW3910
117V Part No.:	BW3905	BW3915



gemini pro



The Gemini Pro range delivers more power and faster flash-durations making it the perfect portable flash system for fashion or commercial photographers.

Available in four sizes from 500Ws to 1500Ws the Gemini Pro monolights feature all of the benefits of the Gemini R units but also offer flash-durations as fast as 1/2400 sec and a voltage seeking power system which makes them useable just about anywhere in the world.

Capture split-second action

If you need to capture action, then the Pro range is for you, the 500Pro has an amazingly short flash-duration of 1/2400 sec! Compare this to 1/900 sec on the Gemini 500R and the decision is easy for fashion photographers.

The three electrode, flash tube is the reason for the action freezing flash times on the Gemini Pro monolights - the fastest Bowens monolights ever! The flash tube is easily user replaceable too - so, no expensive service center fees if it needs replacing.

The true go-anywhere system

The Travelpak battery unit means that Gemini Pro lights can ‘go anywhere’ out on location. But what about when you are in the studio in another country?

With the Pro range, the Gemini becomes a true go anywhere system. Advanced circuitry within the unit is able to seek the correct voltage to operate on meaning that you can take a Gemini Pro monolight anywhere in the world, safe in the knowledge that it will work wherever you go - inside or out.

More time to create

In photography everyone knows that time is money. That is why the Gemini Pro range of monolights boast recycling times to full power faster than ever before. Now you can spend less time waiting for your lights to power up and more time creating amazing images.

Fan cooling.

High power and rapid recycling equals heat. The Gemini Pro fan automatically starts, when needed, to prevent overheating.

gemini pro range specifications

Model:	GM500pro	GM750pro	GM1000pro	GM1500pro
Max Power:	500Ws	750Ws	1000Ws	1500Ws
Power Accuracy:	1/10	1/10	1/10	1/10
Power Range:	5 Stops	5 Stops	7 Stops	7 Stops
Power Control:	Stop & Tenth Dials + Remote	Stop & Tenth Dials + Remote	Stop & Tenth Dials + Remote	Stop & Tenth Dials + Remote
Modelling Control:	Select Switch	Select Switch	Select Switch	Select Switch
Digital Display:	Yes	Yes	Yes	Yes
Ready Indication:	Illuminated Test Button	Illuminated Test Button	Illuminated Test Button	Illuminated Test Button
Plug-in Radio Trigger Option:	Yes	Yes	Yes	Yes
Multi-voltage:	Yes	Yes	Yes	Yes
Auto Dump:	Yes	Yes	Yes	Yes
IR Remote Control:	Yes	Yes	Yes	Yes
Flash Tube	BW2980 (Clear). BW1079 (UV)	BW2980 (Clear). BW1079 (UV)	BW2980 (Clear). BW1079 (UV)	BW2980 (Clear). BW1079 (UV)
Fan Cooled:	Yes	Yes	Yes	Yes
Modelling Lamp:	BW1024 (230V) BW1024/B (117V)	BW1024 (230V) BW1024/B (117V)	BW2515 (230V). BW2530 (117V)	BW2515 (230V). BW2530 (117V)
Guide No. (m/100 ISO)	85	104	120	160
Recycle to full Power:	0.9 Secs	1.1 Secs	1.9 Secs	2.3 Secs
Flash Duration:	1/2400	1/2300	1/1500	1/1100
Colour Temperature:	5600K ±300K	5600K ±300K	5600K ±300K	5600K ±300K
Flash Inhibit:	Yes	Yes	Yes	Yes
Sync Voltage:	5V DC	5V DC	5V DC	5V DC
Operating Voltage:	90-130/190-250V AC 60/50Hz	90-130/190-250V AC 60/50Hz	90-130/190-250V AC 60/50Hz	90-130/190-250V AC 60/50Hz
Travelpak compatible:	Yes	Yes	Yes	Yes
Voltage Stabilisation:	±0.5%	±0.5%	±0.5%	±0.5%
Ready Light Indication:	Yes	Yes	Yes	Yes
Audible Ready Sound	Yes	Yes	Yes	Yes
Width:	170mm [6¾"]	170mm [6¾"]	170mm [6¾"]	170mm [6¾"]
Length:	396mm [15½"]	396mm [15½"]	450mm [17¾"]	490mm [19¾"]
Height:	130mm [5¼"]	130mm [5¼"]	130mm [5¼"]	130mm [5¼"]
Weight:	3.5kg [7.7lbs]	4.0kg [8.8lbs]	4.5kg [9.9lbs]	5.0kg [11lbs]

Multi-voltage Part No.:	BW3925	BW3935	BW3945	BW3955
-------------------------	--------	--------	--------	--------


NOTE: Add UK, EURO or USA to the end of the part number to ensure the correct power cords are included.

gemini 'r' lighting kits



Contains:	250r/250r Kit	250r/250r/Travel	250r/250r/250r	500r/500r Kit	500r/500r/Travel	500r/500r/500r
Gemini 250r	● ●	● ●	● ● ●			
Gemini 500r				● ●	● ●	● ● ●
Small Travelpak		●			●	
90cm Umbrella	●	●	● ●	●	●	
115cm Umbrella						● ●
60x80cm Softbox	●	●	●	●	●	
100x100cm Softbox						●
Wide-Angle Reflector	●	●	● ●	●	●	● ●
Lighting Support Stand	● ●	● ●	● ● ●	● ●	● ●	● ● ●
BW1069 Trolley Case	●	●	●	●	●	●
BW4054 Stand Bag			●			●
Flash Tube	● ●	● ●	● ● ●	● ●	● ●	● ● ●
Modelling Lamp	● ●	● ●	● ● ●	● ●	● ●	● ● ●
Power Cord	● ●	● ●	● ● ●	● ●	● ●	● ● ●
Sync Lead	●	●	●	●	●	●
Gemini - Travelpak Cable		● ●			● ●	
230V Part No.:	BW4800	BW4815	BW4845	BW4805	BW4820	BW4850
117V Part No.:	BW4800US	BW4815US	BW4845US	BW4805US	BW4820US	BW4850US

gemini pro lighting kits



Contains:	500pro/500pro Kit	500pro/500pro/Travelpak Kit	500pro/500pro/500pro Kit	750pro/750pro Kit	750pro/750pro/Travelpak Kit	750pro/750pro/750pro Kit	1000pro/1000pro Kit	1000pro/1000pro/Travelpak Kit	1500pro/1500pro Kit	1500pro/1500pro/Travelpak Kit
Gemini 500pro	● ●	● ●	● ● ●							
Gemini 750pro				● ●	● ●	● ● ●				
Gemini 1000pro							● ●	● ●		
Gemini 1500pro									● ●	● ●
Small Travelpak		●			●					
Large Travelpak								●		●
90cm Umbrella	●	●		●	●					
115cm Umbrella			● ●			● ●	●	●	●	●
60x80cm Softbox	●	●		●	●					
100x100cm Softbox			●			●	●	●	●	●
Wide-Angle Reflector	●	●	● ●	●	●	● ●	●	●	●	●
Lighting Support Stand	● ●	● ●	● ● ●	● ●	● ●	● ● ●	● ●	● ●	● ●	● ●
BW1069 Trolley Case	●	●	●	●	●	●	●	●	●	●
BW4054 Stand Bag			●		●	●	●	●	●	●
Flash Tube	● ●	● ●	● ● ●	● ●	● ●	● ● ●	● ●	● ●	● ●	● ●
Modelling Lamp	● ●	● ●	● ● ●	● ●	● ●	● ● ●	● ●	● ●	● ●	● ●
Power Cord	● ●	● ●	● ● ●	● ●	● ●	● ● ●	● ●	● ●	● ●	● ●
Sync Lead	●	●	●	●	●	●	●	●	●	●
Gemini - Travelpak Cable		● ●			● ●			● ●		● ●
Multi-voltage Part No.:	BW4860	BW4865	BW4870	BW4880	BW4885	BW4890	BW4900	BW4910	BW4920	BW4930

NOTE: Add UK, EURO or USA to the end of the part number to ensure the correct power cords are included.

travelpak battery system

The multi award-winning, original and unrivalled Travelpak battery system is now even better.

The restyled Travelpak makes working on long location shoots easy thanks to its unique new hot-swap battery feature. Now if a battery starts to fade on a lengthy assignment photographers can simply unclip the control panel unit from the depleted battery and clip on a fully-charged battery - no more waiting to charge up the whole unit.

The Travelpak system has two sizes of battery - allowing photographers to choose the power and size to suit their own specific needs.

Able to support up to two Bowens Gemini monolights, the Travelpak can provide power up to a massive 3000Ws, recycle to full power at speeds up to 2 seconds* and offers up to 750 shots on a single charge*.

Only the Travelpak from Bowens offers location photographers such portable versatility.

* See performance table.


Travelpak - Key Features

- Simple & lightweight location power.
- Unique easy battery swapping.
- Standard & extended battery options.
- Power up to two Gemini monolights.
- Fast & Slow recycling option.
- Batteries can be charged independently.
- New, attractive styling.
- Recessed switches & sockets.
- Robust all-metal panel construction.
- Easy to read battery level indicator.
- Durable moulded cables.
- Dummy-plug stowage compartment.
- Convenient quick-clip shoulder strap.
- Recharge from mains or car-charger.

Control Panel Technical Data:

Width:	170mm	[6¾"]
Depth:	140mm	[5½"]
Height:	120mm	[5"]
Weight:	1.5kg	[3.8lbs]

The Control Panel



Battery Performance: Typical Flashes (Recycle Time)



Small Battery Technical Data:

Ws	1 Head	2 Heads
200	375 (2 sec)	185 (4 sec)
250	300 (2.5 sec)	150 (5 sec)
400	185 (4 sec)	95 (8 sec)
500	150 (5 sec)	75 (10 sec)
750	110 (7.5 sec)	55 (15 sec)
1000	75 (10 sec)	38 (20 sec)
1500	50 (15 sec)	25 (30 sec)

Recharge time:	6 hrs
Width:	170mm [6¾"]
Depth:	140mm [5½"]
Height:	85mm [3¼"]
Weight:	3.5kg [8lbs]

Large Battery Technical Data:

Ws	1 Head	2 Heads
200	750 (2 sec)	375 (4 sec)
250	600 (2.5 sec)	300 (5 sec)
400	370 (4 sec)	185 (8 sec)
500	300 (5 sec)	150 (10 sec)
750	220 (7.5 sec)	110 (15 sec)
1000	150 (10 sec)	75 (20 sec)
1500	100 (15 sec)	50 (30 sec)

Recharge time:	8 hrs
Width:	170mm [6¾"]
Depth:	140mm [5½"]
Height:	120mm [4¾"]
Weight:	4.9kg [10lbs]

Accessories:

Universal Mains Charger.
Replacement or spare mains charger for Travelpak batteries. Includes a set of international plug types for travelling overseas.
BW1227 Universal Mains Charger

Car Charger.
Allows Travelpak batteries to be recharged from a vehicle cigarette lighter or auxiliary power socket when no mains power is available.
BW1245 Car Charger

Travelpak - Gemini Cable.
For connecting a Travelpak battery unit to a Bowens Gemini monolight. Available in 3m and 8m lengths.
BW7632 3m Travelpak - Gemini cable
BW7632E 8m Travelpak - Gemini cable.

Spare or Replacement Battery.
The modular nature of the Travelpak allows you to have a spare battery to be fully charged and ready to swap onto the control panel on long photo sessions.
BW7690 Small Battery Unit
BW7691 Large Battery Unit

travelpak

- Order Codes:**
The Travelpak is available together with a small or large battery unit or just a control panel unit.
- BW7693** - Travelpak with Small Battery, inc 3m Cable & Charger.
 - BW7694** - Travelpak with Large Battery, inc 3m Cable & Charger.
 - BW7692** - Travelpak control panel unit inc 3m Cable & Charger.
 - BW7695** - Travelpak control panel unit.



Pulsar radio trigger system



Whether you are triggering flash heads for complicated lighting setups or cameras for remote control nature shots or special effects, this system is for you.

Each Pulsar unit can be either a transmitter or receiver and is capable of sending or receiving signals beyond 100m [333'].

Unlike Infrared triggering systems, the radio-transmitted Pulsar operates around corners and through walls.

The Pulsar has four separate channels, enabling the photographer to isolate up to four light sources or to combine them and fire all of them at once without leaving the camera.

Additionally, the Pulsar has a studio selector switch, which provides isolation from other Pulsar units using the same channel, and allowing up to six different systems to operate independently in the same space or studio.

Other Pulsar features include:

- Long battery life up to 200 hours of continuous use from two AAA batteries.
- Low voltage operation of just 3V, ideal for use with digital cameras.
- Compact and lightweight design allows the units to be mounted directly onto your camera's hot shoe or to your generator, or monolights.

Specifications:

Length - 90mm	[3½"]
Width - 49mm	[2"]
Height - 44mm	[1¾"]
Weight - 122g	[4.3oz]

- BW5160** - Pulsar Twin Pack
- BW5150** - Pulsar Single Unit

A clip-on platform is available allowing you to clip the Pulsar anywhere that it is needed.

BW5155 - Pulsar Clip



Integrated radio triggering. Easy as one... two... three...

one. Insert trigger card.



two. Attach antenna.



free...! from sync cords.



Pulsar Radio Trigger Card Pack

Gemini Classic, R & Pro monolights can become compatible with the Pulsar system by using this unique upgrade pack. Simply insert the Radio Trigger Card into the slot on the back of the Gemini unit then fit the antenna into the socket on the side and your monolight is ready to receive signals from a Pulsar unit mounted onto your camera. Never be let down by unreliable sync cords or connections again.

Order Code: **BW5170**



PocketWizard® Radio Trigger Card Pack

Bowens Radio-enabled Gemini monolights can also become compatible with the popular PocketWizard Radio Trigger System with this upgrade pack. After inserting the Radio Trigger Card and antenna into the monolight the system will learn the settings of your PocketWizard transmitter and set itself to the same channel. And as the card is integral to the monolight - no more lost or forgotten receivers.

BW5180 433Mhz (Euro)

BW5185 344Mhz (USA)




Gemini R & Pro Remote Control

The pocket-sized Gemini Remote Control makes working with Gemini 'R' and 'Pro' monolights a breeze. Weighing in at just 34g this diminutive device allows precise control of features such as power, test flash, modelling, sounder, photocell and channel setting without ever leaving the camera position - up to seven meters (22').

Specifications

Length:	95mm	[3¾"]
Width:	45mm	[1¾"]
Height:	10mm	[¾"]
Weight:	34g	[1.2oz]

BW3960 Gemini R & Pro Remote Control.



Ready Sounder
Toggles On/Off

Photocell
Toggles On/Off

Modelling Mode
Max / Usr / Relative

Lamp Ready Indication
Toggles On/Off

Channel Select
Select 1-8 or all (O)

Increase
Power or Modelling level

Decrease
Power or Modelling level

Flash Test
Flashes the unit





power packs & generators

The latest generation of power-pack flash from Bowens set new standards for studio lighting in today's digital world.

With precision controls and consistent light output, Bowens generators are perfect for today's professional photographer creating images with digital or film.

QUADX 3000

The QUADX is a powerful, four-channel pack with precise power adjustments and dependable repeatability. With a maximum power of 3000Ws and a minimum of just 31Ws with one head - a power range of 7.6 f/stops! The QUADX offers a wide range of lighting control options with precision adjustments and a user-friendly control panel that lets you know exactly how much power is coming out of each head, the flash duration and a host of other vital statistics, all at the press of a button.

Precision Power Control.

The QUADX lets you control the flash output of each head in 1/10-stop increments and offers repeatable output flash after flash, which is ideal for multi-shot camera backs.

Consistent Colour & Short Flash.

The power-management system of the QUADX monitors and adjusts capacitor performance to ensure total output accuracy and consistency, retaining a colour temperature of 5800K, ±2%.

Capacitor switching delivers greater colour consistency over the entire power range as well as providing flash durations as short as 1/1430 sec. with a single head at full power (1/7100 sec. with two heads at 250Ws).



Most Efficient Charging System.

The advanced charging system is extremely efficient and extends the life of the capacitors. The automatic mode provides a slow initial charge and then, by monitoring the temperature of the capacitors, offers the fastest possible recharging times.

QUADX Features

- Four flash head outlets with power divided into two independent channels.
- Power output from 3000Ws to 31Ws with one head (16Ws with two heads!)
- Colour consistency varies less than ±200K when operating between 250 & 3000Ws.
- An advanced charging system operates most efficiently and extends capacitor life.
- Flash durations faster than 1/7000 sec. are made possible with the use of triple electrode flash tubes in the QUADX head.

Specifications:

Stored energy:	3000Ws
Flash head outlets:	4 (in two channels)
Power range:	31 - 3000Ws (6.6 stops) with one head 16 - 3000Ws (7.6 stops) with two heads
Recycle time:	0.4 - 2.0 sec.
Flash duration:	1/7100 - 1/1430 sec.
Power adjustment:	1/10-stop
Colour temperature:	5800 K (±2% from 3000 to 200Ws)
Sync voltage:	6V
Stabilisation:	±0.1%
Dimensions:	17 x 37 x 37cm (w.l.h)
Weight:	11.5kg [25.5lbs]

- Auto-bracketing is easy to set up with three-intervals from 1/10 to 1/10-stop.
- An optional IR Remote Control System allows photographers to control all functions up to 30 feet away.
- Variable-speed cooling fans respond to internal temperature changes to ensure peak performance.

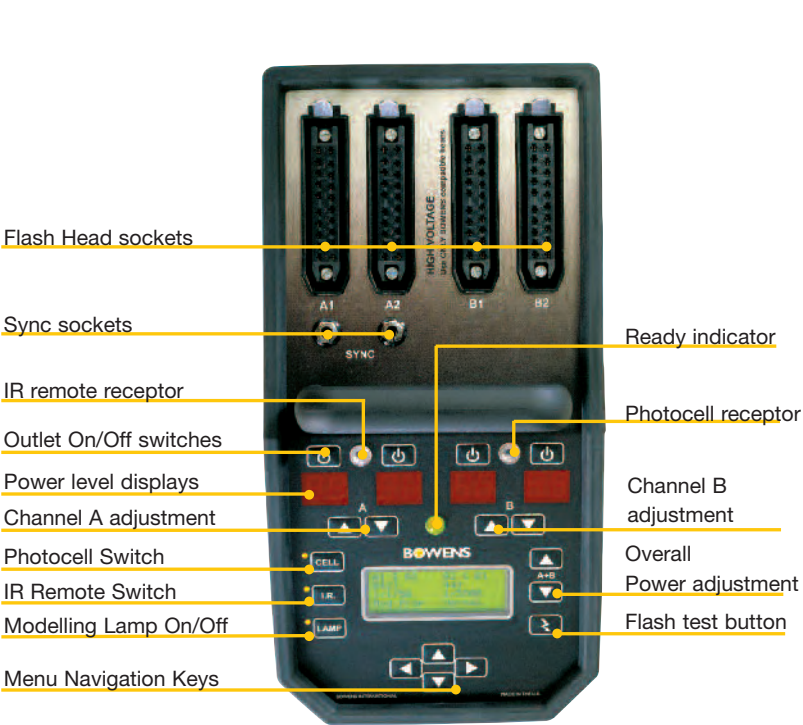
The Control Panel

The control panel of the QUADX is simple and intuitive to use. Power is divided into two independent channels, A and B, one having a maximum power of 2000Ws (A), the other (B) 1000Ws. Each channel controls two flash-head outlets in 1/10-stop increments.

When more than one head is used in the same channel, the power of that channel will be divided equally between those two heads. When a head is connected to Channel B, the pack automatically becomes asymmetric. Once lighting ratio or contrast levels are set, power level adjustments can be made to achieve perfect exposures.

Advanced QUADX Features

With its sophisticated circuitry, the QUADX gives the photographer access to many advanced features including trigger delay, flash counter, joules/percentage display, multi-flash mode, memory function and more.



Other features offered by the QUADX include:

Auto Bracketing

Bracketing flash exposures is easy with the QUADX. You can set up to three bracketing intervals from 1/10 to 1/10-stop and monitor the bracketing sequence and see what each power level will be on the LCD display.

Infrared Remote

The QUADX is compatible with the RC3 remote control unit allowing full control of the pack from up to 10m (30') away.

Head Failure Indication

The QUADX will indicate that a head has failed to fire and the pack will not fire again until that head is switched off.

Special Effect Modes

Choose from trigger delay, trigger skip and multi-trigger setup to fire up to nine packs at different intervals or sequentially.



Order Codes:

- BW7600** QUADX 3000 (USA)
- BW7610** QUADX 3000 (Euro)
- BW7610UK** QUADX 3000 (UK)

Accessories:

- BW7686** QUADX Dolly.
- BW7680** QUADX Higlidle Mount.
- BW7605** QUADX Pulsar Power Lead.
- BW7805** RC3 Remote Control.
- BW7685** QUADX 5m Ext. Cable.

QUAD 2400 generator



Specifications:

Stored energy:	2400Ws
Flash head outlets:	2 (in two channels)
Power range:	37 - 2400Ws (6-stops)
Recycle time:	3 sec. (fast) 5 sec. (slow)
Flash duration:	1/1400 Sec. (600Ws) 1/300 sec. (2400Ws)
Power adjustment:	1/3 stop
Colour temperature:	5600K (with UV tube)
Sync voltage:	6V
Stabilisation:	±0.1%
Length:	28cm [11"]
Width:	18cm [7"]
Height:	34cm [13½"]
Weight:	9.5 kg [21 lbs]

QUAD Power Versatility.

With two channels, choose from taking the full 2400Ws from a single socket, or dividing the power across two channels giving a wide selection of powers. Once the pack is switched to its asymmetrical mode, two channels, each with a maximum power of 1200Ws are available. As each can be adjusted independently of the other a great deal of lighting flexibility can be achieved.

QUAD Precision Power.

Flash power can be adjusted in accurate steps of 1/3rd f-stop, offering excellent control of exposure. Large LED displays show clearly the Ws output per channel. Each channel can be adjusted over three f-stops. With a minimum power output of just 37Ws the QUAD 2400 has a range of 6 f-stops.

Colour Consistency Mastered.

The overall power of the pack can be reduced using a system of capacitor switching. By reducing the number of capacitors being used a greater level of colour consistency can be achieved. In practice this means that the QUAD 2400 can be switched from 2400Ws, to 1200Ws to 600Ws with less than 70K shift in colour temperature.

Modelling Lamp Control.

In addition to selecting full power modelling or lamps in proportion, the 'Auto' setting will set the modelling lamp of the brightest head to maximum, even when the overall flash power of the pack is set at a low level. This helps the photographer preview their lighting, even at the lowest of flash powers.

The Control Panel

The control panel of the QUAD 2400 is designed for quick and easy use. There are two flash-head outlets, each operating on its own independent channel with a maximum power of 1200Ws each.

A master control provides two-stops of power control in one-stop increments, while independent channel variators offer three-stops of power control in 1/3-stop increments to each channel.

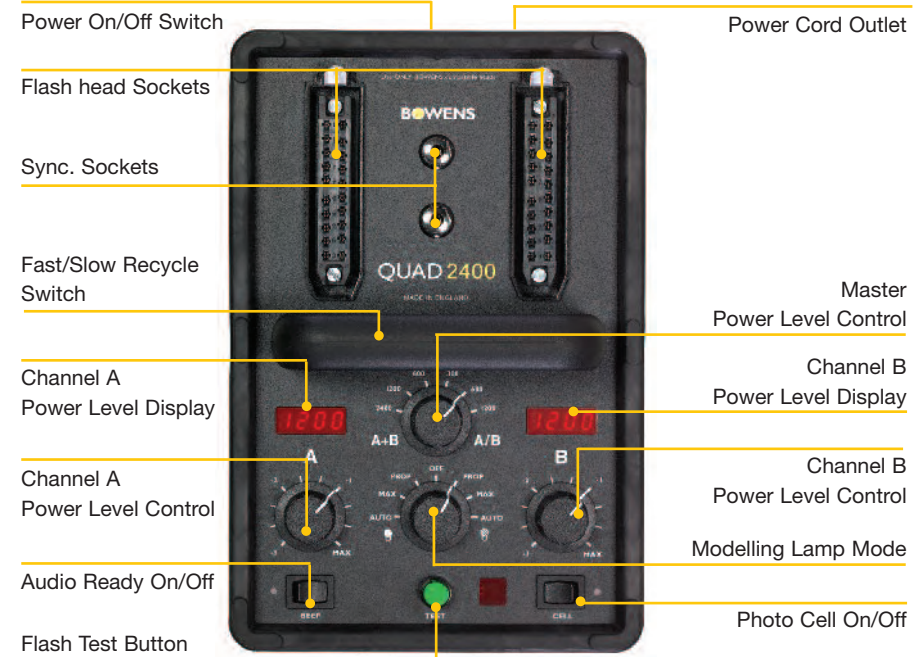
Power levels for each channel are provided in easy-to-read LED numeric displays. A full-power indicator light lets you know when the pack is 100% charged.

QUAD 2400 Features

The QUAD 2400 offers a host of features that are designed to make the photographers job easier:

Two Sync. Sockets

Two conveniently located sync. sockets allow you to simultaneously connect your pack to your camera and your light meter without time consuming disconnections and reconnections. These sync sockets can also be used for IR or radio triggers such as the Bowens Pulsar; for wireless triggering.



Audio Ready Signal

This switchable signal lets you know when your pack is 100% charged even when it is out of visual range.

Unique Modelling Modes

Intermittent modelling mode extinguishes all modelling lamps when the pack is fired and turns them back on again when the pack is 100% recycled. This provides a visual indication that the pack, and each head, has been successfully triggered and recycled.

Flash Voltage Stabilisation

To ensure consistently dependable output the QUAD 2400 offers ±1% flash-voltage stabilisation at maximum power.

Built-in Photo Cell

In order to activate your QUAD 2400 pack from other flash units, a convenient photo cell is built directly into the pack.



Order Codes:

BW7620EURO QUAD2400 (Euro).
BW7620UK QUAD2400 (UK).
BW7625US QUAD2400 (USA).

Accessories.

BW7685 QUADX 5m Ext. Cable.

Explorer 1500 battery generator



The Explorer 1500 represents the state-of-the-art in portable battery generator technology.

Weighing in at just under 12kg, this petite power-pack boasts an unbeatable power-to-size ratio while providing photographers with the flexibility of two independently digitally controlled channels and offering total freedom to create, whenever and wherever quality light is required.

Bowens QUAD Heritage.

The Explorer features Bowens standard QUAD sockets making it compatible with the wide range of heads and accessories produced for the QUAD and DUO generators including the Ringflash Pro.

Ultra-Fine Output Control.

Using the unique rotary dial, photographers can enjoy a six stop power range, from 31Ws to 1500Ws, selectable in 1/3 stop increments for ultimate control.

Power Where You Want it.

As well as precise control over the level of power, the Explorer also allows you to decide exactly where to channel that power. Power can be asymmetrically split between channel A & B or combined so that the full power is available from one channel or symmetrically split between them.

Banish Sync Cords

The Explorer features a built-in 24 channel radio slave, compatible with the Bowens Pulsar Radio Trigger.

Specifications:

Stored energy: 1500Ws
Flash Head Outlets: 2
Power Range: 31Ws - 1500Ws
Recycle Time: 0.5 - 3.8 secs (auto)
0.6 - 9.0 secs (slow)

Flash Duration:
Max: 1/5700 sec.
Min: 1/2130 sec.
Power Adjustment: 1/3 Stop increments.
Colour Temperature: 5600K (with UV Tube)
Sync. Voltage: 6V
Stabilisation: ±0.1%
Recharge Time: 5 Hours
Length: 27cm [10 1/2"]
Width: 18cm [7 1/8"]
Height: 28cm [11"]
Weight: 11.2kg [24.7lbs]

The Explorer Battery

At the heart of the Explorer Battery Generator is, of course, the battery itself. Inside the pack sits a powerful high-capacity 12Ah rechargeable battery providing the Explorer with its impressive performance delivering up to 150 shots at 1500Ws recycling in 3.8 seconds and 180 shots at 1200Ws ready to go again in just 3 seconds.

The mains or car charger can be plugged directly into the battery. So you can charge a second battery while using the Explorer pack.

The Control Panel

The control panel of the EXPLORER Battery Generator has been designed to be simple and quick to use.

The pack functions are controlled via three multi-function buttons and a rotary dial. The large LCD screen displays the packs current status and intuitively guides users around the extensive functions of the Explorer.

On the rear of the pack there are two independent flash head channels, to which up to 1500Ws of power can be divided - either symmetrically or asymmetrically. The rotary dial controls the power to each channel in exact 1/3 of stops.

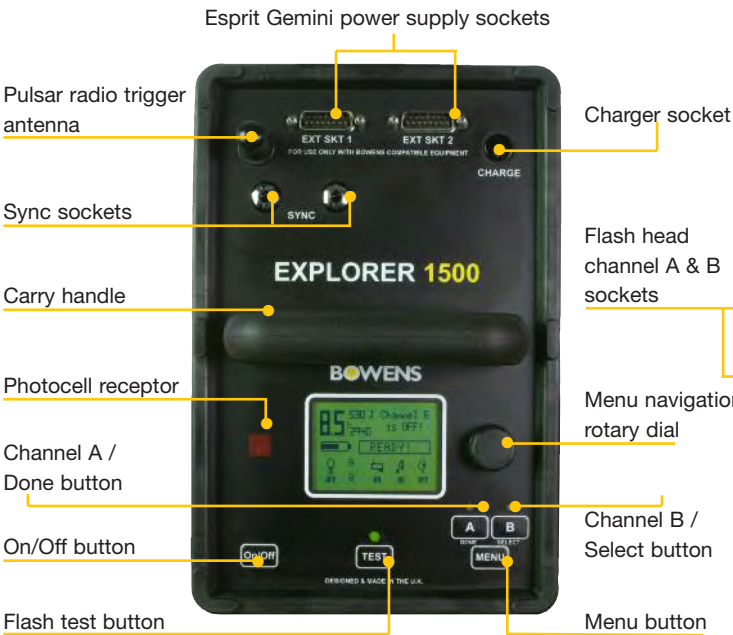
Two auxiliary power outlets on top of the pack allow power to be channelled to Gemini monolights.

EXPLORER Features

Just like the QUADX and QUAD2400 generators, the EXPLORER boasts many advanced features designed to make creative photography simple.

Special Effects Modes.

Three trigger modes are available which allow you to create delays, multiple flashes and to sequence flashes using up to nine packs.



Auto Bracketing.

Bracketing allows three consecutive shots to be taken at power levels above, at and below the selected power. Bracketing flash exposures with the EXPLORER is effortless. Up to three bracketing intervals can be set from 1/3 to 1/3 stop - the unit will check and warn whether the selection is possible and warn if it is not.

Camera Synchronising.

As well as the two sync. sockets located on top of the pack, which allow time-saving simultaneous connection to and camera and a light metre, the EXPLORER also features a built-in radio antenna so that you can make trailing sync leads a thing of the past by firing the pack via a Pulsar Radio Trigger mounted to your camera. Synchronisation with other lights is achieved by using the built-in photocell.

More Power.

In addition to the heads powered on Channel A & B you can add more light by powering up to two Gemini units from the EXPLORER - this can mean up to 3000Ws of flash-power.

BW7640 Explorer Battery Generator.

Accessories.

- BW7642** Spare Battery Cassette.
- BW1245** Car Charger.
- BW1227** Mains Charger.
- BW7632** Explorer to Gemini Cable.

generator kits



QUADX Studio Set
The QUADX Studio Set delivers a high-power studio lighting system perfect for fashion and commercial photography.

- | | |
|--------------------------|---------------------------|
| Kit contains: | Order codes: |
| 1 x QUADX 3000 Generator | BW7710UK QUADX Set |
| 2 x QUADX Flash Heads | BW7700US QUADX Set |
| 2 x Flash tubes | BW7710EU QUADX Set |
| 2 x Modelling lamps | |
| 1 x Sync cord | |
| 1 x Power cord. | |



QUAD 2400 Studio Set
The QUAD 2400 starter kit is the ideal way to get started in studio-based commercial photography.

- | | |
|-------------------------|-------------------------------|
| Kit contains: | Order codes: |
| 1 x QUAD 2400 Generator | BW7720UK QUAD 2400 Set |
| 2 x QUAD Flash Heads | BW7725US QUAD 2400 Set |
| 2 x Flash tubes | BW7720EU QUAD 2400 Set |
| 2 x Modelling lamps | |
| 1 x Sync cord | |
| 1 x Power cord. | |



Explorer 1500 Location Sets
The Explorer 1500 location sets are a great way to combine the portability of a battery with the power of a studio power-pack.

- | | |
|-----------------------------|-----------------------------|
| One Head Kit: | Two Head Kit: |
| 1 x Explorer 1500 Generator | 1 x Explorer 1500 Generator |
| 1 x 3KM Flash Heads | 2 x 3KM Flash Heads |
| 1 x Flash tube | 2 x Flash tubes |
| 1 x Modelling lamp | 2 x Modelling lamps |
| 1 x Sync cord | 1 x Sync cord |
| 1 x Power cord. | 1 x Power cord. |
| BW7730 | BW7731 |



QUADX Flash Head
The fan-cooled QUADX flash head is capable of handling up to 3000Ws and features a 650W modelling lamp for maximum brightness.
The three-electrode, user changeable flash tube is designed to deliver the fastest possible flash duration.
A UV-balanced Pyrex dome ensures colour integrity and safety.
When combined with Bowens reflectors and accessories this system offers unmatched lighting versatility.

Specifications:
Width: 13cm [5¼"]
Length: 26cm [10¼"]
Height: 15cm [5¾"]
Weight: 3.17kg [7lbs]

Order Codes:
BW7660UK - QUADX Flash Head
BW7660 - QUADX Flash Head (no lamp)

Accessories
BW3019 Flash Tube
BW2503 650W Modelling Lamp
BW2504 300W Modelling Lamp
BW2982 Clear Dome
BW2983 Frosted Dome
BW7685 5m [16'] QUADX Ext. Cord

generator flash heads



QUAD 3KM Mini Flash Head
Designed to compliment the smaller and more portable Explorer 1500 battery generator, the 3KM Mini Flash Head is also compatible with the QUAD2400 and QUADX generators.
Much more compact than any previous Quad head, measuring just 160mm in body length and weighing only 2.2kg, the 3KM maintains the quality and performance of the QUADX Flash Head and is able to handle up to 3000Ws of power.

Specifications:
Width: 10cm [4"]
Length: 23cm [9"]
Height: 10cm [4"]
Weight: 2.26kg [5lbs]

Order Codes:
BW7646 3KM Flash with Clear Dome
BW7652 3KM Flash with UV Coated Dome

Accessories
BW7653 Flash Tube
BW7657 Clear Dome
BW7658 UV Coated Dome
BW7659 Frosted Dome
BW2515 500W Modelling Lamp (240V)
BW2530 500W Modelling Lamp (117V)
BW2525 250W Modelling Lamp (117V)
BW2520 100W Modelling Lamp (117V)

ringflash pro



The unique effect created by ringflash is one of the most sought-after, and popular styles of photography in today's fast-moving world of creative lighting.

Traditionally associated with high-end fashion or smaller, macro photography, the Ringflash Pro has been designed with multiple photographic applications in mind. It is suitable for photographers from all fields ranging from fashion, product, portraiture, studio based photography or even location work.

The Ringflash Pro is the most versatile, high spec, user-friendly ringflash unit available on the market today.

“unparalleled creative opportunities”

Smaller, lighter, and more portable than ever before and packed with plenty of new features it offers photographers a sensibly priced, high-end ringflash unit with unmatched build-quality that can out-perform its more expensive competitors.

The powerful Ringflash Pro allows you to take advantage of huge flash outputs in the studio with generators like the QUADX 3000, or on location using the Explorer 1500 Battery pack. Capable of super-fast flash durations up to 1/4500 sec; the Ringflash Pro raises the bar in ringflash photography.

The composition of lighting set-ups is a vital for perfect images; the Ringflash Pro has ten 20W, user-replaceable Halogen lamps controlled via a pack or a switch on the unit. To ensure heat is not an issue, the Ringflash Pro incorporates



twin cooling fans for optimum performance on even the longest shoots. A bracket can be mounted to the main unit so the comfort-grip handle is in either portrait (for traditional hand held shooting) or landscape position, used when mounting the Ringflash to a tripod, for complete freedom of movement. For creativity, the Ringflash Pro comes with both a clear and a frosted cover glass.

From high-end fashion houses to small studios, the Ringflash Pro is a light shaping tool that no studio should be without.

Specifications:

Flash Duration:	1/4500Ws @500Ws
Flash Duration:	1/1600Ws @ 3000Ws
Guide Number:	86 (m/100 ISO)
Max Power:	3000Ws
Cable Length:	5m [16']
Dimensions:	204Ø x 80mm [8Ø x 3"]
Aperture Ø:	100mm [3.9"]
Weight:	3.43kg [7.5lbs]

Order Codes:

BW7670	Ringflash Pro (230V)
BW7670US	Ringflash Pro (117V)

Accessories.

130° Ringflash Reflector, Used to increase the size and intensity of the flash output. **BW7674**

110° Ringflash Diffuser, For reducing the contrast and to create a soft light which is ideal for portraiture shots. **BW7675**

Spare / Replacement Cover Glass

BW7676	Clear Cover Glass
BW7677	Frosted Cover glass

ringflash pro





light shaping tools & reflectors

Light modifying attachments are essential when you want to move beyond standard lighting and start to get really creative.

With over 20 different light shaping tools and accessories, the Bowens range is one of the most diverse available anywhere offering the perfect effect from portraits to fashion, still life to architecture.

light modifiers



120° wide-angle reflector
with umbrella mount

Designed as a spill-kill or to be used with umbrellas, this 15cm (6") reflector has a very wide, even coverage, making it perfect to spread light over broad areas. Its very small diameter creates hard shadows and high-contrast lighting.

BW1885



50° keylite reflector

This is a very high output 24cm (9½") reflector that creates a highly specular result. It's the perfect reflector to be used where maximum light output is required. It's also a superb reflector for bouncing light off ceilings or simply to give the maximum possible depth of field.

BW1886



75° softlite reflector

This 38cm (15") matt-finished reflector is supplied with a double diffuser cap that covers the flash tube and modelling lamp for added softness. It is perfect for portraiture, beauty and small product photography. The diffuser cap can be removed, making it an excellent large-diameter direct reflector.

BW1899



grid diffuser (for softlite)

This is an accessory for the 75° Softlite Reflector that creates a unique lighting effect combining a Perspex outer diffuser with a honeycomb grid in the centre. The Grid Diffuser gives a pool of direct light in the centre, surrounded by soft-diffused light. The ratio between the centre and edge is 3:1 - ideal for portrait applications.

BW1866



high-performance reflector

This 32cm (13") reflector achieves the maximum amount of light output possible, great for lighting large groups and bouncing light off of high ceilings.

The efficient parabolic design delivers a narrow, bright beam of light with intense shadows and high contrast.

A must where sheer power is required.

BW1878



NOTE: All Bowens direct attachment reflectors feature the standard 'S'-type fitting which means they are compatible with all Bowens monolights and generator flash-heads.



40° sunlite reflector

A 43cm (17") white-painted reflector designed to replicate sunlight for photographing items such as architectural models.

The white-painted interior of the Sunlite reflector helps to ensure that an even light is delivered.

BW1868



supersoft 600 diffuser
(for sunlite)

The Supersoft 600 mounts onto the front of the 40° Sunlite Reflector. Its super-large 600mm diameter reflector & unique two-layered diffusion design creates a large, soft light source delivering perfectly round, even catch lights for fashion and beauty shots. The internal baffle is printed with a special light distribution pattern to eliminate hotspots. **BW1884**



65° maxilite reflector

This is a good general-purpose direct reflector with an even coverage and a high light output. Since it has a small 20cm (8") diameter, the light it produces is moderately high in contrast. The stippled surface ensures a smooth and even light distribution.

BW1887



honeycomb grids (for maxilite)

These grids fit on to the front of the Maxilite Reflector and deliver a very tightly controlled pool of illumination, creating a highly efficient spot effect.

BW1891 ⅝" (9.525mm) grid for a wider angle spot effect.

BW1892 ¼" (6.35mm) grid for a narrower angle spot.



gel filter holder (for maxilite)

This handy accessory for the 65° Maxilite reflector simply clips to the front allowing you to use coloured gels and filters for added creativity.

BW2368 Gel/filter holder for Maxilite

BW2364 Set of 12 coloured gels & filters



barn-door and gel holder (for maxilite)

Another useful add-on for the 65° Maxilite reflector. The four-leaf barn-doors allow a greater degree of control over the light spread.

This attachment also incorporates a gel holder allowing the use of the BW2364 gel set for creative lighting.

BW2363

effects reflectors



backlite reflector

With its 20 x 30.5cm (8 x 12") elliptical shape, this reflector produces an oval pool of light that can be used to create a natural vignette on a background or other areas. Two spring clips allow coloured gels to be fitted.

BW2560 backlite reflector
BW2552 set of 12 coloured gels for backlite



basic reflector set

Exceptional value-for-money starter kit containing a reflector, snoot and four-leaf barn door. The efficient 60° reflector is optimised for light spread. The snoot and barn door attachments connect neatly onto the main reflector, providing instant control.

BW1882 basic reflector set
BW1057 set of coloured gels for reflector kit



60° grid reflector

A good general purpose direct reflector with an efficient pebble finish. With its rolled rim and indent, this medium-angle reflector will hold an 18cm (7") grid.

BW1863 grid reflector
BW1865 grid reflector with three grids




set of grids for 60° grid reflector



A set of three grids are available for the 60° grid reflector which offer ⅛" (3.175mm), ⅙" (4.762mm) and ¼" (6.35mm) hole sizes, each with increasingly wide-angle spots of light.

BW1864 set of three grids



universal clip-on barn-doors

These are a must for anyone using direct reflectors. Simply clip to the rim of your reflector to enable the spread of light to be precisely controlled.

BW1869 clip-on barn-doors
(reflector not included)



ringlite converter

Thanks to this unique light modifying accessory, ring-flash style photography is now possible at a fraction of the price. Simply attach the lightweight and portable ringlite converter to any Bowens 'S'-type compatible flash-head, position your camera in the central aperture and go.

BW1790 ringlite converter



fresnel 200 spot attachment



This 200mm Fresnel lens produces a Hollywood-style classic light unique to Fresnel spots. A built-in iris gives very tight control of the light pool, making it ideal for product photography. It is also great for classic portraits and for precise control in commercial work.

BW2914 fresnel 200



multiclip

The multiclip has thousands of uses around the studio. This unique double-ended, swivel-mounted clip can be used for holding diffusers, filters or gobos to light units or for holding reflector cards between your light-source and lens. A 'must-have' for all photographers,

BW1826/A multiclip

using the fresnel 200



Model: Monika Trzpił. www.monika-t.com

Fine art and portrait photographer, Faye Yerbury.

Faye: I really enjoy working with the Bowens Fresnel 200. This modifier is definitely in regular use in the studio, and is the one light modifier that I would not be without.

The set-up for this image was really simple; it's something that anyone can do. I placed a single Gemini 500Pro up high above the model, at a 45° angle. The Fresnel, when used at this angle, allowed me to create those wonderful, deep shadows. The Fresnel is an asset to any studio, it can enhance even the most simple of portraits; you can instantly turn a boring head-and-shoulders style picture into such a romantic feeling shot without even trying.

www.yerburystudio.com

special effects



Specifications
Length: 30.5cm [12"]
Width: 25cm [10"]
Weight: 6.3kg [13.5lbs]

Jetstream Wind Machine
It's not just a fan! The variable speed Jetstream Windmachine is designed to allow precision control over the direction and speed of air-flow on set, making special effects a breeze. It is great for glamour shots and even controlling smoke and fog effects. For maximum gusts, turn the control to full power and you'll send the fan up to 2500 RPM creating 940 Cubic Feet per Minute of controllable wind.


Its extra long remote operating cable enables you to control speed/power levels from up to 3 meters (10') away, so you can go from a light draft to a gentle breeze to an intense bluster and beyond without leaving your camera position. The Jetstream features a 5/8" mount to fit most lighting support stands.

BW2550 Jetstream (230V)
BW2550B Jetstream (117V)



Universal Spot Attachment
This high-quality optical attachment allows the projection of gobos, patterns, masked shapes and cut-outs on the background or onto your subject. It can also be used to tightly light parts of your shot projecting a spot as small as 5cm (2") from a distance of 90cm (3'). The integral gobo holder accepts M-size (6.6cm / 2.6") gobos.

BW1880 Universal Spot Attachment.



Gobo set
This set of M-size gobos features 12 different patterns including stars, hearts, window-light, lightning and cityscape. This collection is designed to fit the universal spot attachment.

BW1879 Set of 12 Gobos.




Many photographers would love to achieve the distinctive ringflash style, but that style can be expensive. Just to get started, you will need an often pricey ringflash as well as a powerpack to use it. Bowens provide a unique solution for price conscious photographers: the 'Ringlite Converter' an innovative device which offers photographers a durable and portable ringflash style light at a fraction of the usual cost.

With the award-winning Ringlite Converter, you won't have to worry about buying additional gear—a special attachment easily transforms your existing Bowens flash heads into ringflash-style lights. Mount your camera using the portrait or landscape brackets and fit the lens through the center aperture to shoot. The Ringlite eliminates stark shadows while creating a softer, more pleasing light than conventional systems, accentuated by striking catchlights in your subject's eyes.



You can even add coloured gels and filters for more creative effects. Shoot singular fashion spreads and portraits; complex tabletop and technical work; interiors and architectural details; or close-up medical and scientific photography. Get professional ringflash effects no matter how tight your budget.

ringlite converter



technical data:

Diameter	21.5cm	[8½"]
Height	35cm	[13¾"]
Width	22cm	[8¾"]
Depth	11.5cm	[4½"]
Mount	'S'-Type Bayonet	
Centre Aperture	10cm	[3¾"]
Angle	55°	
Weight	1.45kg	[3.2lbs]


BW1790 Ringlite Converter.

reflector kits

Light shaping tools are essential for creating images with the ‘wow’ factor, but choosing which accessories to use to achieve that perfect effect can sometimes be daunting.

To make selecting the right accessories easier, Bowens have created four unique lighting reflector kits designed to cover ‘Basic Effects’, ‘Portrait Lighting’, ‘Fashion Lighting’ and ‘Advanced Lighting’.

Now you just need to decide what style of photography you want to achieve and choose the relevant pre-packed and ready-to-go kit from Bowens.



effects reflector kit
This kit includes five professional light shaping tools and accessories designed to compliment basic lighting set-ups by creating special lighting effects.

Contains a Snoot and Four-Leaf Barn Door set supported by a 60° Reflector as well as a Backlite Reflector together with 12 coloured gels and filters.

portrait reflector kit
Contains seven of Bowens most popular lighting accessories for portraiture lighting.

The kit includes a 60x80cm Softbox, a 60° Grid Reflector together with three sizes of Honeycomb Grid as well as a Backlite Reflector with 12 coloured gels and filters & a telescopic Backlight Stand. Finally an 81cm Gold/Silver reflector disc, for adding warmer or cooler tones completes the kit.

fashion reflector kit
The Fashion Lighting Reflector Kit contains six specialist light shaping tools designed to create the very popular high-Key effect.

The kit contains two High-Performance Reflectors for broad high contrast coverage. An ultra-soft beauty dish with a grid diffuser attachment, a 15° Snoot for highlighting detail and a Gold/Silver Reflector Disc for adjusting colour tones.

advanced reflector kit
The advanced Lighting Reflector Kit covers a broad range of lighting scenarios.


The kit contains a 60x80cm Softbox, two Maxilite Reflectors with two sizes of Grid as well as a Four-Leaf Barn-Door Set and a Gel Holder with 12 coloured gels. The kit is completed with an 81cm Gold/Silver reflector disc, designed for easily adding warmer or cooler tones to your images.

BW6650 Effects Reflector Kit

BW6655 Portrait Reflector Kit

BW6660 Fashion Reflector Kit

BW6665 Advanced Reflector Kit



Bowens Gold/Silver Reflector Discs
These innovative, collapsible discs offer two reflector options from one tool.
The disc panels can be flipped or reversed instantly so you always have the right tool on hand.
Reflector Discs are extremely lightweight, easy to use and do not require any assembly. Their carbon-steel frames are welded to withstand rigorous use and provide years of dependable performance.
When not in use, they fold effortlessly into small circles one-third of their open size.

Available in three sizes.
BW3225 81cm [32"] disc
BW3245 107cm [42"] disc
BW3265 122 x 92cm [48 x 36"] Oval

Telescopic Disc Holder
This telescopic arm is universal to take all sizes of Reflector Disc and attaches to any lighting support stand.
BW3275

Bowens Silver/White Umbrellas
These dual-purpose umbrellas feature a white interior surface backed by a removable silver fabric with a black exterior.
This provides a soft but highly efficient bounced light source.

For close-up lighting, the silver/black backing can be removed, allowing you to get closer to your subject by lighting through the umbrella like a softbox.

Available in three sizes.
BW4036 90cm [35"]
BW4046 115cm [45"]
BW4060 140cm [55"]

Don't forget...
BW1885 120° Umbrella Reflector.
(see page 36)





softboxes

Softboxes are a staple tool for studio-based photographers, and thanks to our portable lighting solutions they are increasingly used on location too.

Bowens Softboxes and Wafer lightbanks fit quickly & easily to the front of any Bowens flash unit (or even other brands with our adapter rings) to create a directional very soft and even light.

With nineteen different shapes and sizes available, the Bowens range covers every type of photography from still life and portraiture through to fashion and commercial.

softboxes

The Bowens range of six professional softboxes has been developed to offer photographers the very highest-quality light source at a sensible price.


The silver interior of the softbox together with its shallow construction offers a high degree of efficiency while the translucent front diffuser ensures an even light distribution. For a completely even spread of light each softbox features an internal diffuser* to minimise the possibility of hotspots.

To ensure easy transportation of your softbox for location shoots each softbox comes complete with a simple zip-up carry case. Bowens professional softboxes include the main canopy, a rear cowell, front diffuser, internal diffuser*, and four support rods.

For quick and simple attachment to your Bowens flash lighting the softboxes include a speedring and a Bowens ‘S’-Type Adapter.

Bowens professional softboxes can also be used with a variety of other flash systems by using one of the softbox adapter rings which are available separately.

* Softstrip 100 does not include an internal diffuser.



- a. Softbox 60-80
60cm x 80cm [23½" x 31"]
Rectangular shape perfect for portraiture and product shots.
BW1665 Softbox 60-80.
BW1666 Softbox 60-80 spare front diffuser.
BW1667 Softbox 60-80 spare int. diffuser.

- b. Softbox 80-100
80cm x 100cm [31" x 39½"]
For larger portraits or when a softer light is required.
BW1675 Softbox 80-100.
BW1676 Softbox 80-100 spare front diffuser.
BW1677 Softbox 80-100 spare int. diffuser.

- c. Softbox 100
100cm x 100cm [39½" x 39½"]
Our most most popular size, suitable for a wide range of photography.
BW1680 Softbox 100.
BW1681 Softbox 100 spare front diffuser.
BW1682 Softbox 100 spare internal diffuser.

- d. Softbox 140
140cm x 100cm [55" x 39½"]
Ideal for large group shots as well as room sets and general photography where a very soft light is required.
BW1685 Softbox 140.
BW1686 Softbox 140 spare front diffuser.
BW1687 Softbox 140 spare internal diffuser.

- e. Softstrip 100
100cm x 40cm [39½" x 15½"]
The narrow profile of the strip gives a much sharper cut off, making it ideal for fashion and beauty.
BW1670 Softstrip 100.
BW1671 Softstrip 100 spare front diffuser.

- f. Softstrip 140
140cm x 40cm [55" x 15½"]
Perfect for full length fashion and beauty photography.
BW1690 Softstrip 140.
BW1691 Softstrip 140 spare front diffuser.
BW1692 Softstrip 140 spare internal diffuser.



Bowens Quickring

The original Bowens-designed Quickring is designed to make the assembly (and disassembly!) of any softbox or Wafer lightbank easier than ever.

The advanced design of the Quickring allows the center ring to be released and rotated, this relieves tension on the support rods as the softbox is being assembled. Now broken and bent rods and sore thumbs can become a thing of the past.



Assembling a softbox using the Qucikring couldn't be simpler.

First insert the rods into your softbox, then unlock the adapter ring, insert all four softbox rods into the Quickring, then close to lock the adapter ring back in place and your softbox is assembled - easy!
BW3110

softboxes



Softbox & Wafer adapter rings


Bowens softboxes and Wafer Lightbanks can be used with many other types of flash system simply by changing the inner adapter ring.

- Bowens Adapter (shown)
Bron Pulso Adapter
Comet Adapter
Dynalite Adapter
Genesis/Elinchrom Adapter
Hensel Adapter

- RD6210**
BW1959
RD6250
RD6255
BW1957
BW1997

- Multiblitz P Type Adapter
Multiblitz V Type Adapter
Norman 2000/4000 / Lumadyne
Photogenic Adapter
Profoto Adapter
Speedotron Adapter
White Lightning Adapter

- BW1961**
BW1956
RD6225
RD6265
BW1975/A
RD6220
BW1955



Octo150
Diameter: 150cmØ [5'Ø]
Depth: 75cm [2½']
Weight: 6.4kg [14lbs]

BW1650 Octo 150

The Bowens Octo150 is a unique large soft box which offers several unique features that are particularly of advantage to portrait photographers.

Unlike other large octagonal softboxes available on the market, Bowens Octoboxes feature a perfectly round front diffuser for perfectly round catch lights, which are cleaner and more pleasing than their multi-sided counterparts. Another difference is how your flash unit is mounted inside the Octobox, facing the rear

- away from the subject. This offers two distinct advantages over traditional softboxes. Because there are no extra layers of diffusion fabric between the light source and the front diffuser, it is a remarkably efficient softbox and can be used with a relatively small flash, such as a Gemini 500.

The other significant advantage of this design is the evenness of illumination on the front cloth. The interior silver and white surfaces have been designed to ensure optimum evenness of light.

Because the light is so even, it can be used close to the subject to produce maximum softness as well as maximum light output.

Assembling the large Octo150 is easy. Simply insert the support rods into the adaptor ring then zip up the two side zips to create the octobox. At last a big softbox that can be assembled, and disassembled, quickly and easily.

The Octo150 comes supplied with a travel bag for easy transportation.

octo150

octo90



Just like its bigger counterpart the Bowens Octo90 is a large octagonal softbox designed to create a perfectly round pool of beautiful soft, diffused light.

The 90cm (3') diameter of the Octo90 makes it ideal for smaller studios who need a big beauty light but don't have room for large parabolic reflectors. Thanks to the easy to assemble zip-up design of the softbox and its small disassembled size, the Octo90 is also perfect for location work

The unique round diffuser creates aesthetically pleasing catchlights making this the perfect beauty softbox and the softness and evenness of the light means the Octo90 can be used from large lighting setups to close in to the subject with no loss in the quality of light.

Because the flash unit is mounted facing the rear of the softbox there is no hot-spot on the front diffuser - the light is bounced from the rear of the Octo90 to create a remarkably soft and even light.

To assist with creating perfect skin tones in beauty work and portraiture, the Octo90 comes supplied with two removeable inner tone reflectors, one gold and the other silver and gold - use in conjunction with the large silver interior of the softbox for amazing skin tones.

To assemble the Octo90, insert the support rods into adaptor ring, then zip-up the side panels and secure in place with the fastening tabs - fast and simple.



octoboxes

Octo90
Diameter: 90cmØ [3'Ø]
Depth: 75cm [2½']
Weight: 4.7kg [10lbs]

BW1640 Octo 90

wafer light banks

Why choose a Wafer Light Bank?

- Three reasons -
- **light quality**
 - **function**
 - **design.**

The Wafer quickly changes to meet the differences in lighting style and taste required by individual photographers and variations in specific subjects.

Wafer is created to match "your way", to be as flexible as possible to meet your unique and changing needs and with 13 shapes and sizes in the versatile Wafer range - there is guaranteed to be one to suit.

The Wafer is probably the most innovative light bank on the market, producing a beautiful quality of light and offering a degree of control unmatched by similar products. Its range of shapes and sizes is almost as big as its range of accessories, making the Wafer suitable for a variety of work in all disciplines.

Wafer light banks produce a crisp, smooth quality of light while their narrow profile and silver/white interiors with two interchangeable graduated inner baffles deliver unparalleled flexibility and control.



Portrait Wafers
Available in five sizes



Strip Wafers
available in three sizes



Hexagonal Wafers
Available in three sizes

The Wafer design is supplied with two internal Mylar baffles or screens, each printed with a special pattern to ensure the light distribution on the front cloth is absolutely even over its entire surface. These baffles also assist in controlling the colour temperature: one is white and gives a slightly warm tone, the other is blue for more neutral tones.

The front cloth of the Wafer is recessed to help control light spill. The resulting internal edge has a hook-and-loop lining, allowing an accessory honeycomb to be fitted to the front for additional directional control.

The Wafer is supplied in a stowage pouch for convenient portability and includes the flash adapter speed ring. Brand-specific flash adapter rings are available for every leading studio lighting system.

Wafers are available as Rectangles, which are by far the most popular and versatile. Hexagonal Wafers are especially good for portraiture whilst the Strips, which produce much sharper cut-off, are popular with fashion photographers.

Strip Wafers

Wafer Strip 100
100 x 38 x 25cm [39% x 15 x 9%"]
Ideal where more contrast and a sharper edge to the shadows is required.
BW1180 Wafer Strip 100

Wafer Strip 140
140 x 35 x 50cm [55 x 13% x 19%"]
For longer coverage than the 100 Strip.
BW1181 Wafer Strip 140

Wafer Strip 200
200 x 70 x 62cm [78% x 27% x 24%"]
Full-length fashion with hard-edged lateral contrast. Good overhead light source to separate subjects from background.
BW1184 Wafer Strip 200

All Strip Wafers are supplied with one full-width and one half-width front diffuser. The half-width diffuser provides an even sharper cut-off and harder edge to the shadows.

Flash and Light Head Adaptor Rings

Wafer soft boxes can be used with most major studio lighting systems. Simply attach the appropriate adaptor to the mounting rings supplied. (As listed on page 47)

* Wafer Lightbanks are distributed in North America as Plume Wafer.

Hexagonal Wafers

Wafer Hex 100
100 x 70 x 30cm [39% x 27% x 12"]
Ideal for single head-and-shoulder portraits or for greater contrast on ¼-length shots and fashion.
BW1195 Wafer Hex 100
BW1194 Oval Front Diffuser

Wafer Hex 140
140 x 95 x 37cm [55% x 37% x 14%"]
For single portraits or small groups where a natural vignette is required.
BW1182 Wafer Hex 140
BW1185 Oval Front Diffuser

Wafer Hex 180
180 x 135 x 52cm [70% x 53% x 20%"]
A broad beautiful light for almost any subject. great for larger groups.

BW1183 Wafer Hex 180
BW1186 Oval Front Diffuser

Portrait Wafers

Wafer 56
56 x 25 x 28cm [22 x 9% x 11"]
Here is a compact soft box for small still life, either as a main or rim light. It can also be used as a great hair light.
BW1894 Wafer 56

Wafer 75
75 x 50 x 28cm [29% x 19% x 11"]
This medium-sized soft box is great for still life, single portraits or for more contrast lighting in larger sets.
BW1895 Wafer 75
BW1196 Oval Front Diffuser
BW1160 Honeycomb Grid

Wafer 100
100 x 75 x 35cm [39% x 29% x 13%"]
Our most popular size, this soft box is suitable for full-length portraits, small groups and product illustration. Still compact enough for location.
BW1896 Wafer 100
BW1977 Oval Front Diffuser
BW1161 Honeycomb Grid

Wafer 140
140 x 100 x 50cm [55% x 39% x 19%"]
For full-length portraits and fashion, also good for larger sets. This unit is extremely soft because of its size.
BW1897 Wafer 140
BW1197 Oval Front Diffuser

Wafer 200
200 x 140 x 65cm [78% x 55% x 25%"]
An enormous soft light that is still lightweight enough to hang on Hi-Glide tracking or boom arms, the Wafer 200 is beautiful for full-length work, group portraits and large products.
BW1898 Wafer 200

Wafer Accessories

Oval Diffusers
A translucent fabric diffuser with black oval mask that converts rectangular lightbanks into ovals. Perfect for those shots where a rounded highlight or catchlight is desirable.

Wafer Honeycombs
A lightweight, aluminium honeycomb on a frame is fitted into the recess at the front of the Wafer lightbank. Ideal for product photography, giving a soft, controllable pool of illumination.



lighting support

The world's best lights deserve the world's best support.

Bowens Light Support Stands and Booms represent exceptional value for money.

Constructed from black aluminium for a sturdy, attractive and non-reflective appearance.

Bowens stands feature high-quality aluminium locking clasps, rather than plastic, to ensure ultimate stability and maximum safety.

lighting support stands



Backlight Stand



Handy Stand



Compact Stand



Portable Stand



Heavy-Duty Stand

The very smallest of the Bowens light stands, allowing you to place your lights very nearly on the floor at just 7cm from the ground or up to a maximum height of 85cm.

Max Height	85cm	[34"]
Min Height	7cm	[3"]
Closed Length	45cm	[18"]
Weight	3kg	[6.6lbs]
Order Code	BW6600	

Designed to be lightweight and small enough for portability and durable enough to withstand the rigours of studio and location work. Included in GM200 & 400 kits.

Max Height	225cm	[6'4"]
Min Height	82cm	[32"]
Closed Length	85cm	[33"]
Weight	1.4kg	[3.1lbs]
Order Code	BW6605	

This portable and lightweight entry-level light support stand is our best seller and is included in Bowens Gemini 'Classic', 'R' and 'Pro' lighting kits.

Max Height	305cm	[10']
Min Height	83cm	[33"]
Closed Length	86cm	[34"]
Weight	1.7kg	[3.8lbs]
Order Code	BW6610	

A superb all-purpose light support stand, essential when extra height is needed, it reaches 11¼' (355cm) and closes to 39" (100cm).

Max Height	355cm	[11¼']
Min Height	97cm	[38"]
Closed Length	100cm	[39"]
Weight	1.8kg	[3.9lbs]
Order Code	BW6615	

This ultra-durable and sturdy support stand easily withstands the demands of a busy studio.

Max Height	397cm	[13']
Min Height	112cm	[44"]
Closed Length	115cm	[45"]
Weight	2.4kg	[5.3lbs]
Order Code	BW6617	



Bowens booms feature a parallelogram design that makes it easy to precisely raise or lower lights without changing the angle of light in relation to your subject.

For precise control, the head extension offers rotation up to 360° for unlimited directional control. All angle movements are controlled by a handle located at the pivot point, making it easy to see exactly how the light falls on the subject.

The sliding counterweight system easily adjusts for different sizes of lights and boxes.

Just slide the weight bags to create the perfect balance and lock them securely. Once you have the balance set for your light source, there is no need to lock the boom into position, simply raise or lower the light to the height required and let go. The boom stays put without locking, clamping or cranking.

The minimized length of the counterweight section makes this the perfect boom for smaller studios.

The boom assembles in just minutes and requires no tools.

light booms

Boom Accessories

18" (46cm) Head Extension	RD1219	12lbs. (5.5kg) Weight Bag (empty)	RD1290
24" (61cm) Head Extension	RD1225	15lbs. (6.8kg) Weight Bag (empty)	RD1295
30" (76cm) Head Extension	RD1231	Vertical Light Mount Stud (½" or ¾")	RD1280
48" (122cm) Head Extension	RD1249	Thumbscrews (set of four)	RD1330



Compact Boom

Great for location & tabletop photographers. Measures only 132cm (52") long with a reach of 81cm (32").

Supplied with a counterweight bag, suitable for up to 6.8kg (15lbs) of weights, and accepts optional head extensions of 46cm (18"), 61cm (24") and 76cm (32"). Measures 1m (38") unassembled, weighs 4kg (9lbs) and mounts onto any cine-type light stand with a ½" female socket.

RD1100 Compact Boom



Standard Boom

Perfect large sets and low angles. Features calibrated angle indicators on the height and rotating head movements. Measures 2.9m (9½') overall, has a 1.8m (6') reach with a standard 46cm (18") head extension and is supplied with two unfilled counterweight bags.

For longer reach, 61cm (24"), 76cm (30") and 122cm (48") head extensions are available. Measures 1.5m (60") unassembled and weighs 7kg (16lbs).

RD1200 Standard Boom

cases & bags



Rolling Kit Case

The Bowens Deluxe Rolling Kit Case is designed to take a variety of Bowens Gemini lighting kits.

Simply adjust the padded dividers with their velcro style fasteners.

This case features more padding than before to protect your strobes in transport and also features wheels at one end to make moving your Gemini kits a breeze.

Specifications:

Length:	102cm [40½"]
Width:	28cm [11"]
Height:	26cm [10¼"]
Weight:	5.4kg [11.9lbs]

Order Code:

BW1066B Bowens Rolling Kit Case



The Gimlet

Bowens has teamed with Crumpler®, to create a funky & tough lighting kit bag. The Gimlet kit bag is constructed from a blend of weatherproof materials built for comfort and durability.

The large main compartment includes three dividers which can be easily positioned wherever you need them for lights or Travelpak. The two side compartments can accommodate lighting support stands or tripods.

Specifications:

Length:	108cm [42½"]
Width:	46cm [18"]
Height:	30cm [12"]
Weight:	6.2kg [13.6lbs]

Order code:

BW1070 The Gimlet Kit Case

CRUMPLERFIED



Trolley Case

The Bowens Trolley Case has been designed to make transporting a complete two-light kit convenient and easy. The well-padded large internal compartment can be configured to accommodate most photographic equipment using the seven padded, adjustable internal dividers. The whole case is easily transported by inserting the tough trolley which features a telescopic handle and large durable wheels which are spaced to ensure stability on the move.

Specifications:

Length:	103cm [40½"]
Width:	28cm [11"]
Height:	26cm [10¼"]
Weight:	5.6kg [12.3lbs]

Trolley

Weight:	1.4kg [3lbs]
---------	--------------

Order Code:

BW1069B Trolley Case



Kit Holdall

The Bowens kit holdall is a compact and convenient way of transporting small lighting kits together with stands and softboxes.

Specifications:

Length:	89cm [35"]
Width:	32cm [12½"]
Height:	18cm [7"]
Weight:	2.0kg [4.4lbs]

Order Code:

BW4052 Kit Holdall



Stand Bags

Transport your lighting support stands from studio to location with ease.

Specifications:

	Short Bag	Long Bag
Length:	86cm [40¾"]	98cm [40"]
Width:	22cm [11"]	22cm [11"]
Height:	15cm [10¼"]	18cm [10"]
Weight:	526g [1.15lbs]	544g [1.2lbs]

BW4064 Short Stand Bag

BW4054 Long Stand Bag



continuous lighting

Continuous lighting is becoming ever more popular in working studios and even in design houses and marketing departments.

Bowens have developed a range of low-cost continuous lighting systems which are perfect for, not only, product and still life photography but are also ideal for video use too.

The Bowens Streamlite and Studiolute systems are cool-running fluorescent lights; meaning they produce only minimal heat making them perfect for shooting anything from flowers and food to people.


streamlite



Specifications:
Power 3 x 30W
Lamp BW3457 (230V)
BW3458 (117V)
Diameter 414mm [16¼"] inc reflector
Depth 325mm [12¾"] inc reflector
Weight 1.95kg [4.3lbs] inc reflector

Streamlite 330
For a constant stream of beautiful daylight-balanced light the Streamlite is the perfect choice.
The ultimate point and shoot light, simply switch on and the three 30W fluorescent bulbs, combined with the detachable white reflector, deliver a wide spread of directional sunlight. The 5600K (±300K) lamps mean no more time consumed on your camera white balance to eliminate the blue or green hues usually associated with fluorescent light.

The 7,000 hour, cool-running, lamps deliver a soft, even light output equivalent to 330W of tungsten light, ideal for situations where the subject matter can be adversely affected by high levels of heat, such as food, or even close-up portraiture.
The Streamlite is supplied with an elasticated diffuser to create an even softer light.
Order Codes:
BW3450 Streamlite 330 (230V)
BW3455 Streamlite 330 (117V)



Specifications:
Power 5 x 30W
Lamp BW3457 (230V)
BW3458 (117V)
Diameter 460mm [18"] inc reflector
Depth 335mm [12¾"] inc reflector
Weight 2.8kg [6.2lbs] inc reflector

Streamlite 530
The Streamlite 530 is the 'Big-Easy' of continuous lighting. Five independently controlled spiral lamps make large creative lighting setups a breeze.
Featuring the same cool-running, long-life lamps as the smaller Streamlite, two additional bulbs mean a total output equivalent up to 550W of tungsten lighting. The unit has five switches on the back so that the lamps can be switched on or off in any configuration required.

The detachable reflector, with it's brilliant white surface, comes supplied with an elasticated diffuser which fits quickly and easily on the front for a wide, soft and even light spread.
With its broad daylight balanced light, the Streamlite is the next best thing to the Sun.
Order Codes
BW3460 Streamlite 530 (230V)
BW3465 Streamlite 530 (117V)



Great for food shots.

Streamlite 330 Kit
The Streamlite 330 Kit is the perfect portable table-top studio - ideal for product shots, still life and portraits.
The Streamlite 330 Kit contains two Streamlite 330 lights, each fitted with three low-energy, daylight balanced fluorescent lamps. These highly efficient lamps make each Streamlite 330 as bright as a 330W tungsten lamp. The lights are supported by two portable, foldaway, three section stands.

Streamlites run at low temperatures an so are safe to use even when shooting subjects that are easily affected by heat such as food, flowers and people.
If you want to shoot perfect still life pictures then nothing is simpler or more effective than the Bowens Cocoon. This semi-rigid light tent will give perfect soft, reflection-free lighting for every subject. The Cocoon is made from four translucent diffuser panels that simply zip together.



The Cocoon features three shooting holes so subjects can be shot from many different positions, enabling you to remove unsightly highlights and distracting reflections.
The cocoon is supported by a portable, foldaway stand for quick setups perfect for small studios where space it at a premium.
Order Codes
BW3470 Streamlite Kit (230V)
BW3475 Streamlite Kit (117V)

streamlite kit



Ideal for product photography.

Streamlite 330 Kit contents:
■ 2 Streamlite 330 Complete with lamps and diffusers.
■ 2 Foldaway Support Stands
■ 1 Cocoon 70 Light Tent
■ 1 Cocoon Support Stand.
Accessories
BW3457 30W 5600K Lamp (230V)
BW3458 30W 5600K Lamp (117V)
BW3456 Replacement 330 Diffuser
BW3466 Replacement 530 Diffuser

studiolite lightbanks



The lightweight and robust, Studiolite lightbanks are tailored to meet the needs of both digital photographers and video studios.

The highly efficient reflector design maximises the available light and creates a remarkably even light spread.

The stylish thermal design and ventilation of the Studiolite ensures very cool running, maintaining colour temperature and light output over long periods of operation.

Studiolites feature easily replaceable, lamps that have a money-saving 10,000+ hour life, and come in a choice of light output and colour temperature.

The Studiolite is dimmable and incorporates a 100KHz electronic ballast to ensure flicker free operation.

For the widest choice in lighting situations Bowens have developed a comprehensive range of light control and shaping tools which includes everything from detachable grids, softboxes, intensifiers and barn door attachments.

Order Codes:
BW4400 Studiolite SL455 (230V)
BW4401 Studiolite SL455 (117V)
BW4410 Studiolite SL855 (230V)
BW4411 Studiolite SL855 (117V)

Specifications:	SL455	SL855
Light Source	4 x 55W	8 x 55W
Dimming	40-100KHz	40-100KHz
Height	40cm [15¼"]	67cm [26¾"]
Width	65cm [25½"]	65cm [25½"]
Depth	12cm [4¾"]	12cm [4¾"]
Weight	5.0kg [11lbs]	8.6kg [19lbs]
Performance (Lux)	SL455	SL855
@1m	5200	10000
@2m	1400	2800
@3m	650	1300
@4m	350	700

Studiolite Starter Kits

Studiolites are also available as handy starter kits.

Each kit includes either an SL455 or SL855 Studiolite unit together with a set of four barn-doors for the top, bottom and sides as well as a complete set of 5400K fluorescent tubes.

Order Codes:
BW4500UK Studiolite SL455 Kit (230V)
BW4500US Studiolite SL455 Kit (117V)
BW4510UK Studiolite SL855 Kit (230V)
BW4510US Studiolite SL855 Kit (117V)

Studiolite Lamp Sets



Choose the perfect light for your shot. Each set of Studiolite lamps contains four 55W fluorescent lamps.

Daylight
55W. CRI: >90RA. Lumens: 3000.
BW4460 5400K Lumilux lamp set.

Warm White
55W CRI: >90RA. Lumens: 3000.
BW4461 3000K Lumilux delux lamp set.

Cool White
55W CRI: >90RA. Lumens: 3800.
BW4462 4000K Lumilux lamp set.


Warm White
55W CRI: 90RA. Lumens: 3800.
BW4463 3000K Lumilux lamp set.

Daylight (HMI Style)
55W CRI: 80RA. Lumens: 4800.
BW4464 5600K Lumilux lamp set.

Tungsten Style
55W CRI: 80RA. Lumens: 4800.
BW4465 3200K Lumilux lamp set.

studiolite accessories


Side Barn-Doors



For use with the top & bottom barn-doors, these adjustable Side Barn Doors can be used to maximise the available light to create a remarkably even and efficient light spread.

BW4451 SL455
BW4452 SL855

Top & Bottom Barn-Doors



One of the most essential accessories for the StudioLite, the Top and Bottom Barn Doors fit both the SL455 & the SL855. These Barn Doors are used to reflect or control the spread of light.

BW4450

Soft Corner Set



For the SL455 and the SL855. Attaches to top & bottom barn-doors and side barn-doors to create a tight corner preventing light spill and achieving more precise control of light spread. (Set of 4).

BW4453

Softbox Kit



Designed for the SL455, this softbox kit fits neatly onto the front of the Studiolite creating a soft even light. The diffuser is removable for when an intense direct light is required.

BW4457

studioliite accessories



Fabric Diffuser

This Fabric Diffuser has been designed for use with the SL455, simply place over the top of the assembled Intensifier Ends and Top & Bottom Barn Doors for a softer, more pleasing light.
BW4441




Octagonal Diffuser

For an even, soft lighting effect. This simple-to-assemble fabric diffuser is designed to fit an SL855 unit with Barn Doors, Side Barn Doors and Soft Corners attached.
BW4442



Intensifier Ends

To be used with the Top and Bottom Barn doors. Intensifier Ends are a very high output reflector that can combined with the Honeycomb Grid for more controlled lighting.
BW4454 SL455 Intensifier Ends
BW4458 SL855 Intensifier Ends



Grids for Intensifier Ends

This honeycomb grid simply mounts onto the front of a Studioliite unit fitted with Intensifier Ends and Top and Bottom Barn Doors.
BW4455 SL455 - 30° Grid
BW4459 SL855 - 30° Grid



Gel/Filter Rails

Studioliite Gel Rail accessory for the SL455 and the SL855, simply attaches to the top and bottom of the StudioLite to allow you to place a Honeycomb Grid or gel filter directly in front of the light source.
BW4440



Grids for Gel Rails

To create a more direct, precision controlled light. Simply mount onto the front of an SL455 unit fitted with Gel/Filter Rails.
BW4443 SL455 - 30° Grid



Cocoon

A simple, time-saving innovation that makes lighting still-life objects easy.

The Cocoon is a plastic cove made up of four translucent diffusion panels fastened together with zips for easy assembly and storage. It features three photo portholes so you can shoot your product from overhead, at a 45° angle, or horizontally. Unlike perfectly even boxes, the Cocoon eliminates the blooming of digital highlights.

Specifications:		
	Cocoon 70	Cocoon 130
Width:	43cm [17"]	86cm [33½"]
Height:	50cm [19¾"]	100cm [39¾"]
Depth:	70cm [27½"]	140cm [55"]
Weight:	2.8kg [6.1lbs]	11kg [24.2lbs]

Order Codes:
RD1600 Cocoon 70
RD1605 Cocoon 130



Fabric Cocoon 80S

The Bowens Fabric Cocoon is a simple, lightweight, collapsible cube constructed with a translucent fabric that makes it possible for you to light your subject from any angle.

For an even more seamless picture a simple matching fabric insert is included to provide a flawless horizon behind your chosen item. Easy zip access enables you to place or move your subject with ease.

Specifications:	
	Cocoon 80S
Width:	80cm [31½"]
Height:	61cm [24"]
Depth:	58cm [22¾"]
Weight:	1.2kg [2.6lbs]

The Cocoon 80S also incorporates a 20cm (8") slot to insert your camera lens when you're ready to shoot.

The cocoon collapses down to 35.5cm x 5cm (14" x 2") and fits neatly into a handy pouch for easy storage and transport.

Order Code
RD1608 Fabric Cocoon 80S



Hi-Glide

studio rail system

The working studio is a busy place...
Photographer, models, props and subjects are
competing for space with cameras, tripods, lighting
stands and cables.

Bowens Hi-Glide can transform even the smallest of
studios into an effective and creative shooting
environment.

Hi-Glide not only increases your shooting space
but also improves safety by reducing the risk of
injury or damage to you, your customers and your
valuable equipment.

hi-glide rail system

Remove the need for lighting stands and trailing wires.
The Hi-Glide Studio Rail System increases your shooting space and transforms your studio into an efficient working environment.

As well as creating a better working environment Hi-Glide also provides incredible lighting flexibility.

All your lights, accessories, powerpacks and backdrops can all be suspended and positioned exactly where you need them; making the best use of your studio space.

Moving rails allow for quick and easy horizontal positioning while the wide range of adjustable mountings and extension tubes provide full vertical height control.

Locking devices hold everything in place so there is no chance of disturbing your carefully created lighting set-ups.

Hi-Glide can be used in just about any studio with a wide range of accessories to ensure that you can create a set-up that will be perfect for your studio.



Are you Hi-Glide compatible?

First, check whether you have enough clearance height for Hi-Glide to be effective. It is recommended to have a minimum floor-to-ceiling height of 2.8m and ideally 3.5m as the optimum height.

If you satisfy both of these requirements then, congratulations you are Hi-Glide ready.

Second, check the ceiling is going to be strong enough to support the weight. Remember that it will have to carry the combined weight of the rail system and all of your equipment.

The Design.

You will need a minimum of two fixed/static rails which will be attached parallel to each other on the ceiling. These should be placed approximately 1.8m apart so that the moving rail(s), when placed at 90° to the fixed rail, have up to 60cm overhang at each end. If the fixed rails are too far apart the moving rail(s) will only be able to move at right angles to the fixed rails.

For larger spaces, three or more fixed rails can be used; Three fixed rails are recommended when using 4.5m moving rails.

Consider where you will want to place your lights when drafting your design.

You may want to always shoot in the same position, or though the flexibility of Hi-Glide, create more adventurous set-ups.

If you draw a plan of your shooting space you can start to design a system that will be right for your needs. Remember that moving rails can move beyond the fixed rails so you will gain shooting space beyond them.




Step one ^(Rails)

You should have an idea of how long the rails will need to be for your studio.

If you need longer rails, the fixed rails can always be extended using Rail Joining Plates (BW2633). Moving rails cannot be extended.

At every point where a fixed rail crosses a moving rail you will need a Double Carriage (BW2603) and for stability it is recommended that you use at least one Double Carriage with Brake (BW2620) on each moving rail.



Step two ^(Fixings)

It is very important that you use the correct fixings for your ceiling, and that you use enough of them to safely support the weight of the Hi-Glide system and all the equipment being supported.

Always attach to a load bearing part of the structure (wall or ceiling). If the ceiling height is too high, use the Drop Supports to lower the height of the fixed rails so that they are at a correct level. It is important that the fixed rails are level when secured or the moving rails will not stay in position.



Step three ^(Rail Attachments)

You will have decided how many items you are going to hang from the rails. Everything will need a carriage to mount it onto the rail. For lighter weight items use a Single Carriage (BW2604), for heavier items the 6 Wheel Carriage (BW2628) will allow for easier, more fluid movement.

To add items after your Hi-Glide has been installed, you can use the Addalite Carriage (BW2660) which can be fixed to a rail without dismantling the whole system.



Step four ^(Attaching Lights)

If your lights are always at the same height then a fixed Length Extension Tube can be used along with an additional Adaptor Spigot (BW2652). The Litelift Pantographs allow lights to be easily raised and lowered. Each Litelift is supplied with type 1 & 2 springs, if the item you are mounting weighs more than 5.4Kg you will need additional stronger type 3 & 4 springs.

If you plan to use heavy accessories on your lighting a Centre Of Gravity Bar (BW2622) can be used to adjust the weight balance.

hi-glide system (Rails, Clamps & Brackets)

Support Rails



Hi-Glide Support Rails are manufactured from structural grade aluminium ensuring a strong, lightweight system. (Rails are supplied in pairs).

- BW2656** Rail 2m [3.5kg per rail]
- BW2600** Rail 3m [5.5kg per rail]
- BW2601** Rail 4.5m [8kg per rail]


Universal Fixing Bracket



The Universal Fixing Bracket is a full set of brackets, rail clamps and fittings to attach rails to a flat or vertical surface either parallel or at right angles to the rail.

- BW2605** Universal Fixing Bracket [600g]


Short Fixing Bracket



For fixing rails to flat ceilings.

- BW2629** Short Fixing Bracket [227g]


Rail Wall Mounting Bracket



This allows a single rail to be mounted from a wall.

- BW2642** Mounting Bracket [1.2kg]

Triple-Rail Wall Mounting Bracket



Up to three rails can be simultaneously connected for mounting perimeter curtains & cycloramas..

- BW2646** Triple Mounting Bracket [2kg]


Back-to-back Clamp



The Back to Back Clamp is used for mounting rails at 90° to the fixing bracket or to each other.

- BW2632** Back-to-back Clamp [374g]

Rail Joining Plate



The Joining Plate is used to increase the length of fixed rails or to join together a perimeter track.

The Joining Plate cannot be used to lengthen moving rails

- BW2633** Joining Plate [314g]


Fixed Rail Clamp with Spigot



This clamp with spigot is used to attach items to the rail system that will not be required to move.

- BW2635** Fixed Rail Clamp [275g]

Adjustable Girder Clamp



The Adjustable Girder Clamp attaches rails to girders (RSJ or I Beams) with widths from 6 to 20cm.

(Can be used with BW2632 Back-to-back clamp).

- BW2650** Adjustable Girder Clamp [1.5kg]

Fixed Length Drop Ceiling Support



The fixed length Drop Ceiling Supports allow the rails to be fixed at the correct height for effective operation.

(We recommend 3.5m from the floor).

- BW2661** 30cm Drop Ceiling Support [800g]
- BW2662** 60cm Drop Ceiling Support [1.2kg]
- BW2663** 100cm Drop Ceiling Support [1.8kg]

Adjustable Drop Ceiling Support



Designed to be used when ceiling height is uneven or when mounting the Hi-Glide through false or suspended ceilings which would not be able to support the weight.

- BW2666** 30-40cm Adjustable Support [1.2kg]
- BW2667** 50-60cm Adjustable Support [1.4kg]
- BW2668** 100-110cm Adjustable Support [2.2kg]

Scaffold Clamp



The Scaffold Clamp allows rails to be mounted parallel to a standard scaffold pole.

(Can be used with BW2632 Back-to-back Clamp)

- BW2626** Scaffold Clamp [502g]

hi-glide system (Carriages)

Double Carriage



The Double Carriage allows two rails to be attached while still allowing full movement between them.
BW2603 Double Carriage [392g]

Double Carriage with Brake



The Double Carriage with Brake will stay locked in position and should be used at least one per rail to rail connection to ensure rails stay in their desired position.
BW2620 Braked Double Carriage [400g]

Single Carriage



The Single Carriage allows equipment to be attached to the rails.
BW2604 Short Fixing Bracket [400g]

Cable Transfer Runners



Cable Transfer Runners carry the cable along the rails. (pack of five)
BW2607 Cable Transfer Runners [130g]

Six-Wheel Single Carriage



For heavier items, the Six Wheel Carriage ensures smooth operation.
BW2628 Six-Wheel Single Carriage [410g]

Six-Wheel Single Carriage with Brake



A braked version of the smooth running Six-Wheel Carriage ensures that your lights stay in their set position.
BW2648 Braked 6-Wheel Carriage [600g]

Addalite Carriage



This specially designed carriage can be subsequently added to the rail without removing the rail end stops.
BW2660 Addalite Carriage [399g]

Top-Running Cable Carriage



This transports cables along the top of the rail rather than hanging beneath.
BW2681 Top Cable Carriage [175g]

hi-glide system (Pantographs & Accessories)

Standard Litelift Pantograph



The LiteLift extends from 34cm (minimum) to 189cm (maximum) and includes two compensator springs, safety cable and a spring removal key.
BW2608 Standard Litelift [4.4kg]

Pantograph Springs



Springs ensure that the Litelifts hold their desired position. Higher numbered springs support greater weights. Springs can be used individually or in pairs.
BW2610 Type 1 Spring [200g]
BW2611 Type 2 Spring [400g]
BW2612 Type 3 Spring [400g]
BW2613 Type 4 Spring [400g]

Short Litelift Pantograph



The short LiteLift has a minimum extension of 28cm and has a maximum of 121cm and is designed for lower ceiling heights. Supplied with two compensator springs, safety cable and spring removal key.
BW2608/S Short Litelift [3.4kg]

Extension Tubes



Extension Tubes connect directly to the 5/8th spigot on carriages or below the Litelift for longer drops.
BW2615 30cm Extension Tube [400g]
BW2616 60cm Extension Tube [600g]
BW2617 90cm Extension Tube [1kg]

Which Springs to use:

The type of spring you will need to combine with the Litelift pantograph will depend on the weight of the equipment you are attaching to it.


Use this table to ensure you have the correct spring combination to safely support your equipment.

Weight (kg)	Spring Combination
1.8 - 2.7kg	1 of Type 2
2.7 - 3.6kg	2 of Type 1
3.6 - 5.4kg	1 of Type 1 & 1 of Type 2
5.4 - 7.3kg	2 of Type 2
7.3 - 8.2kg	1 of Type 3 & 1 of Type 2
8.2 - 9.0kg	1 of Type 3 & 1 of Type 4
9.0 - 10.0kg	2 of Type 4
18 - 20.0kg	4 of Type 4

You can use up to four springs on each litelift pantograph.
Example:
If the lighting equipment you are attaching to the litelift weighs 15.4kg. You would need to use two 'Type 4' springs (9.0 - 10.0kg) and two 'Type 2' springs (5.4 - 7.3kg).


hi-glide system (Accessories)

Centre of Gravity Bar



Some large accessories such as softboxes or spotlights may have a different centre of gravity that can distort the Litelift. Using the COG Bar restores the centre of gravity to the correct position.
BW2622 Centre of Gravity Bar [600g]

Background Paper Carrier



A pair of hooks to carry up to three rolls of background paper on a moving rail.
BW2649 Background Carrier [1.8kg]

Curtain Runners



Use these to connect curtains, canvas or muslin background cloths directly to the Hi-Glide rail.
BW2634 Curtain Runners [444g]


Quadx Hi-Glide Bracket



Enables you to mount a Quadx onto a Hi-Glide system away from the floor creating more studio space and helps to remove potentially dangerous trailing power cords.
BW7680 Quadx Bracket [2.4kg]

hi-glide system (Accessories)

Cable Fixing Kit




Tool and set of 10 bands to attach mains cables to the outside of Litelift Pantographs and Cable Transfer Runners.
BW2618 Small Band Kit [27g per pack]
BW2625 Large Band Kit [29g per pack]

Set of End-Stops



A set of End Rail Stops. Includes eight end stops plus all necessary screws and bolts.
BW2606 End Stops [74g]

Adaptor Spigot



This converts the female end of the Extension Tubes or Litelift Pantographs to a male spigot for attaching lighting units.
BW2609 Adaptor Spigot [86g]

Spring Adjustment Key



A Spring Removal Key should always be used when altering the tension of a spring when attached to a Litelift.
BW2614 Spring Adjustment Key [50g]

Safety Cable




A single Safety Cable should be used for all connections on Hi-Glide system; lights to pantographs, pantographs to carriages, carriages to rails etc.
BW2619 Safety Cable [57g]

Spring Retaining Clip



Spare Retaining Clip for securing springs to Litelift pantographs.
BW2699 Spring Retaining Clip [16g]

hi-glide starter kit



Here is an easy way to get started with the Hi-Glide system.

This set contains everything (except rails) to create a three head Hi-Glide system. It is also a good basis for many other Hi-Glide configurations and is great for most small to medium sized studios.

Kit contains:

- A.** 6 of BW2629 Short Fixing Bracket.
- B.** 2 of BW2603 Double Carriage.
- C.** 2 of BW2620 Double Carriage with Brake.
- D.** 3 of BW2604 Single Carriage.
- E.** 3 of BW2608 Litelift Pantograph (inc springs, safety cable, spigot & cable fixings).
- F.** 5 of BW2607 Cable Transfer Runners

BW2630A Hi-Glide Starter Kit (excluding rails)

See page 70 for details on Hi-Glide rails.

index

Battery System

Travelpak Accessories	19
Travelpak Battery system	18

Cases & Bags

The Gimlet	56
Holdall Kit Case	57
Rolling Kit Case	56
Trolley Case	57

Continuous Light

Light Tents	65
Studiolite Accessories	63
Studiolite Fluorescent Light Banks	62
Streamlite	60
Streamlite Kit	61

Direct Reflectors

Backlite Reflector	38
Barn-Door and Gel Holder for Maxilite	37
Gel/Filter Holder for Maxilite	37
Grid Diffuser	36
Grid Reflector	38
High Performance Reflector	36
Honeycomb Grid for Maxilite	37
Keylite Reflector	36
Maxilite Reflector	37
Ringlite Convertor	41
Softlite Reflector	36
Sunlite Reflector	37
Supersoft 600 Diffuser	37
Wide-Angle Reflector	36

Effects

Jetstream Wind Machine	40
------------------------	--------	----

Generators

Explorer 1500 Battery Generator	28
Generator Kits	30
QUAD 2400 Generator	26
QUADX 3000 Generator	24

Generator Heads

QUAD 3KM Mini Flash Head	31
QUADX Flash Head	31
Ringflash Pro	32

HiGlide System

HiGlide Accessories	74
HiGlide Carriages	72
HiGlide Pantographs	73
HiGlide Rails & Brackets	70

Light Modifiers

Clip on Barn Doors	39
Fresnel 200	39
Gobos	40
Multiclip	39
Reflector Discs	43
Snoot	38
Umbrellas	43
Universal Honeycomb Grid	38
Universal Spot Attachment	40

Lighting Support

Light Booms	55
Lighting Stands	54

Monolights

Gemini	8
Gemini Classic	10
Gemini PRO Range	14
Gemini R Range	12

Monolight Kits

Gemini Kits	9
Gemini Classic Kits	11
Gemini PRO Range Kits	17
Gemini R Range Kits	16

Reflector Kits

Advanced Reflector Kit	42
Basic Reflector Set	38
Effects Reflector Kit	42
Fashion Reflector Kit	42
Portrait Reflector Kit	42

Remote Triggering

Gemini Remote Control	21
PocketWizard Radio Trigger Card Pack	21
Pulsar Radio Trigger System	20
Pulsar Radio Trigger Card Pack	21

Softboxes

Bowens Softboxes	46
Octo 90	49
Octo 150	48
Wafer Accessories	51
Wafer Light Banks	50

Bowens International Distribution Network

Argentina Bey Corporation +54 114 771 1895	Australia C.R Kennedy & Co. +61 3 9823 1555	Austria Delta Marketing +43 31 668 135 023	Bahrain House of Photography +973 1762 3071	Belgium Studio Technic +32 2 201 0465	Canada Henry's +1 416 466 9600	Chile Reifschneider +56 2 450 4300	China Bowens China +86 21 5138 9340
Croatia Prizma Co. +385 1389 5127	Cyprus F.C Trading Co. +357 267 0806	Czech Republic Ades +420 2 5721 1991	Denmark Goecker Handel +45 35 821 100	Estonia Fotoluks +372 655 6045	Finland Varustamo +358 103874100	France Technicinephot +33 1 40 10 5555	Germany Calumet Photographic +49 40 423 1600
Greece N.Cofinas - H.Alexandrou +30 210 723 6847	Hong Kong Regent Co. +852 2528 0576	Hungary Studioline Fototechnika +36 1222 4200	Iceland Beco +354 533 3411	India Foto Planet +91 9920 7535 45	Indonesia Oktagon +62 21 420 4545	Iran Deedfaraz Co. +98 21 884 7800	Ireland D.M.L +353 1 465 8600
Israel Zandberg +972 3629 2321	Italy Gruppo BP +39 550 15489	Japan Take Inc. +81 33543 5961	Jordan Salbashian & Co. +962 664 5845	Kuwait Ashraf & Co. +965 531 2960	Latvia SIA Master Foto +371 6770 4396	Lebanon Gulbenk Corporation +961 472 3777	Malaysia Ruby Far East +60 34295 3095
Mexico Foto Regis +52 5448 2000	Netherlands Calumet Photographic +31 20 697 7171	New Zealand C.R Kennedy +64 9 276 3271	Norway Rafo Engros +47 2317 5560	Pakistan NASA Colour Labs +92 21 663 7185	Peru Wilhelmi Monge +51 1241 4493	Philippines JT Photoworld +63 2 5366 590	Poland Foto 7 +48 32 238 2514
Portugal Citylab +351 255 539 230	Qatar Salam technical Services +974 832 050	Romania Imatech Imaging +40 21 313 31 40	Russia Photo-Frame +7 495 234 9915	Serbia Montenegro Pro-Light +381 11 277 4704	Singapore Ruby Photo +65 6254 6582	Slovenia Euro Foto +386 04 6000 202	South Korea Mijoo Rico +82 2 517 1210
Spain Bach Import +34 9 3330 9408	Sweden Dito Photoproffs +46 8 720 03 23	Switzerland Profot +41 41 769 1080	Syria Puzant Yacoubian & Sons +963 11 212 8600	Taiwan Nay Chering +886 22396 0170	Taiwan U-Gem Corporation +886 2 2393 3157	Thailand Krung Siam Enterprise +66 2 669 5425	Tunisia La Promotion de l'image +216 70 838 264
Turkey Kadri Senruh +90 212 522 99 91	Ukraine Fotosale +380 44 531 81 60	United Arab Emirates Salam Studio & Stores +971 4 704 8393	United Kingdom CT Distribution +44 0870 458 5258	USA Bowens USA +1 508 862 9274	Vietnam Leduc +84 8 820 5571		

All models and technical specifications featured in this brochure may be subject to change without notice. E&OE. © 2010 Bowens International Limited. Inclusion in this brochure is not a guarantee of availability in all regions. Check with local Bowens distributors for regional availability. Bowens® and 'the power behind the picture'® are registered trademarks of Bowens International Limited. PocketWizard® is a registered trademark of LPA Design Inc. Crumpler® is a registered trademark of Crumpler Design.